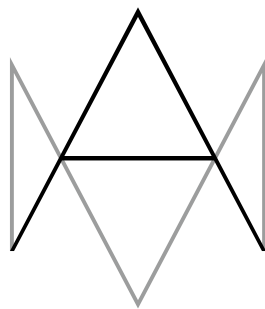




AREALITE
METALSPOT

CATALOGO
2016



AREALITE
METALSPOT

CATALOGO
2016

LA
STORIA
CONTI
NUA...

A NEVER-ENDING STORY ...
UNE HISTOIRE SANS FIN ...
UNA HISTORIA QUE CONTINÚA ...

Arealite, azienda nota nel settore dell'illuminazione da esterno, acquisisce nel 2014 il marchio Metalspot, marchio storico della luce Made in Italy. La ricerca costante di un equilibrio armonico tra tecnica e qualità del prodotto, è il dato comune che unisce questi due Brand. Il nuovo catalogo è la sintesi che Arealite propone ai propri clienti. Una sintesi che offre, da un lato la riproposizione tecnicamente aggiornata di prodotti storici e dall'altro le novità che ampliano significativamente la proposta commerciale che abbraccia gran parte del mondo dell'illuminazione.

Arealite, a leading company operating in the outdoor lighting field, acquires Metalspot brand in 2014, known worldwide as a historical brand of lighting Made in Italy. The constant quest for a harmonic balance between technology and quality in a product, is the common mark of the two brands. The new catalogue is the synthesis of Arealite piece of research, a collection that combines the upgrade of historical luminaires and new products, thus creating a wide offer for quite the whole lighting world.

Arealite, société connue dans le secteur de l'éclairage pour l'extérieur, acquiert en 2014 la marque Metalspot, brand historique de l'éclairage Made in Italy. La recherche incessante de l'équilibre harmonique entre technologie et qualité du produit, est la donnée commune qui unit les deux Marques. Le nouveau catalogue est la synthèse de ce travail de recherche, une collection que Arealite propose à ses clients en présentant d'une part les appareils historiques adaptés à la technologie de nos jours et de l'autre les nouveautés, qui enrichissent considérablement l'offre commerciale, pour satisfaire la plupart de la clientèle dans le monde de l'éclairage.

Arealite, empresa conocida en el sector del alumbrado para exterior, adquiere la marca Metalspot en 2014, brand histórico de la iluminación Made in Italy. La búsqueda constante del equilibrio armonioso entre tecnología y calidad del producto es la nota común que une las dos Marcas. El nuevo catálogo es la síntesis de este trabajo de investigación, una colección que Arealite ofrece a sus clientes presentando por un lado los productos históricos actualizados según la tecnología de hoy y por otro lado los nuevos aparatos, que amplían de manera considerable la oferta comercial, para abrazar la mayoría del mundo de la iluminación.





Indice

Index
Index
Índice

Si



NEW
THE GAME 2.0
P. 10



MICRO-RAIL
P. 22



AERE
P. 32



TRIO
P. 40



SHOCK
P. 62

Sp



PLANA SLIM
P. 148



SPILLO
P. 150



URANO
P. 154



THOR
P. 156



ZELIG
P. 158

In



TOP
P. 172



ELEMENT
P. 186



NEW
LOOP
P. 198



FANIP
P. 200



SQUARE
P. 202

Of



NEW
LEX
P. 212



STARGLOW
P. 214



VELA
P. 216



NEW
VISTA
P. 220



SUBRA
P. 222

Ps



NEW
WOLF
P. 232



PAGE
P. 234



NEW
OLA
P. 236



TRATTO
P. 240



QUADRO
P. 242



PICTURA
P. 258



CONO
P. 262



BALUN
P. 264



FONTANA
P. 266



MUSE
P. 272



EOS
P. 78



ZEN
P. 114



FUNAMBOLO
P. 132



MOOD
P. 140



NOVE
P. 160



NEW
LETI
P. 226



NASTRO
P. 244



MOPO
P. 246



PEPPER
P. 250



NEW
WAVE 2.0
P. 252



PLANA SLIM
P. 256



NEW
GEODE EVO
P. 276

Indice

Index
Index
Índice

Gi



AREA
P. 280



PLUVIUM
P. 282



OLIMPIA
P. 286



DISCOVERY
P. 288



GEO
P. 294

Re



NEW
ERA
P. 314



GEODE
P. 316



NEW
SCIC
P. 318



NEW
SARIEL
P. 320



NEW
KALLIOPE
P. 324



ANIEL
P. 340



KLIO
P. 344



TUREL
P. 346



POP
P. 348



AQUA
P. 350



CHIROS
P. 370



GRAFOS
P. 372



KIT
P. 374



DISPLAY
P. 378



REFLEX
P. 380



INSIT
P. 398



INSIT MINI
P. 400



MAUS
P. 404



NEW
RONDO
P. 406



EXEL
P. 408

Ac



DRIVER 24/12V
P. 424



DRIVER
350/500/700mA
P. 426



DRIVER
MULTITENSIONE
E CORRENTE
P. 427



GRUPPI
ALIMENTAZIONE
HQI
P. 427



TRASFORMATORI
12V
P. 428



TELUS
P. 298



NEW
TANDEM
P. 326



NEW
REKORD
P. 328



PLANA
P. 332



MIT
P. 334



SET
P. 336



PLANET
P. 338



NEW
TRIPLO
P. 354



TETRIS
P. 356



DOMINO
P. 358



VISUS
P. 362



POLIEDRA
P. 364



TECHA
P. 368



CUADRO
P. 382



CUADRO REFLEX
P. 386



INPUT
P. 388



REFLEX MIDI
P. 390



LINE
P. 394



LINE REFLEX
P. 396



EXTRA
P. 412



EXTRA TEKNO
P. 414



EXLED
P. 416



NEW
THIN
P. 420



BOX DI
CONNESSIONE
P. 428

SS SITE MI

LIGHTING SYSTEMS
SYSTÈMES D'ÉCLAIRAGE
SISTEMAS



NEW

THE GAME 2.0
P. 10



MICRO-RAIL
P. 22



AERE
P. 32



TRIO
P. 40



SHOCK
P. 62



EOS
P. 78



ZEN
P. 114



FUNAMBOLO
P. 132



MOOD
P. 140

THE GAME 2.0

Sistema componibile a Led 24V con moduli tubolari a sezione ridotta ($\varnothing=14\text{mm}$). I nuovi attacchi jack, garantiscono un contatto sicuro ed affidabile nel tempo. Gli innumerevoli accessori consentono un'ampia gamma di combinazioni (illuminazione di banchi reception, hall di alberghi, sale ristoranti, vetrine di negozi, corridoi, specchiere, quadri, ecc...).

Modular LED lighting system consisting of rods of reduced cross-section (14 mm diameter only). The upgraded jack connectors grant a reliable junction for a long time to come. The several accessories allow innumerable combinations (lighting application for reception desks, hotel halls, restaurants, shop windows, corridors, mirrors, paintings etc...).


Système d'éclairage modulaire à LED, composé de profils à section réduite (14 mm de diamètre). Les nouveaux connecteurs jack garantissent des contacts sûrs et fiables pour longtemps. Les nombreux accessoires permettent plusieurs combinaisons (applications pour l'éclairage des réceptions, halles d'hôtel, restaurants, devantures des boutiques, couloirs, miroirs, tableaux etc...).

Sistema modular d'alumbrado de LED, compuesto por perfiles de sección reducida (14 mm de diámetro). Los nuevos conectores jack garantizan contactos seguros y fiables durante mucho tiempo. Los numerosos accesorios permiten una amplia gama de composiciones (aplicaciones de alumbrado para recepciones, salas de hoteles, restaurantes, escaparates de tiendas, pasillos, espejos, cuadros etc...).



SORGENTI	14
<i>SOURCES</i>	
COMPONENTI	18
<i>COMPONENTS</i>	

THE GAME 2.0





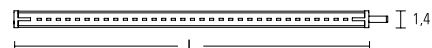
THE GAME 2.0 Sorgenti BARRA LED



Barra LED.

LED rod.
Profil LED.
Perfil LED.

Dimensioni cm.
Size cm.



Codice Code	Potenza Wattage	CCT CCT	Ra Ra	Lumen output Lumen output	Dimensione (cm) Size (cm)
L23216-01	LED 7,5W	3000K	> 80	900	L = 53
L23216-02		4000K		972	
L23218-01	LED 11W	3000K		1350	L = 77
L23218-02		4000K		1458	



THE GAME 2.0

BARRA SENZA LED



Barra conduttrice senza LED. Consente la continuità dell'alimentazione senza emissione luminosa.

Conductor rod without LED. Direct power supply without light emission.
Profil conducteur sans LED. Alimentation continue sans émission lumineuse.
Perfi conductor sin LED. Alimentación continua sin emisión luminosa.

Dimensioni cm.
Size cm.



Codice Code	Dimensione (cm) Size (cm)
L23220	L = 53
L23222	L = 77



THE GAME 2.0 Componenti

Esempi di installazione dei componenti del sistema

Examples of installation of system components

Exemples d'installation des composants du système

Ejemplos de instalación de los componentes del sistema





23202
23203
23204

23211

23201

L33106
L33017

23207

L23216
L23218

23210

360°


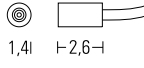


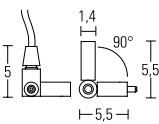


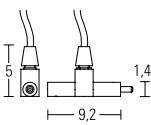


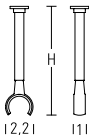

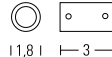

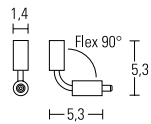


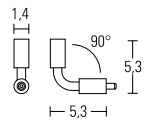

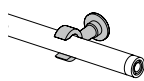

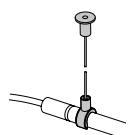
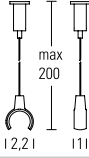

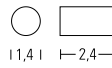
23202


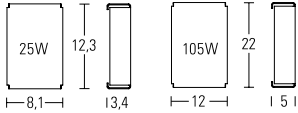

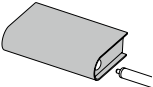
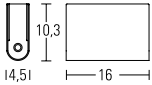

L23200

Porre i sostegni 23202, 23203, 23204, 23205 ogni 75 cm. max
Place the holders 23202, 23203, 23204, 23205 every 75 cm. max
Monter les supports 23202, 23203, 23204, 23205 chaque 75 cm. max
Instalar los sostenes 23202, 23203, 23204, 23205 cada 75 cm. max

Alimentatore con doppio jack integrato - L23200
Driver with integrated double jack - L23200
Alimentateur avec double jack intégré - L23200
Alimentador con doble jack integrado - L23200

THE GAME 2.0 Componenti

Articolo Articolo	Dimensioni Size	Codice Codice	Finitura Finishing	Descrizione Descrizione
		23207	 policarbonato opale opal polycarbonate	Connettore alimentazione di testa Head power supply connector
		23208	 policarbonato opale opal polycarbonate	Connettore di alimentazione 90° 90° power supply connector
		23206	 policarbonato opale opal polycarbonate	Connettore di alimentazione lineare Power supply line connector
		23202 - h 10cm 23203 - h 20cm 23204 - h 50cm	cromo chrome	Sostegno rigido per montaggio a parete/soffitto Stiff holder for wall/ceiling mounting
		23212	policarbonato opale opal polycarbonate	Giunzione per sospensione Junction for suspension
		23211	 policarbonato opale opal polycarbonate	Giunzione flessibile conduttrice Conductive flexible junction
		23210	 policarbonato opale opal polycarbonate	Giunzione 90° conduttrice 90° conductive junction
		23200	cromo chrome	Sostegno rigido filo muro Stiff holder flush with wall
		23205	policarbonato opale opal polycarbonate	Sostegno con cavo max 200 cm Cable holder max 200 cm
		23201	policarbonato opale opal polycarbonate	Terminale di chiusura Closing cap

Articolo <i>Articolo</i>		Codice <i>Codice</i>	Potenza <i>Wattage</i>	Descrizione <i>Descrizione</i>
		L33106 L33017	25W 24V - DC 105W 24V - DC	 Alimentatore elettronico in DC <i>Electronic driver in direct current</i>
		L23200	25W 24V - DC	 Alimentatore elettronico <i>Electronic driver</i>



MICRORAIL

Sistema di illuminazione su binario elettrificato a 24V. Portata max 10A. Realizzato in metacrilato bianco, conduttori in rame. L'installazione è pratica e veloce. Fissaggio delle sorgenti al binario attraverso calamite. Il circuito elettronico presente all'interno delle sorgenti è provvisto di dispositivo che permette l'inversione di polarità. Le dimensioni minime permettono di collocare MICRO-RAIL in spazi ridotti quali nicchie, vetrine e sottopensili, ma la grande versatilità di composizione unita ad un'elevata efficienza luminosa consentono configurazioni adatte anche ad ambienti di dimensioni molto più ampie.

24V electrified rail track system. Max load 10A. Made in white methacrylate, copper conductors. Easy and quick installation. Light sources fixed by magnet system. The electronic circuit inside the light sources is provided with polarity inversion device. MICRO-RAIL's minimum dimensions allow an installation in reduced spaces such as niches, exhibition windows and shelves but, thanks to its versatility of composition and high luminous efficiency, it is suitable for environments with wider dimensions.

Système d'éclairage à binaire 24V. Charge max 10A. Réalisé en methacrylate blanc, conducteurs en cuivre. Montage des sources au binaire avec aimant. Le circuit électronique au dedans de sources est pourvu d'un dispositif pour l'inversion de la polarité. Installation simple et rapide. Les petites dimensions permettent l'installation de MICRO-RAIL dans des espaces réduits tels que niches, vitrines et suspendus mais grâce à sa versatilité de composition et son efficacité lumineuse, il est adapté pour des environnements de dimensions plus amples.

Sistema de iluminación a carril 24V. Carga maxima 10A. Realizado en metacrilato blanco, conductores en cobre. Surgentes fijadas al carril con magnete. El circuito electrónico al interior de las surgentes tiene un dispositivo para la inversión de la polaridad. Instalación simple y rápida. Sus pequeñas dimensiones permiten la instalación de MICRO-RAIL en espacios reducidos como nichos, vitrinas y colgantes pero, gracias a su versatilidad de composición y eficiencia luminosa, es adaptado para ambientes con dimensiones más largas.



SORGENTI	24
<i>SOURCES</i>	
COMPONENTI	30
<i>COMPONENTS</i>	

MICRORAIL Sorgenti



FISSO
P. 26



ORIENTABILE
P. 28



MICRORAIL Sorgenti

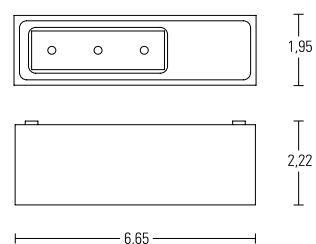
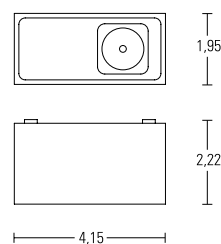
FISSO







Sorgenti con ottica fissa.

*Light sources with fixed optic.
Sources avec optique fixe
Surgentes con optica fija*


Dimensioni cm.
Size cm.



Versione <i>Version</i>	Fascio <i>Beam angle</i>	Codice <i>Code</i>	Finitura <i>Finishing</i>	Potenza <i>Wattage</i>	CCT <i>CCT</i>	Lumen output <i>Lumen output</i>
		L33110-01 L33110-02	Bianco <i>white</i>	LED 1W	3000K 4000K	140
		L33111-01 L33111-02	Bianco <i>white</i>	LED 3x1W	3000K 4000K	420



Info tecniche
Technical info



Fissaggio delle sorgenti al binario attraverso calamite.
Light sources fixed by magnet system.
Montage des sources au binaire avec aimant.
Surgentes fijadas al carril con magnete.

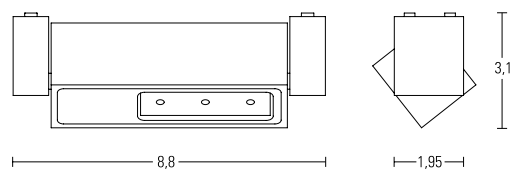
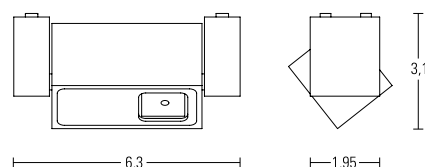
MICRORAIL Sorgenti ORIENTABILE




Sorgenti con ottica orientabile.

Light sources with adjustable optic.
Sources avec optique orientable
Surgentes con optica orientable

Dimensioni cm.
Size cm.



Versione Version	Fascio Beam angle	Codice Code	Finitura Finishing	Potenza Wattage	CCT CCT	Lumen output Lumen output
	▲ 25°	L33123-01 L33123-02	Bianco <i>white</i>	LED 1W	3000K 4000K	140
	▲ 40°	L33113-01 L33113-02	Bianco <i>white</i>	LED 1W	3000K 4000K	140
	▲ 25°	L33122-01 L33122-02	Bianco <i>white</i>	LED 3x1W	3000K 4000K	420
	▲ 40°	L33112-01 L33112-02	Bianco <i>white</i>	LED 3x1W	3000K 4000K	420



Info tecniche
Technical info

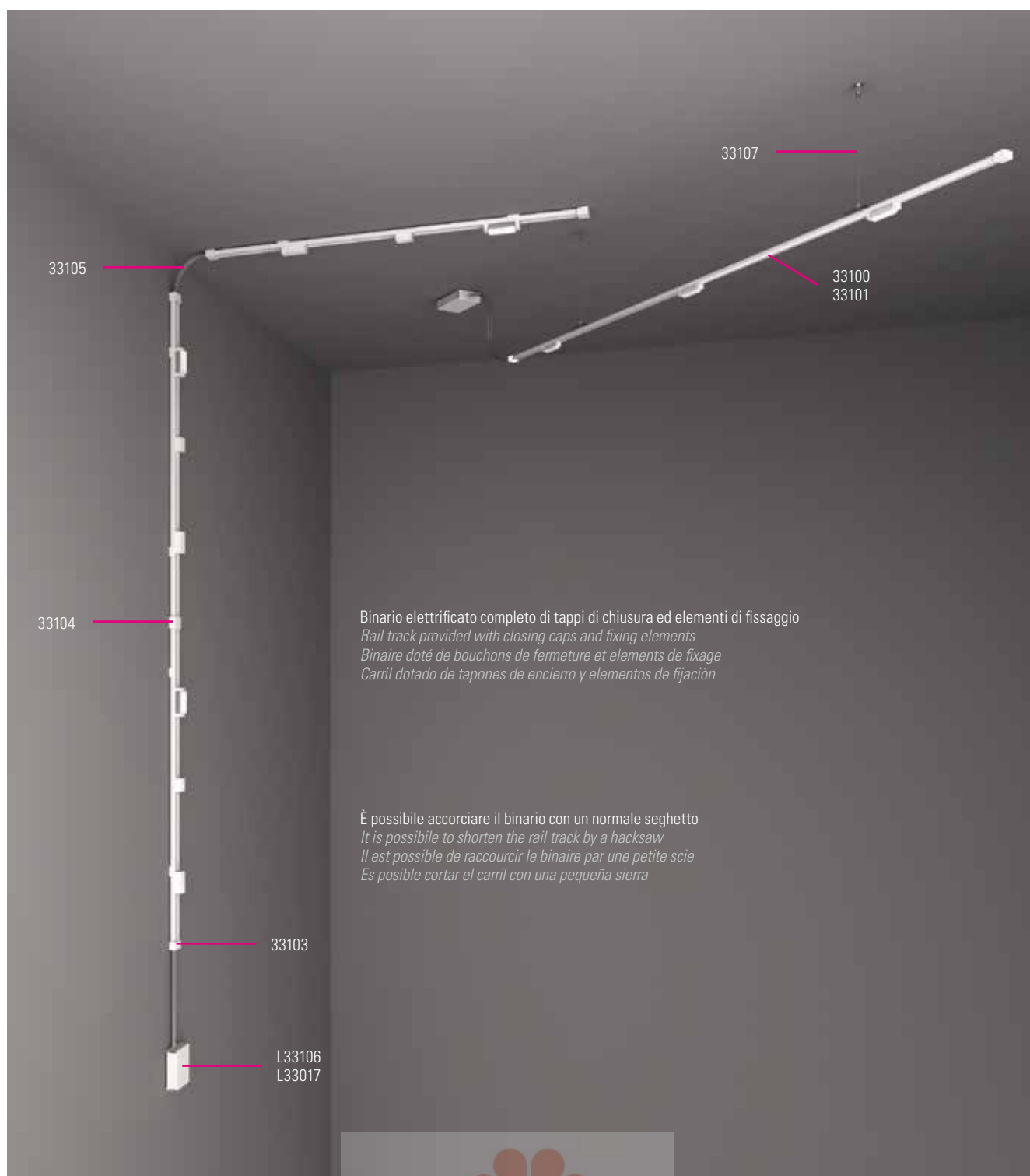


Fissaggio delle sorgenti al binario attraverso calamite.
Light sources fixed by magnet system.
Montage des sources au binaire avec aimant.
Surgentes fijadas al carril con magnete.

MICRORAIL Componenti




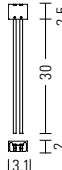

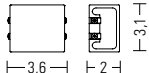

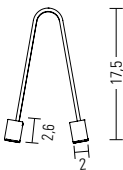



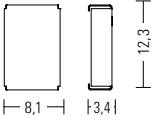

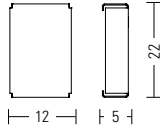
Esempi di installazione dei componenti del sistema

Examples of installation of system components
Exemples d'installation des composants du système
Ejemplos de instalación de los componentes del sistema



Binario elettrificato completo di tappi di chiusura ed elementi di fissaggio
Rail track provided with closing caps and fixing elements
Binaire doté de bouchons de fermeture et éléments de fixation
Carril dotado de tapones de encierro y elementos de fijación

È possibile accorciare il binario con un normale seghetto
It is possible to shorten the rail track by a hacksaw
Il est possible de raccourcir le binaire par une petite scie
Es posible cortar el carril con una pequeña sierra

Articolo <i>Articolo</i>	Dimensioni <i>Size</i>	Codice <i>Codice</i>	Descrizione <i>Descrizione</i>
		33100 33101	Binario bianco <i>White track</i> 1mt Binario bianco <i>White track</i> 2mt
		33103	Connettore di alimentazione <i>Power supply connector</i>
		33104	Giunzione conduttrice lineare <i>Linear conducting junction</i>
		33105	Giunzione conduttrice flessibile <i>Flexible conducting junction</i>
		33107	Sostegno a cavo max cm. 200 <i>Cable support max cm. 200</i>
		L33106	Alimentatore elettronico 25W. 24V in corrente continua. Copertura in metallo <i>25W electronic driver. 24V in direct current. Metal cover</i>
		L33017	Alimentatore elettronico 105W. 24V in corrente continua. Copertura in metallo <i>105W electronic driver. 24V in direct current. Metal cover</i>

AERE

Sistema di illuminazione su binario elettrificato alimentato a 12V. Portata max 25A. Realizzato in alluminio anodizzato e policarbonato trasparente. Vari modelli di sorgenti a spot LED e alogene applicabili mediante adattatore con attacco Jack. AERE è estremamente versatile, può essere curvato e modellato per adattarsi ad ogni tipo di installazione.

12V electrified rail track system. maximum load 25A. Made of die-cast aluminium and transparent polycarbonate. Different halogen and LED spot light sources mounted by jack connection. Aere is extremely versatile, it can be bent and shaped to be adapted to any kind of installation.

Système d'éclairage sur binaire électrifié à 12V. Charge maximale 25A. Fabriqué en aluminium anodisé et polycarbonate transparent. Différents modèles de sources à spot halogènes et LED montés par adaptateur jack. Aere est extrêmement versatile, il peut être courbé et modelé pour s'adapter à tout type d'installation.

Sistema de iluminaciòn en riel electrificado a 12V. Carga maxima 25A. Fabricado en aluminio anodizado y policarbonato transparente. Diferentes modelos de surgentes halogenas y LED montadas con adaptador jack. Aere es extremamente versatil, puede ser curvado y modelado para adaptarse a cualquier tipo de instalaciòn.



COMPONENTI 34

COMPONENTS

ADATTATORI JACK 36

ADAPTERS JACK

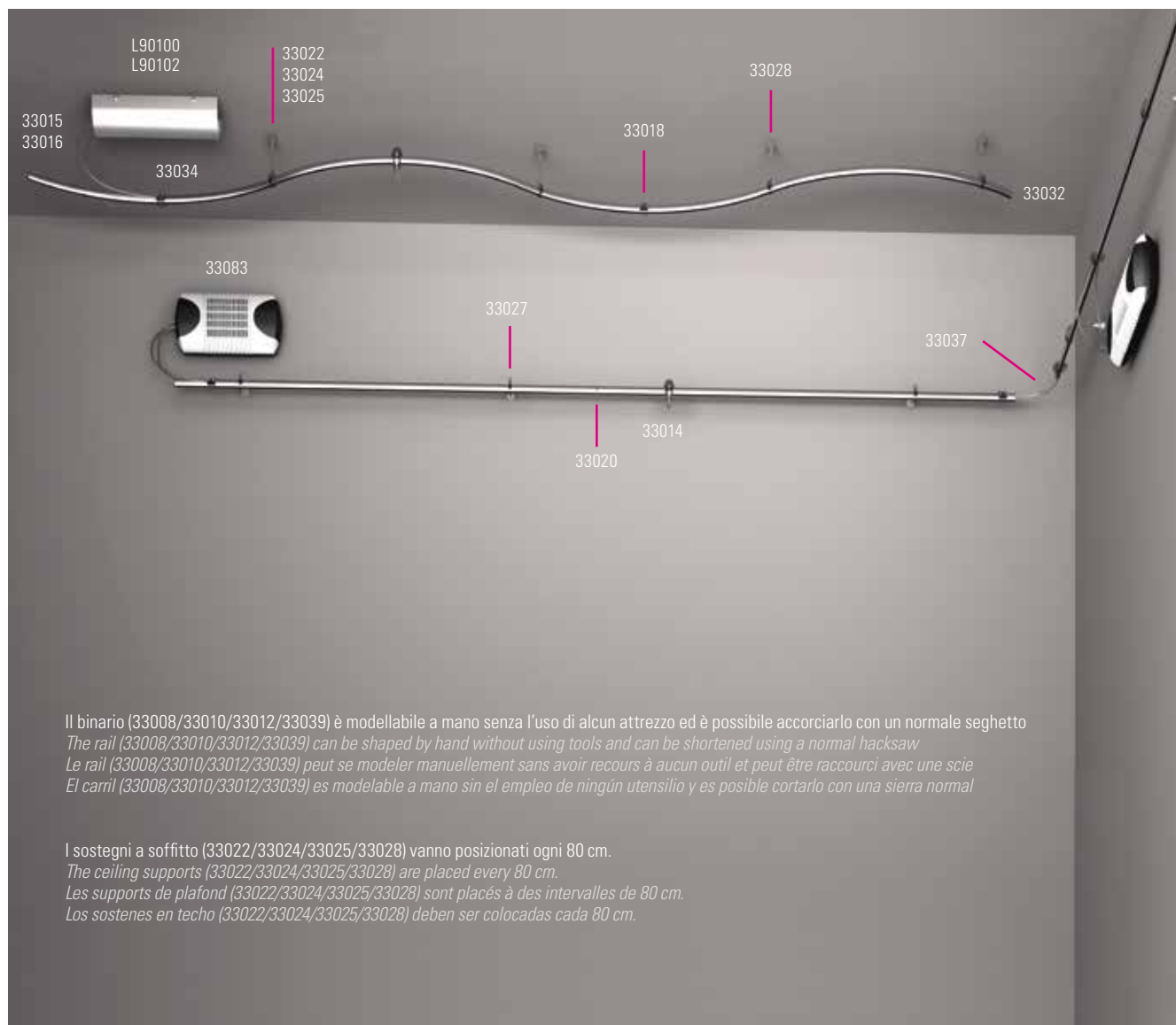
SORGENTI 37

SOURCES

AERE Componenti

Esempi di installazione dei componenti del sistema

Examples of installation of system components
 Exemples d'installation des composants du système
 Ejemplos de instalaciòn de los componentes del sistema



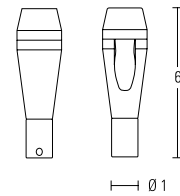
Articolo Articolo	Dimensioni Size	Codice Codice	Finitura Finishing	Descrizione Descrizione
		33008 33039 33010 33012	 alluminio aluminium 1m alluminio aluminium 1,5m alluminio aluminium 2m alluminio aluminium 3m	Binario in alluminio anodizzato e policarbonato trasparente. Track made of die-cast aluminium and transparent polycarbonate.



		33032		Trasparente <i>Transparent</i>	Terminale di chiusura binario <i>Track terminal</i>
		33020		Trasparente <i>Transparent</i>	Giunzione per binario. Isolante <i>Track connection. Insulator</i>
		33018	 	Trasparente <i>Transparent</i>	Giunzione per binario. Conduttore <i>Track connection. Wire</i>
		33037	 	Trasparente <i>Transparent</i> 20cm	Connettore binario/binario <i>Track-to-track connector</i>
		33015 33016	 	Trasparente <i>Transparent</i> 20cm Trasparente <i>Transparent</i> 100cm	Connettore di alimentazione. <i>Power supply connector</i>
		33028		Trasparente <i>Transparent</i>	Sostegno a cavo max 200 cm. <i>Cable support max 200 cm.</i>
		33022 33025 33024		Cromo <i>Chrome</i> 5cm Cromo <i>Chrome</i> 8cm Cromo <i>Chrome</i> 50cm	Sostegno rigido per montaggio a soffitto. <i>Rigid support for ceiling mounting</i>
		33027		Cromo <i>Chrome</i> 8cm	Sostegno rigido a 90° per montaggio a parete <i>90° rigid support for wall mounting</i>
		L90100	  		Driver 12V 70W
		33034			
		L90102	  		Driver 12V 20W
		33034			
		33083	  		Trasformatore elettronico dimmerabile DALI/ pulsante 300W corrente continua <i>Electronic transformer, dimming option 300W DALI/push button, direct current</i>

AERE Adattatore Jack



Dimensioni cm.
Size cm.



Codice Code	Finitura Finishing	Descrizione Description
33014	  trasparente <i>transparent</i>	Adattatore per sorgenti Jack 12V e Jack LED <i>Adapter for Jack 12V and LED sources</i>

Spot Jack LED



PLANA SLIM
P. 148



SPILLO LED
P. 150



URANO
P. 154



NOVE
P. 160

Spot Jack 12V



SPILLO
P. 150



URANO
P. 154



THOR
P. 156



ZELIG
P. 158

AERE



AERE



TRIO

Sistema di illuminazione su binario a tensione di rete (230-250V - 16A), a tripla accensione, realizzato in lega di alluminio estruso, conduttori in rame alloggiati in estrusi di PVC. TRIO prevede due differenti tipi di installazione, in superficie o ad incasso, ognuna con binari e relativi accessori dedicati. La peculiarità di applicare sorgenti decorative, oltre alle classiche tecniche, lo rende adatto a qualsiasi contesto in ambito contract.

TRIO is designed for two different kind of installation, surface or recessed mounting, each with proper rails and accessories. The possibility to mount decorative light sources, together with technical ones, makes it suitable for whatever installation in the contract sector. Line voltage (230V-250V - 16A) rail track system, triple switching on, made in extruded aluminium, copper conductors housed in PVC extrusions.

TRIO est conçu pour deux différents types d'installation, en surface ou encastré, chaque avec ses binaires et accessoires. La possibilité de monter des sources décoratives, ensemble aux techniques, le rend adapté pour toute installation dans le secteur contract. Système d'éclairage à tension de réseau (230V-250V - 16A) à triple allumage, réalisé en ligue d'aluminium extrudé.

TRIO esta diseñado para dos diferentes tipos de instalación, en superficie o empotrado, cada con sus propios rieles y accesorios. La posibilidad de montar fuentes decorativas, al lado de las técnicas, lo hace adaptado para cualquier instalación en el sector contract. Sistema de iluminación a tensión de red (230-250V - 16A), triple encendido, realizado en aleación de aluminio extruso.



COMPONENTI 42

COMPONENTS

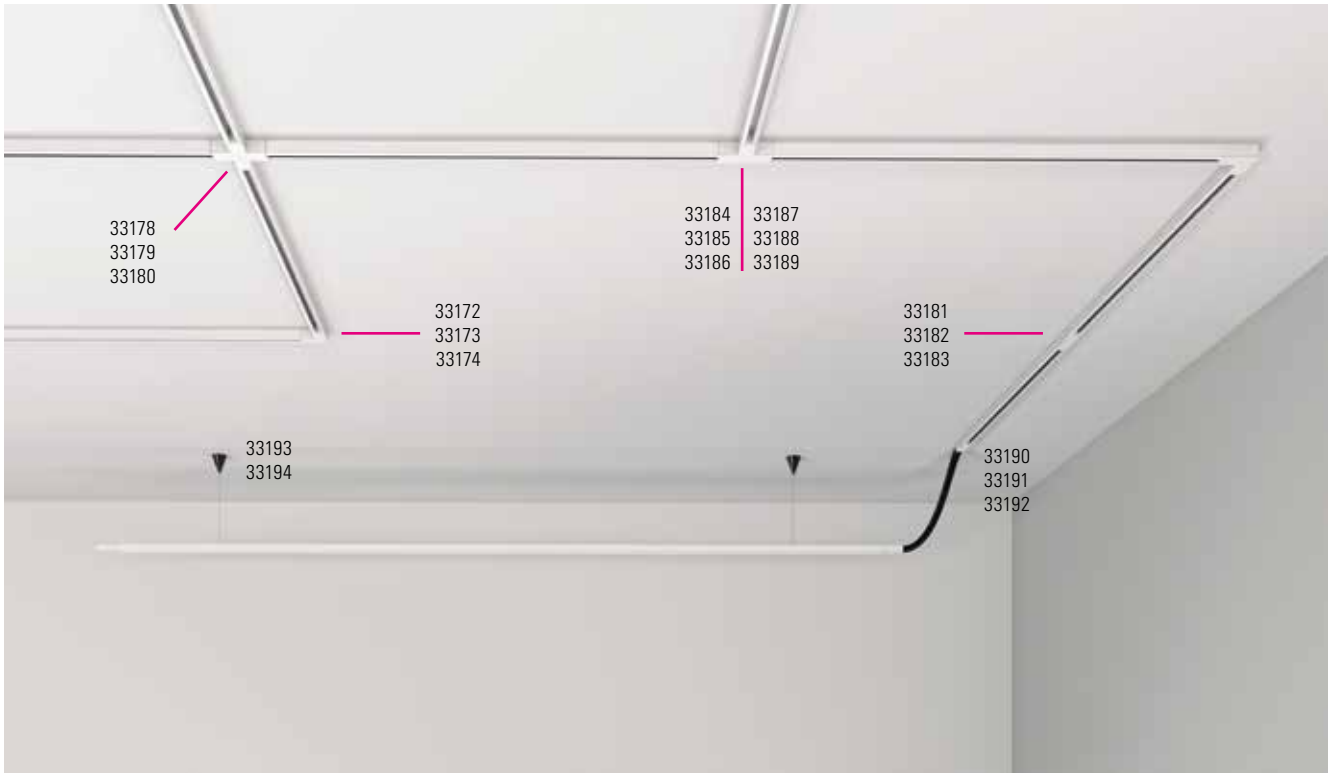
SORGENTI 46


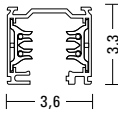

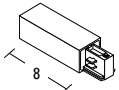

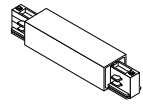

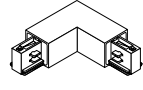

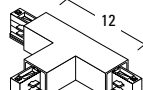










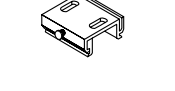


SOURCES

TRIO Componenti

Sistema parete/soffitto

System for wall/ceiling mounting
Système pour montage au mur/plafond
Sistema para instalaciòn en pared/techo



Articolo Articolo	Dimensioni Size	Codice Codice	Finitura Finishing	Descrizione Descrizione	
		33019	☐	bianco <i>white</i>	Binario parete/soffitto <i>Wall/ceiling rail track 100 cm</i>
		33140	CE	bianco <i>white</i>	Binario parete/soffitto <i>Wall/ceiling rail track 200 cm</i>
		33141	CE	bianco <i>white</i>	Binario parete/soffitto <i>Wall/ceiling rail track 300 cm</i>
		33142	☐	argento <i>silver</i>	Binario parete/soffitto <i>Wall/ceiling rail track 100 cm</i>
		33143	CE	argento <i>silver</i>	Binario parete/soffitto <i>Wall/ceiling rail track 200 cm</i>
		33144	CE	argento <i>silver</i>	Binario parete/soffitto <i>Wall/ceiling rail track 300 cm</i>
		33145	☐	nero <i>black</i>	Binario parete/soffitto <i>Wall/ceiling rail track 100 cm</i>
		33146	CE	nero <i>black</i>	Binario parete/soffitto <i>Wall/ceiling rail track 200 cm</i>
		33147	CE	nero <i>black</i>	Binario parete/soffitto <i>Wall/ceiling rail track 300 cm</i>
		33166	☐	bianco <i>white</i>	Alimentazione destra
		33167	☐	argento <i>silver</i>	Alimentazione destra
		33168	CE	nero <i>black</i>	Alimentazione destra
		33169	☐	bianco <i>white</i>	Alimentazione sinistra
		33170	☐	argento <i>silver</i>	Alimentazione sinistra
33171	CE	nero <i>black</i>	Alimentazione sinistra		
		33181	☐	bianco <i>white</i>	Alimentazione centrale e giunto lineare
		33182	CE	argento <i>silver</i>	
		33183	CE	nero <i>black</i>	
		33172	☐	bianco <i>white</i>	Giunto L interno <i>Inner L joint</i>
		33173	☐	argento <i>silver</i>	
		33174	CE	nero <i>black</i>	
		33175	☐	bianco <i>white</i>	Giunto L esterno <i>Outer L joint</i>
		33176	☐	argento <i>silver</i>	
		33177	CE	nero <i>black</i>	
		33184	☐	bianco <i>white</i>	Giunto T destro <i>Right T joint</i>
		33185	CE	argento <i>silver</i>	
		33186	CE	nero <i>black</i>	
		33187	☐	bianco <i>white</i>	Giunto T sinistro <i>Left T joint</i>
		33188	☐	argento <i>silver</i>	
		33189	CE	nero <i>black</i>	
		33178	☐	bianco <i>white</i>	Giunto X <i>Joint X</i>
		33179	☐	argento <i>silver</i>	
		33180	CE	nero <i>black</i>	
		33157	☐	bianco <i>white</i>	Giunto lineare con contatti <i>Linear joint with connections</i>
		33158	CE	nero <i>black</i>	
		33159	☐	bianco <i>white</i>	Giunto lineare senza contatti <i>Linear joint without connections</i>
		33160	CE	nero <i>black</i>	
		33190	☐	bianco <i>white</i>	Giunto flessibile <i>Flexible joint</i>
		33191	☐	argento <i>silver</i>	
		33192	CE	nero <i>black</i>	
		33193	☐	bianco <i>white</i>	Kit sospensione con cavo in acciaio regolabile 100 cm.
		33194	☐	nero <i>black</i>	
		33162			Kit attacco soffitto <i>Kit for ceiling mounting</i>

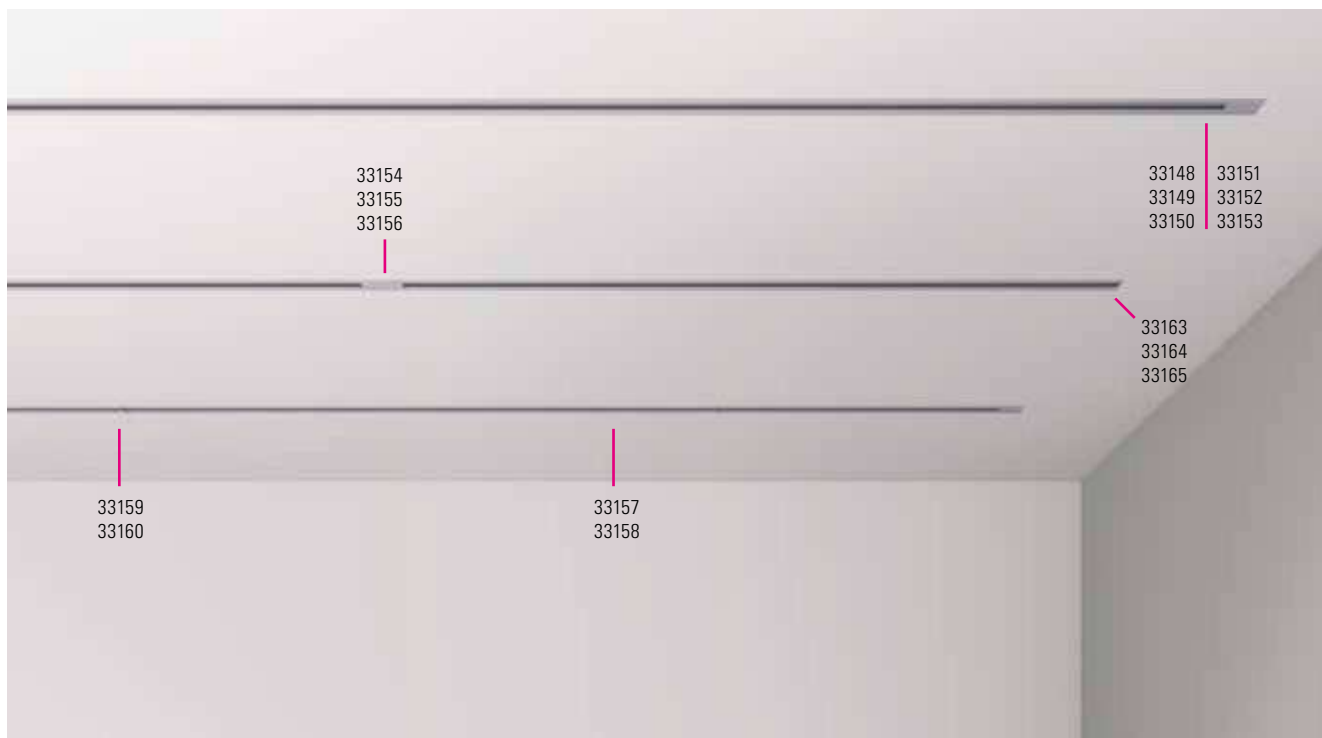
TRIO Componenti

Sistema ad incasso

System for recessed mounting

Système pour montage en encastré

Sistema para instalaciòn en empotrado



Articolo <i>Articolo</i>	Dimensioni <i>Size</i>	Codice <i>Code</i>	Finitura <i>Finishing</i>	Descrizione <i>Descrizione</i>
 		33130 33131 33132	  bianco <i>white</i>	Binario ad incasso <i>Recessed track 100 cm</i> Binario ad incasso <i>Recessed track 200 cm</i> Binario ad incasso <i>Recessed track 300 cm</i>
		33133 33134 33135	  argento <i>silver</i>	Binario ad incasso <i>Recessed track 100 cm</i> Binario ad incasso <i>Recessed track 200 cm</i> Binario ad incasso <i>Recessed track 300 cm</i>
		33136 33137 33138	  nero <i>black</i>	Binario ad incasso <i>Recessed track 100 cm</i> Binario ad incasso <i>Recessed track 200 cm</i> Binario ad incasso <i>Recessed track 300 cm</i>
		33148 33149 33150	  bianco <i>white</i> argento <i>silver</i> nero <i>black</i>	Alimentazione destra <i>Power supply from the right side</i>
		33151 33152 33153	  bianco <i>white</i> argento <i>silver</i> nero <i>black</i>	Alimentazione sinistra <i>Power supply from the left side</i>
		33157 33158	  bianco <i>white</i> nero <i>black</i>	Giunto lineare con contatti Linear joint with connections
		33159 33160	bianco <i>white</i> nero <i>black</i>	Giunto lineare senza contatti Linear joint without connections
		33154 33155 33156	  bianco <i>white</i> argento <i>silver</i> nero <i>black</i>	Alimentazione centrale e giunto lineare Central power supply and linear joint
		33161		Attacco per controsoffitto Connection for false ceiling
		33163 33164 33165	bianco <i>white</i> argento <i>silver</i> nero <i>black</i>	Tappo chiusura binario Rail track closing cap
		33162		Kit attacco soffitto Kit for ceiling mounting

TRIO Sorgenti



NOVE
P. 48



CONO
P. 50



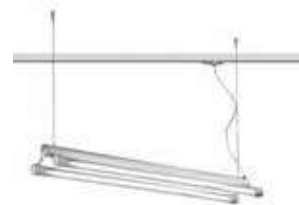
BALUN
P. 52



TRIO SPOT
P. 54



VELA
P. 56



STARGLLOW
P. 58



LATO
P. 60



TRIO Sorgenti NOVE



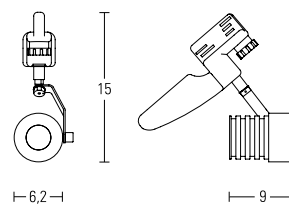
Spot LED orientabile per sistema TRIO completo di adattatore di alimentazione.

Adjustable LED spot for TRIO system, complete with power supply adapter.

Spot LED orientable pur système TRIO complète d'adaptateur d'alimentation.

Spot LED orientable para sistema TRIO con adaptador de alimentación.

Dimensioni cm.
Size cm.



Codice Code	Finitura Finishing	Potenza Power	CCT CCT	Lumen Output Lumen Output
L21791-01 L21791-02	Alluminio Cromato <i>Chromed</i> Aluminium	LED 13W	3000K 4000K	600 668



TRIO Sorgenti

CONO



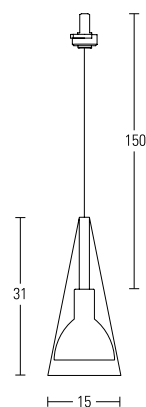
Sorgente E14 a sospensione per sistema TRIO, struttura in metallo e alluminio anodizzato. Diffusore in vetro.

Suspension with E14 light source for TRIO system, metal and die-cast aluminium structure. Glass diffuser.

Suspension avec source de lumière E14 pour système TRIO, structure en metal et aluminium anodisé. Diffuseur en verre.

Suspension con sorgente E14 para sistema TRIO, estructura en metal y aluminio anodizado. Difusor en vidrio.

Dimensioni cm.
Size cm.



Codice Code	Finitura Finishing	Potenza Power
50721/E	Alluminio Satinato Aluminium satin-finished	E14 60W MAX



TRIO Sorgenti

BALUN



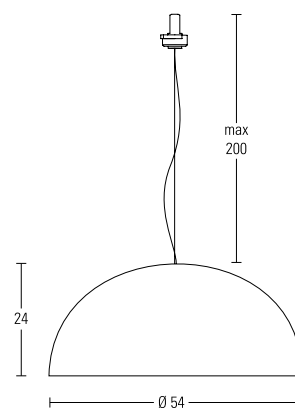
Sorgente a sospensione con attacco E27 per sistema TRIO, corpo in metacrilato colorato e diffusore sferico opalino.

Suspension source with E27 lampholder for system TRIO, coloured methacrylate body and spherical opal diffuser.

Source à suspension avec douille E27 pour système TRIO, corps en methacrylate coloré et diffuseur sphérique opalisé.

Surgente a suspension con socket E27 para sistema TRIO, cuerpo en metacrilado colorado y difusor esférico opalisado.

Dimensioni cm.
Size cm.



Codice Code	Finitura Finishing	Potenza Power
50020	Rosso <i>Red</i>	E27 FBT 24W MAX
50021	Arancione <i>Orange</i>	
50022	Azzurro <i>Blue</i>	
50023	Grigio <i>Grey</i>	
50024	Bianco <i>White</i>	
50025	Nero <i>Black</i>	
50026	Fucsia <i>Fuchsia</i>	



Finiture
Finishing



rosso
red



arancione
orange



azzurro
blue



trasparente
transparent



bianco
white



nero
black



viola
violet

TRIO Sorgenti

SPOT



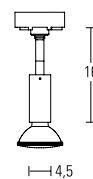
Spot E27 orientabile per sistema TRIO, struttura in alluminio anodizzato.

Adjustable E27 spot for TRIO system. Die-cast aluminium structure

Spot E27 orientable pour système TRIO. Structure en aluminium anodisé

Spot E27 orientable para sistema TRIO. Estructura en aluminio anodizado

Dimensioni cm.
Size cm.



Codice Code	Finitura Finishing	Potenza Power
30127	Alluminio Aluminium	E27 PAR 100W MAX



TRIO Sorgenti

VELA




Sorgente fluorescente per sistema TRIO, struttura in materiale termoplastico. Alimentatore multipower integrato. Possibilità di aggiunta di diffusore in policarbonato o ottica Dark.

Fluorescent light source for TRIO system, thermoplastic material structure. Built-in multipower ballast. Possibility to add polycarbonate diffuser or Dark optics.

Source fluorescente pour système TRIO, structure en material thermoplastique. Ballast multipuissance intégré. Possibilité d'ajouter un diffuseur en polycarbonate ou optique Dark.

Sorgente fluorescente para sistema TRIO, estructura en material termoplastico. Balastro multipotencia integrado. Posibilidad de añadir un difusor en policarbonato u optica Dark.

Dimensioni cm.
Size cm.



Codice
Code

Finitura
Finishing

Potenza
Power

32158

Trasparente/grigio *Transparent/grey*

G5 2x28/54W



Accessori <i>Accessories</i>	Dimensioni <i>Size</i>	Codice <i>Code</i>	Descrizione <i>Description</i>
		32169	Diffusore policarbonato <i>Polycarbonate diffuser</i>
		32172	Ottica Dark (x2) <i>Dark optics (x2)</i>

TRIO Sorgenti

STARGLOW




Sorgente fluorescente per sistema TRIO, struttura in alluminio verniciato. Alimentatore multipower integrato. Possibilità di aggiunta di ottica Dark.

Fluorescent light source for TRIO system, painted aluminium structure. Built-in multipower ballast. Possibility to add Dark optics.

Source fluorescente pour système TRIO, structure en aluminium verni. Ballast multipuissance intégré. Possibilité d'ajouter optique Dark.

Sorgente fluorescente para sistema TRIO, estructura en aluminio varnizado. Balastro multipotencia integrado. Posibilidad de añadir optica Dark.

Dimensioni cm.
Size cm.



Codice
Code


Finitura
Finishing

Potenza
Power

32154

Argento Silver

G5 2x28/54W


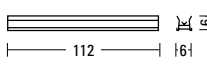


Accessori
Accessories

Dimensioni
Size

Codice
Codice

Descrizione
Descrizione

		32172	Ottica Dark (x2) Dark optics (x2)
---	---	-------	--------------------------------------

TRIO Sorgenti

LATO



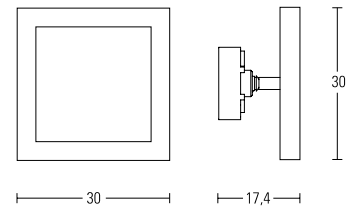
Sorgente fluorescente per sistema TRIO, struttura in policarbonato, finitura satinata. Alimentatore integrato. Possibilità di aggiunta di diffusore in policarbonato, ottica dark e/o riflettore in alluminio.

Fluorescent light source for TRIO system, polycarbonate structure, satin finished. Built-in ballast. Possibility to add polycarbonate diffuser, dark optics and/or aluminium reflector.

Source fluorescente pour système TRIO, structure en polycarbonate, finissage satiné. Ballast intégré. Possibilité d'ajouter un diffuseur en polycarbonate, optique dark et/ou réflecteur en aluminium.

Sorgente fluorescente para sistema TRIO, estructura en policarbonato, acabado satinado. Balastro integrado. Posibilidad de añadir un difusor en policarbonato, optica dark y/o reflector en aluminio.

Dimensioni cm.
Size cm.



Fascio <i>Beam angle</i>	Codice <i>Code</i>	Finitura <i>Finishing</i>	Potenza <i>Power</i>	CCT <i>CCT</i>	Lumen Output <i>Lumen Output</i>
 110°	32261	Satinato <i>Satin-finished</i>	2G10 2x36W		
 110°	L32A61-01/1050 L32A61-02/1050	Satinato <i>Satin-finished</i>	LED 28W	3000K 4000K	1740 1900



Accessori <i>Accessories</i>	Dimensioni <i>Size</i>	Codice <i>Code</i>	Descrizione <i>Descrizione</i>
		32173	Schermo bassa luminanza. Applicabile alla parte inferiore del corpo lampada <i>Low luminance screen. Mounting on the lower side of the fitting</i>
		32174	Diffusore in policarbonato. Applicabile sia alla parte superiore che inferiore del corpo lampada <i>Polycarbonate diffuser. Mounting either on the upper or the lower side of the fitting</i>
		32175	Riflettore in alluminio. Applicabile alla parte superiore del corpo lampada <i>Aluminium reflector. Mounting on the upper side of the fitting</i>

Accessori per la sola versione fluorescente. *Only for fluorescent version.*

SHOCK

Sistema di illuminazione su binario a tensione di rete (230V-16A), a doppia accensione, realizzato in estruso di alluminio con anime isolanti in policarbonato trasparente. SHOCK si adatta a tutti i contesti architeturali in ambito contract grazie al suo design essenziale.

Line voltage (230V-16A) rail track system, with dual on/off function, made of extruded aluminium with insulating cores in transparent polycarbonate. Thanks to its essential design, SHOCK is suitable to any architectural context in the contract sector.

Système d'éclairage à tension de réseau (230V-16A), double éclairage, réalisé en aluminium extrudé avec âmes isolantes en polycarbonate transparent. À cause de son dessin essentiel, SHOCK est adapté à tout environnement architectural dans le secteur contract.

Sistema de il·luminaci·n a tensi·n de red (230V-16A), de doble encendido, realizado en extrudido de aluminio con á·nimas aislantes de policarbonato transparente. Gracias a su dise·no esencial, SHOCK est· adecuado a cualquier instalaci·n arquitectural en el sector contract.




COMPONENTI 66

COMPONENTS

SORGENTI 68

SOURCES

SHOCK






SHOCK Componenti

Esempi di installazione dei componenti del sistema

Examples of installation of system components
Exemples d'installation des composants du système
Ejemplos de instalación de los componentes del sistema




Portata massima binario: 16A
Maximum track power: 16A
Puissance maximale rail: 16A
Alcance máximo riel: 16A

I binari 30100/30101/30102 sono completi di terminali plastici
Rails 30100/30101/30102 come complete with plastic terminals
Les rails 30100/30101/30102 sont équipés d'embouts de finition plastiques
Los carriles 30100/30101/30102 llevan terminales plásticos incluidos

Con le sorgenti 30063 si devono usare esclusivamente i sostegni 30105/30106/30112
The lighting sources 30063 must be only used with 30105/30106/30112 supports
Avec les sources 30063 on doit utiliser seulement les soutiens 30105/30106/30112
Con las luminarias 30063 se deben usar exclusivamente los soportes 30105/30106/30112

Articolo <i>Articolo</i>	Dimensioni <i>Size</i>	Codice <i>Codice</i>	Finitura <i>Finishing</i>	Descrizione <i>Descrizione</i>
		30100 30101 30102	Aluminio Aluminium Aluminium	Binario (singolo) + terminali (coppia). Doppia accensione. Rail (single) + closing caps (pair). Double switching
		30110 30103 30104	40 cm 100 cm 250 cm	Connettore di alimentazione <i>Power supply connector</i>
		30112 30105 30106	15 cm 30 cm 100 cm	Sostegno rigido per montaggio a soffitto. <i>Rigid support for ceiling mounting</i>
		30107	200 cm	Sostegno a cavo max cm. 200 <i>Cable support max cm. 200</i>
		30108	Aluminio <i>Aluminium</i>	Giunzione per binario <i>Track connection</i>
		30111	Aluminio <i>Aluminium</i>	Giunzione curva flessibile <i>Flexible bend connector</i>

SHOCK Sorgenti



SPOT E27
P. 70



LATO
P. 72



VELA
P. 74



STARGLOW
P. 76



SHOCK Sorgenti

SPOT E27



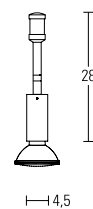
Spot E27 orientabile per sistema SHOCK. Struttura in alluminio anodizzato.

Adjustable E27 spot for SHOCK system. Die-cast aluminium structure.

Spot E27 orientable pour système shock. Structure en aluminium anodisé.

Spot E27 orientable para sistema SHOCK. Estructura en aluminio anodizado.

Dimensioni cm.
Size cm.



Codice
Code

Finitura
Finishing

Potenza
Power

30063

Alluminio Aluminium

E27 PAR 100W MAX



SHOCK Sorgenti

LATO



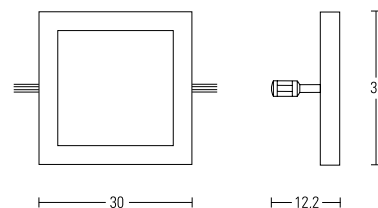
Sorgente fluorescente LED per sistema SHOCK, struttura in policarbonato, finitura satinata. Alimentatore integrato. Possibilità di aggiunta di diffusore in policarbonato, ottica dark e/o riflettore in alluminio.

FLED fuorescent light source for SHOCK system, polycarbonate structure, satin finished. Built-in ballast. Possibility to add polycarbonate diffuser, dark optics and/or aluminium reflector.

Source fluoréscente LED pour système SHOCK, structure en polycarbonate, finissage satiné. Ballast intégré. Possibilité d'ajouter un diffuseur eh polycarbonate, optique dark et/ou réflecteur en aluminium.

Sorgente fluorescente LED para sistema SHOCK, estructura en policarbonato, acabado satinado. Balastro integrado. Posibilidad de añadir un difusor en policarbonato, optica dark y/o reflector en aluminio.

Dimensioni cm.
Size cm.



Fascio <i>Beam angle</i>	Codice <i>Code</i>	Finitura <i>Finishing</i>	Potenza <i>Power</i>	CCT <i>CCT</i>	Lumen Output <i>Lumen Output</i>
	30051	Satinato <i>Satin-finished</i>	2G10 2x36W		
	L30A51-01/1050 L30A51-02/1050	Satinato <i>Satin-finished</i>	LED 28W	3000K 4000K	1740 1900



Accessori <i>Accessories</i>	Dimensioni <i>Size</i>	Codice <i>Code</i>	Descrizione <i>Descrizione</i>
		32173	Schermo bassa luminanza. Applicabile alla parte inferiore del corpo lampada <i>Low luminance screen. Mounting on the lower side of the fitting</i>
		32174	Diffusore in policarbonato. Applicabile sia alla parte superiore che inferiore del corpo lampada <i>Polycarbonate diffuser. Mounting either on the upper or the lower side of the fitting</i>
		32175	Riflettore in alluminio. Applicabile alla parte superiore del corpo lampada <i>Aluminium reflector. Mounting on the upper side of the fitting</i>

Accessori per la sola versione fluorescente. *Only for fluorescent version.*

SHOCK Sorgenti

VELA



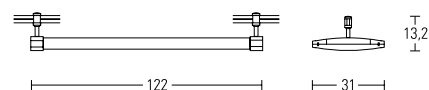
Sorgente fluorescente per sistema SHOCK, struttura in materiale termoplastico. Alimentatore multipower integrato. Possibilità di aggiunta di diffusore in policarbonato o ottica Dark.

Fluorescent light source for SHOCK system, thermoplastic material structure. Built-in multipower ballast. Possibility to add polycarbonate diffuser or Dark optics.

Source fluorescente pour système SHOCK, structure en material thermoplastique. Ballast multipuissance intégré. Possibilité d'ajouter un diffuseur en polycarbonate ou optique Dark.

Surgente fluorescente para sistema SHOCK, estructura en material termoplastico. Balastro multipotencia integrado. Posibilidad de añadir un difusor en policarbonato u optica Dark.

Dimensioni cm.
Size cm.



Codice
Code

Finitura
Finishing

Potenza
Power

30055

Trasparente/grigio *Transparent/grey*

2 x 28/54W G5



Accessori <i>Accessories</i>	Dimensioni <i>Size</i>	Codice <i>Codice</i>	Descrizione <i>Descrizione</i>
		32169	Diffusore policarbonato <i>Polycarbonate diffuser</i>
		32172	Ottica Dark (x2) <i>Dark optics (x2)</i>

SHOCK Sorgenti

STARGLOW



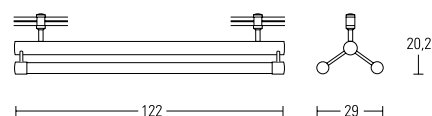
Sorgente fluorescente per sistema SHOCK, struttura in alluminio verniciato. Alimentatore multipower integrato. Possibilità di aggiunta di ottica Dark.

Fluorescent light source for SHOCK system, painted aluminium structure. Built-in multipower ballast. Possibility to add Dark optics.

Source fluorescente pour système SHOCK, structure en aluminium verni. Ballast multipuissance intégré. Possibilité d'ajouter optique Dark.

Sorgente fluorescente para sistema SHOCK, estructura en aluminio varnizado. Balastro multipotencia integrado. Posibilidad de añadir optica Dark.

Dimensioni cm.
Size cm.



Codice
Code

Finitura
Finishing

Potenza
Power

30053

Argento Silver

2 x 28/54W G5

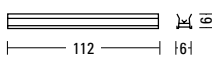


Accessori
Accessories

Dimensioni
Size

Codice
Code

Descrizione
Description



32172

Ottica Dark (x2)
Dark optics (x2)

EOS

Sistema di illuminazione su cavi a tensione di rete (230-250V - 16A), a doppia accensione. EOS nasce per rispondere alle esigenze di designers e progettisti che desiderino mantenere un'alta flessibilità di installazione nel pieno rispetto delle caratteristiche architettoniche dell'ambiente. Per l'installazione non necessita di trasformatore.

Main voltage (230V-250V - 16A) tightened rope lighting system, double switch. EOS series was designed to meet the requirements of designers and design engineers who need flexibility in the installation stage with full respect of the architectural characteristics of the environment. No transformer needed for installation.


Système d'éclairage sur câble à tension de réseau (230V-250V - 16A), double allumage. EOS a été conçue pour les designers et les concepteurs qui souhaitent bénéficier d'une grande flexibilité au niveau de l'installation tout en respectant les caractéristiques architectoniques de la pièce. Le transformateur n'est pas nécessaire pour l'installation.

Sistema de iluminació sobre cable a tensió de red (230V-250V - 16A), doble encendido. EOS, nace para responder a las exigencias de designers y proyectistas que desean mantener una alta flexibilidad de instalación, respetando plenamente las características arquitectónicas del ambiente. Para la instalación no necesita transformador.



COMPONENTI	82
<i>COMPONENTS</i>	
ADATTATORI JACK	86
<i>ADAPTERS JACK</i>	
SORGENTI	88
<i>SOURCES</i>	

EOS





Esempi di installazione dei componenti del sistema

Examples of installation of system components
Exemples d'installation des composants du système
Ejemplos de instalación de los componentes del sistema



Tesate max 30 mt.
Max. tightened cable length - 30 mt.
Tirages max. 30 mt.
Tensionado máx. 30 mt.




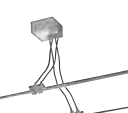






Tesate max 10 mt.
Max. tightened cable length 10 mt.
Tirages max. 10 mt.
Tensionado máx. 10 mt.







Portata massima 3000W per tesata
Maximum power 3000W per head
Puissance maximale 3000W par câble
Alcance máximo 3000W por luminaria



Il numero dei sostegni necessari (32005) varia in funzione della lunghezza della tesata, del numero e del tipo di sorgente utilizzata
The number of supports required (32005) varies according to the length of the tightened cable, the number and type of source used.
Le numéro des supports nécessaires (32005) varie en fonction de la longueur du tirage, du nombre et du type de source utilisée
El número de los soportes necesarios (32005) varia en función de la longitud del tensionado, del número y del tipo de fuente utilizada.


EOS Componenti

Articolo <i>Articolo</i>	Codice <i>Codice</i>	Finitura <i>Finishing</i>	Descrizione <i>Descrizione</i>
	32015	cromo <i>chrome</i>	Coppia attacchi per tendere il cavo e per l'alimentazione elettrica <i>Connection twin-set to tighten the cable and to connect the fixture to the mains</i>
	32000 32001	cromo <i>chrome</i> argento <i>silver</i>	Coppia attacchi per tendere il cavo e per l'alimentazione elettrica <i>Connection twin-set to tighten the cable and to connect the fixture to the mains</i>
	32180	cromo <i>chrome</i>	Coppia attacchi per tendere il cavo e per l'alimentazione elettrica <i>Connection twin-set to tighten the cable and to connect the fixture to the mains</i>
	32182	cromo <i>chrome</i>	Attacco singolo per alimentare centralmente il sistema <i>Single and centralized driver connection</i>
	32003	cromo <i>chrome</i>	Attacco singolo per alimentare centralmente il sistema <i>Single and centralized driver connection</i>
	32005	cromo <i>chrome</i>	Sostegno a cavo max 200 cm. <i>Cable support max 200 cm</i>
	32032	trasparente <i>transparent</i>	Coppia cavi di alimentazione <i>Twin power-supply cables</i>
	32016	cromo <i>chrome</i>	Distanziatore per tendere i cavi da parete a soffitto o da soffitto a soffitto <i>Distance piece for tightening cables from wall to ceiling or from ceiling to ceiling</i>
	32014	cromo <i>chrome</i>	Coppia deviatori a parete <i>Wall deviation twin-set</i>
	32007	cromo <i>chrome</i>	Kit completo curva a soffitto <i>Full ceiling bend set</i>

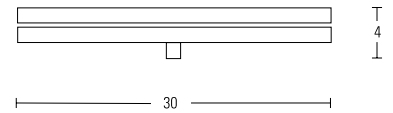
Articolo <i>Articolo</i>	Dimensioni <i>Size</i>	Codice <i>Codice</i>	Finitura <i>Finishing</i>	Descrizione <i>Descrizione</i>
		32040 32041 32042 32043 32044		10mt trasparente <i>transparent</i> 15mt trasparente <i>transparent</i> 25mt trasparente <i>transparent</i> 50mt trasparente <i>transparent</i> 100mt trasparente <i>transparent</i> Cavo a 2 conduttori in rame e 1 in acciaio per tendere il cavo <i>Cable with 2 copper wires and 1 steel wire to tighten the cable</i>
		32040/T 32041/T 32042/T 32043/T 32044/T		10mt trasparente <i>transparent</i> 15mt trasparente <i>transparent</i> 25mt trasparente <i>transparent</i> 50mt trasparente <i>transparent</i> 100mt trasparente <i>transparent</i> Cavo classe I <i>Cable class I</i>



EOS Adattatori Jack



Dimensioni cm.
Size cm.



Codice Code	Finitura Finishing	Descrizione Description
32057	Argento <i>Silver</i>	Adattatori Starjack 12V - 1 x 50W <i>Starjack adapter 12V - 1 x 50W</i>
L32057	Argento <i>Silver</i>	Adattatori Starjack LED <i>Starjack LED adapter</i>

Spot Jack LED



PLANA SLIM
P. 148



SPILLO LED
P. 150



URANO
P. 154



NOVE
P. 160

Spot Jack 12V



SPILLO
P. 150



URANO
P. 154



THOR
P. 156



ZELIG
P. 158

EOS Sorgenti



LEX
P. 90



LATO
P. 94



ELEMENT
P. 96



GEODE
P. 98



STARGLOW
P. 100




VELA
P. 102



STARZEN
P. 104



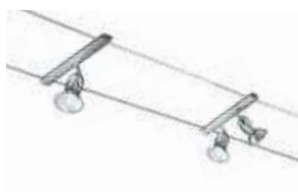
STARHOOK
P. 106



STARFIRE
P. 108



STARCONO
P. 110

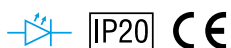


STARDECK
P. 112



EOS Sorgenti

LEX



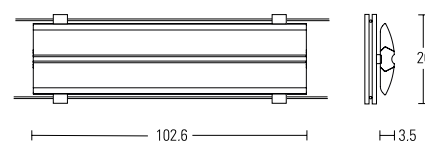
Apparecchio a Led con una struttura portante centrale in alluminio e con la parte in vista in materiale termoplastico. Utilizzabile a sospensione, a plafone, su testata, singolarmente a parete o a fila continua. Disponibile in due tonalità di luce, calda da 3000K e neutra da 4000K. Flusso pari a 4000 lumen. Idoneo anche in ambienti con videotermini.

LED Luminaire consisting of aluminium central supporting framework and thermoplastic body. Suitable for suspension mounting, ceiling mounting, on cable, single surface-mounted or as a continuous linear system. Available in two colour temperature options, warm 3000K e neutra 4000K. Luminous flux 4000 lumen. Also suitable for application in workplaces equipped with video display terminals.


Appareil à LED composé de charpente centrale de soutien en aluminium et corps en matériel thermoplastique. Installation à suspension, plafond, sur cable, comme applique mur individuelle ou en ligne continue. Deux températures de couleur disponibles, lumière chaude 3000K ou neutre 4000K, flux lumineux de 4000 lumen. Indiqué aussi pour application en lieux de travail avec écrans de visualisation.

Aparato de LED compuesto por armadura central de soporte en aluminio y cuerpo de material termoplástico. Instalación suspendido, a techo, sobre cable o como aplique de pared individual o en linea continua. Disponibles dos temperaturas de color, cálida 3000K o neutra 4000K. Flujo luminoso 4000 lumen. Adecuado para aplicación en ambientes de trabajo con pantallas de visualización.

Dimensioni cm.
Size cm.



Codice Code	Finitura Finishing	Potenza Power	CCT CCT	Lumen Output Lumen Output
3324000-01 3324000-02	Bianco/Argento White/Silver	LED 40W	3000K 4000K	4190



EOX LEX





EOS Sorgenti

LATO



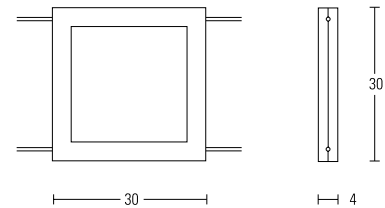
Sorgente fluorescente/LED per sistema EOS, struttura in policarbonato, finitura satinata. Alimentatore integrato. Possibilità di aggiunta di diffusore in policarbonato, ottica dark e/o riflettore in alluminio.

LED/luorescent light source for EOS system, polycarbonate structure, satin finished. Built-in ballast. Possibility to add polycarbonate diffuser, dark optics and/or aluminium reflector.

Source fluorescente/ LED pour système EOS, structure en polycarbonate, finissage satiné. Ballast intégré. Possibilité d'ajouter un diffuseur en polycarbonate, optique dark et/ou réflecteur en aluminium.

Sorgente fluorescente/ LED para sistema EOS, estructura en policarbonato, acabado satinado. Balastro integrado. Posibilidad de añadir un difusor en policarbonato, optica dark y/o reflector en aluminio.

Dimensioni cm.
Size cm.



Fascio Beam angle	Codice Code	Finitura Finishing	Potenza Power	CCT CCT	Lumen Output Lumen Output
▲ 110°	L32A32-01/1050 L32A32-02/1050	Satinato <i>Satin-finished</i>	LED 28W	3000K 4000K	1740 1900
▼ 110°	L32B32-01/1050 L32B32-02/1050	Satinato <i>Satin-finished</i>	LED 35,6W	3000K 4000K	3080 3200
▲ 110°	32232	Satinato <i>Satin-finished</i>	2G10 2x36W		



Accessori <i>Accessories</i>	Dimensioni <i>Size</i>	Codice <i>Code</i>	Descrizione <i>Descrizione</i>
		32173	Schermo bassa luminanza. Applicabile alla parte inferiore del corpo lampada <i>Low luminance screen. Mounting on the lower side of the fitting</i>
		32174	Diffusore in policarbonato. Applicabile sia alla parte superiore che inferiore del corpo lampada <i>Polycarbonate diffuser. Mounting either on the upper or the lower side of the fitting</i>
		32175	Riflettore in alluminio. Applicabile alla parte superiore del corpo lampada <i>Aluminium reflector. Mounting on the upper side of the fitting</i>

Accessori per la sola versione fluorescente. *Only for fluorescent version.*

EOS Sorgenti

ELEMENT



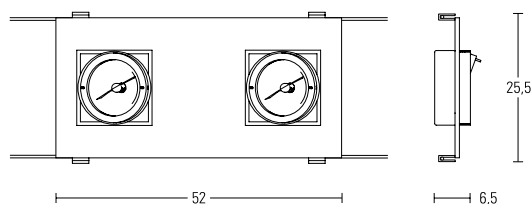
Sorgente alogena per sistema EOS, struttura in metacrilato bianco e alluminio verniciato. Alimentatore integrato.

Halogen light source for EOS system, white methacrylate and painted aluminium structure. Built-in driver.

Source de lumière halogène pour système EOS, structure en methacrylate blanc et aluminium verni. Alimentateur intégré.

Surgente de luz halogena para sistema EOS. Estructura en metacrilato blanco y aluminio varizado. Alimentador integrado.

Dimensioni cm.
Size cm.



Codice
Code

Finitura
Finishing

Potenza
Power

32293

Bianco/alluminio White/aluminium

G53 2x65W ES



Info tecniche
Technical info



Vista laterale
Side view

EOS Sorgenti

GEODE



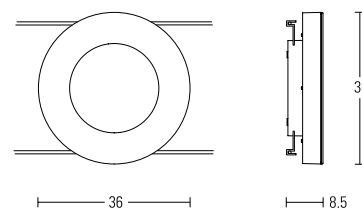
Sorgente fluorescente per sistema EOS, struttura in PC trasparente o verniciato, diffusore in policarbonato. Alimentatore elettronico incluso.

Fluorescent light source for EOS system. Structure in transparent or painted PC, polycarbonate diffuser. Electronic ballast included.

Source de lumière pour système EOS. Structure en PC transparent ou verni, diffuseur en polycarbonate. Ballast électronique inclu.

Sorgente fluorescente para sistema EOS. Estructura en PC transparente o varnizado, difusor en policarbonato. Balastro electrónico incluido.

Dimensioni cm.
Size cm.



Codice
Code

Finitura
Finishing

Potenza
Power

32237
32245

argento *silver*
trasparente *transparent*

2GX13 1x55W



Finiture
Finishing

Guarnizione in PVC trasparente, giallo, rosso, inclusa
Transparent, yellow and red PVC gasket included



trasparente
transparent

argento
silver

trasparente
transparent

rosso
red

giallo
yellow

EOS Sorgenti

STARGLOW




Sorgente fluorescente per sistema EOS, struttura in alluminio verniciato. Alimentatore multipower integrato. Possibilità di aggiunta ottica Dark.

Fluorescent light source for EOS system, painted aluminium structure. Built-in multipower ballast. Possibility to add Dark optics.

Source fluorescente pour système EOS, structure en aluminium verni. Ballast multipuissance intégré. Possibilité d'ajouter une optique Dark.

Sorgente fluorescente para sistema EOS, estructura en aluminio varnizado. Balastro multipotencia integrado. Posibilidad de añadir un optica Dark.

Dimensioni cm.
Size cm.



Codice
Code

Finitura
Finishing

Potenza
Power

32153

Argento Silver

G5 2x28/54W


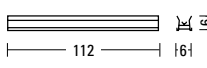


Accessori
Accessories

Dimensioni
Size

Codice
Codice

Descrizione
Descrizione

		32172	Ottica Dark (x2) Dark optics (x2)
---	---	-------	--------------------------------------

EOS Sorgenti

VELA



Sorgente fluorescente per sistema EOS, struttura in materiale termoplastico. Alimentatore multipower integrato. Possibilità di aggiunta di diffusore in policarbonato o ottica Dark.

Fluorescent light source for EOS system, thermoplastic material structure. Built-in multipower driver. Possibility to add polycarbonate diffuser or Dark optics.

Source fluorescente pour système EOS, structure en material thermoplastique. Alimentateur multipuissance intégré. Possibilité d'ajouter un diffuseur en polycarbonate ou optique Dark.

Sorgente fluorescente para sistema EOS, estructura en material termoplastico. Alimentador multipotencia integrado. Posibilidad de añadir un difusor en policarbonato u optica Dark.

Dimensioni cm.
Size cm.



Codice
Code

Finitura
Finishing

Potenza
Power

32157

Trasparente/grigio *Transparent/grey*

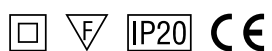
G5 2x28/54W



Accessori <i>Accessories</i>	Dimensioni <i>Size</i>	Codice <i>Code</i>	Descrizione <i>Description</i>
		32169	Diffusore policarbonato <i>Polycarbonate diffuser</i>
		32172	Ottica Dark (x2) <i>Dark optics (x2)</i>

EOS Sorgenti

STARZEN



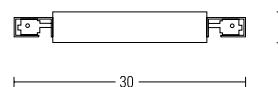
Sorgente alogena per sistema EOS, diffusore in pirex satinato.

*Halogen light source
for EOS system, satin-
finished pirex diffuser.*

*Source de lumière
halogène pour EOS
système, diffuseur en
pirex satiné.*

*Surgente de luz
halogena para sistema
EOS, difusor en pirex
satinado.*

Dimensioni cm.
Size cm.



Codice
Code

Finitura
Finishing

Potenza
Power

32161

Satinato *Satin-finished*

R7s 118mm 150W MAX



EOS Sorgenti

STARHOOK




Sorgente alogena per sistema EOS, diffusore in pirex.

*Halogen light source
for EOS system, pirex
diffuser.*

*Source de lumière
halogène pour EOS
système, diffuseur en
pirex.*

*Surgente de luz
halogena para sistema
EOS, difusor en pirex.*

Dimensioni cm.
Size cm.



Codice Code	Finitura Finishing	Potenza Power
32051	Satinato <i>Satin-finished</i>	R7s 118mm 150W MAX
32159	Satinato/Alluminio <i>Satin-finished/Aluminium</i>	R7s 118mm 150W MAX



Accessori
Accessories

Dimensioni
Size

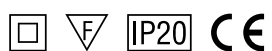
Codice
Codice

Descrizione
Descrizione

		32132	Diffusore policarbonato (sorgente e cavi non inclusi) <i>Polycarbonate diffuser (light source and cables not included)</i>
---	---	-------	---

EOS Sorgenti

STARFIRE



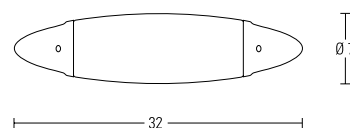
Sorgente alogena per sistema EOS, diffusore in pirex.

*Halogen light source
for EOS system, pirex
diffuser.*

*Source de lumière
halogène pour EOS
système, diffuseur en
pirex.*

*Surgente de luz
halogena para sistema
EOS, difusor en pirex.*

Dimensioni cm.
Size cm.



Codice
Code


Finitura
Finishing

Potenza
Power

32020

Satinato *Satin-finished*

R7s 118mm 150W MAX



EOS Sorgenti

STARCONO



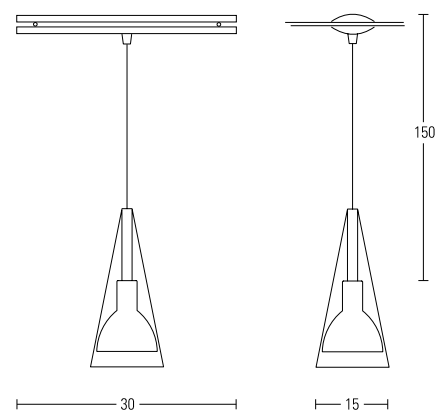
Sorgente E14 per sistema EOS, struttura in metallo e alluminio anodizzato, diffusore in vetro. Lunghezza dei cavi regolabile.

E14 light source for EOS system, metal and die-cast aluminium structure, glass diffuser. Adjustable cable length.

Source de lumière E14 pour système EOS, structure en metal et aluminium anodisé, diffuseur en verre. Longueur des câbles réglable.

Surgente de luz E14 para sistema EOS, estructura en metal y aluminio anodizado, difusor en vidrio. Largo de los cables regulable.

Dimensioni cm.
Size cm.



Codice
Code

Finitura
Finishing

Potenza
Power

32150/E

Trasparente/Alluminio Transparent/Aluminium

E14 60W MAX



EOS Sorgenti

STARDECK



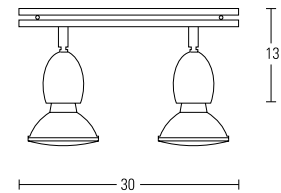
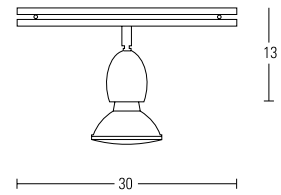
Sorgenti alogene per sistema EOS con attacco E27.

*Halogen light sources
for EOS system, E27
lampholder.*

*Source de lumière
halogène pour système
EOS, douille E27.*

*Surgente de luz
halogena para sistema
EOS, socalo E27.*

Dimensioni cm.
Size cm.



Codice Code	Finitura Finishing	Potenza Power
32046	Alluminio/Cromo <i>Alluminium/Chrome</i>	1 x E27 100W MAX (1x20W E27 Dulux el reflector)
32046/GU	Alluminio/Cromo <i>Alluminium/Chrome</i>	1 x GU10 35W MAX
32048	Alluminio/Cromo <i>Alluminium/Chrome</i>	2 x E27 100W MAX (2x20W E27 Dulux el reflector)
32048/GU	Alluminio/Cromo <i>Alluminium/Chrome</i>	2 x GU10 35W MAX



ZEN

Sistema di illuminazione su cavo singolo a tensione di rete (230-250V - 16A). La serie ZEN nasce per rispondere alle esigenze di designers e progettisti che desiderino mantenere un'alta flessibilità di installazione nel pieno rispetto delle caratteristiche architettoniche dell'ambiente. Per l'installazione non necessita di trasformatore.

Main voltage (230V-250V – 16A) single tightened rope lighting system. The ZEN series was designed to meet the requirements of designers and design engineers who need flexibility in the installation stage with full respect of the architectural characteristics of the environment. No transformer needed for installation.

Système d'éclairage sur monocâble à tension de réseau (230V-250V - 16A). La série ZEN a été conçue pour les designers et les concepteurs qui souhaitent bénéficier d'une grande flexibilité au niveau de l'installation tout en respectant les caractéristiques architectoniques de la pièce. Le transformateur n'est pas nécessaire pour l'installation.

Stistema de iluminaciòn sobre cable singolo a tension de red (230V-250V – 16A). La serie ZEN, nace para responder a las exigencias de designers y proyectistas que desean mantener una alta flexibilidad de instalaciòn, respetando plenamente las características arquitectónicas del ambiente. Para la instalaciòn no necesita transformador.



COMPONENTI	118
<i>COMPONENTS</i>	
ADATTATORI JACK	120
<i>ADAPTERS JACK</i>	
SORGENTI	122
<i>SOURCES</i>	

ZEN






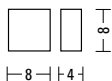


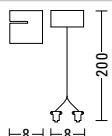


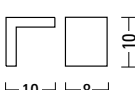



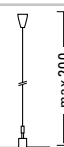

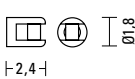



Esempi di installazione dei componenti del sistema

Examples of installation of system components

Exemples d'installation des composants du système

Ejemplos de instalación de los componentes del sistema

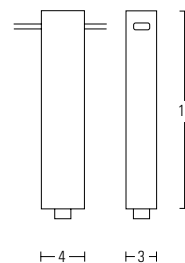


Articolo <i>Articolo</i>	Dimensioni <i>Size</i>	Codice <i>Code</i>	Finitura <i>Finishing</i>	Descrizione <i>Descrizione</i>
		32070 	Cromo <i>chrome</i>	Coppia attacchi per tenere il cavo e per l'alimentazione elettrica <i>Connection twin-set to tighten the cable and to connect the fixture to the mains</i>
		32071 	Cromo <i>chrome</i>	Attacco singolo per alimentare centralmente il sistema <i>Single and centralized driver connection</i>
 <small>(art. 32070 non incluso) (item 32070 not included)</small>		32072	Argento <i>silver</i>	Distanziatore per tendere i cavi da parete a soffitto o da soffitto a soffitto <i>Distance piece for tightening cables from wall to ceiling or from ceiling to ceiling</i>
		32073	Cromo <i>chrome</i>	Sostegno rigido 10cm <i>10 cm rigid support</i>
		32074	Cromo <i>chrome</i>	Sostegno a cavo max 200cm <i>Cable support max 200cm</i>
		32075	Cromo <i>chrome</i>	Deviatore a parete <i>Wall deviation set</i>
		32040 32041 32042 32043 32044 	10 mt trasparente <i>transparent</i> 15 mt trasparente <i>transparent</i> 25 mt trasparente <i>transparent</i> 100 mt trasparente <i>transparent</i> 100 mt trasparente <i>transparent</i>	Cavo a 2 conduttori in rame e 1 in acciaio per tendere il cavo <i>Cable with 2 copper wires and 1 steel wire to tighten the cable</i>

ZEN Adattatori Jack



Dimensioni cm.
Size cm.



Codice Code	Finitura Finishing		Descrizione Description
L32254	Trasparente <i>Transparent</i>	☐ ▽ CE	Adattatori Zenjack LED <i>Starjack LED adapter</i>
32254	Trasparente <i>Transparent</i>	☐ ▽ CE	Adattatori Zenjack 12V 1x50W <i>Starjack adapter 12V 1x50W</i>

Spot Jack LED



PLANA SLIM
P. 148



SPILLO LED
P. 150



URANO
P. 154



NOVE
P. 160

Spot Jack 12V



SPILLO
P. 150



URANO
P. 154



THOR
P. 156



ZELIG
P. 158

ZEN Sorgenti



ZENIT
P. 124



ZENSPOT
P. 126



ZENCONO
P. 128



LATO
P. 130



ZEN Sorgenti

ZENIT




Sorgente alogena per sistema ZEN, diffusore in pirex satinato.

*Halogen light source
for ZEN system, satin-
finished pirex diffuser.*

*Source de lumière
halogène pour système
ZEN, diffuseur en pirex
satiné.*

*Surgente de luz
halogena para sistema
ZEN, difusor en pirex
satinado.*

Dimensioni cm.
Size cm.



Codice Code	Finitura Finishing	Potenza Power
32084	Satinato <i>Satin-finished</i>	1x160W R7s 118mm MAX



ZEN Sorgenti

ZENSPOT



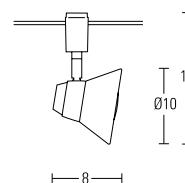
Sorgente alogena a spot per sistema ZEN.

*Spot halogen light
source for ZEN system.*

*Source de lumière
halogène spot pour
système ZEN.*

*Surgente de luz
halogena spot para
sistema ZEN.*

Dimensioni cm.
Size cm.



Codice
Code

Finitura
Finishing

Potenza
Power

32244

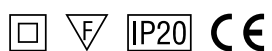
Alluminio anodizzato *Anodized aluminium*

1x75W GZ10



ZEN Sorgenti

ZENCONO



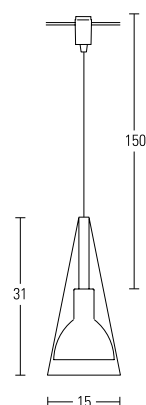
Sorgente E14 a sospensione per sistema ZEN, struttura in metallo e alluminio anodizzato, diffusore in vetro.

Suspension E14 light source for ZEN system, glass diffuser.

Source de lumière E14 à suspension pour système ZEN, diffuseur en verre.

Surgente de luz E14 en suspensión para sistema ZEN, difusor en vidrio.

Dimensioni cm.
Size cm.



Codice
Code

Finitura
Finishing

Potenza
Power

32082/E

Alluminio anodizzato *Anodized aluminium*

E14 60W MAX



ZEN Sorgenti

LATO



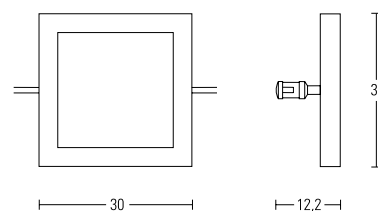
Sorgente fluorescente/LED per sistema ZEN, struttura in policarbonato, finitura satinata. Alimentatore integrato. Possibilità di aggiunta di diffusore in policarbonato, ottica dark e/o riflettore in alluminio.

LED/fluorescent light source for ZEN system, polycarbonate structure, satin finished. Built-in ballast. Possibility to add polycarbonate diffuser, dark optics and/or aluminium reflector.

Source fluorescente/LED pour système ZEN, structure en polycarbonate, finissage satiné. Ballast intégré. Possibilité d'ajouter un diffuseur en polycarbonate, optique dark et/ou réflecteur en aluminium.

Sorgente fluorescente/LED para sistema ZEN, estructura en policarbonato, acabado satinado. Balastro integrado. Posibilidad de añadir un difusor en policarbonato, optica dark y/o reflector en aluminio.

Dimensioni cm.
Size cm.



Fascio <i>Beam angle</i>	Codice <i>Code</i>	Finitura <i>Finishing</i>	Potenza <i>Power</i>	CCT <i>CCT</i>	Lumen Output <i>Lumen Output</i>
	32291	Satinato <i>Satin-finished</i>	2G10 2x36W		
	L32A91-01/1050 L32A91-02/1050	Satinato <i>Satin-finished</i>	LED 28W	3000K 4000K	1740 1900



Accessori <i>Accessories</i>	Dimensioni <i>Size</i>	Codice <i>Codice</i>	Descrizione <i>Descrizione</i>
		32173	Schermo bassa luminanza. Applicabile alla parte inferiore del corpo lampada <i>Low luminance screen. Mounting on the lower side of the fitting</i>
		32174	Diffusore in policarbonato. Applicabile sia alla parte superiore che inferiore del corpo lampada <i>Polycarbonate diffuser. Mounting either on the upper or the lower side of the fitting</i>
		32175	Riflettore in alluminio. Applicabile alla parte superiore del corpo lampada <i>Aluminium reflector. Mounting on the upper side of the fitting</i>

Accessori per la sola versione fluorescente. *Only for fluorescent version.*

FUNAMBOLO

Sistema di illuminazione su cavi alimentati a 12V. Portata max 25A.
FUNAMBOLO è estremamente versatile, i cavi possono essere
posizionati in maniera da adattarsi ad ogni tipo di installazione.

*12V cable lighting
system. Max load 25A.
Funambolo is extremely
versatile, the cables
can be mounted in
order to fit any kind of
installation.*

*Système d'éclairage
12V sur câble. Charge
max 25A. Funambolo est
extrêmement versatile,
les câbles peuvent être
montés pour s'adapter à
tout type d'installation.*

*Sistema de iluminacion
sobre cable 12V. Carga
maxima 25A. Funambolo
es extremadamente
versatil. Los cables
puede ser posicionados
para adaptarse a
cualquier tipo de
instalación.*



COMPONENTI 136

COMPONENTS

ADATTATORI JACK 138


ADAPTERS JACK

SORGENTI 139

SOURCES

FUNAMBOLO







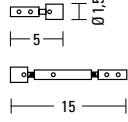

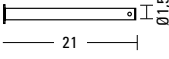

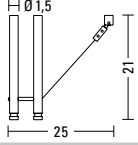

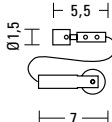






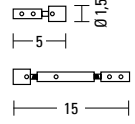


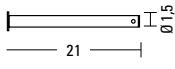

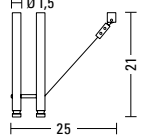

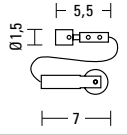

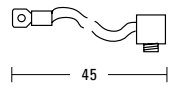


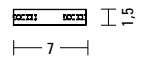

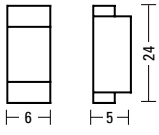


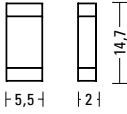



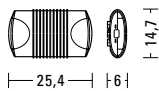

FUNAMBOLO Componenti

Esempi di installazione dei componenti del sistema

Examples of installation of system components
 Exemples d'installation des composants du système
 Ejemplos de instalación de los componentes del sistema



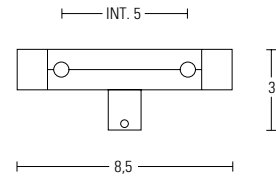
Articolo Articolo	Dimensioni Size	Codice Codice	Finitura Finishing	Descrizione Descrizione
		37011/00	Grigio Grey	Cavo non isolato 6mmq. Ordini al metro. Not insulated cable 6mmq. Orders per meters.
		37800/00	Cromo Chrome	Kit di fissaggio composto da una coppia di tenditori e una coppia di riceventi Fixing set made up of a pair of cable tightening units and a pair of couplings to connect the system to the wall.
		37801/00	Cromo Chrome	Coppia sostegni universali Twin universal supports
		37802/00	Cromo Chrome	Kit completo curva a soffitto Full ceiling bend set
		37803/00	Cromo Chrome	Kit completo angolare parete/soffitto Wall/ceiling angular set

Articolo Articolo	Dimensioni Size	Codice Codice	Finitura Finishing	Descrizione Descrizione
		37011	 Trasparente <i>Transparent</i>	Cavo isolato. Sezione 6 mmq. Ordini al metro. <i>Insulated Cable. Section 6mmq. Orders per meters</i>
		37800	 Cromo <i>Chrome</i>	Kit di fissaggio composto da una coppia di tenditori e una coppia di riceventi <i>Fixing set made up of a pair of cable tightening units and a pair of couplings to connect the system to the wall.</i>
		37801	Cromo <i>Chrome</i>	Coppia sostegni universali <i>Twin universal supports</i>
		37802	Cromo <i>Chrome</i>	Kit completo curva a soffitto <i>Full ceiling bend set</i>
		37803	Cromo <i>Chrome</i>	Kit completo angolare parete/soffitto <i>Wall/ceiling angular set</i>
		37010	 Trasparente <i>Transparent</i>	Coppia cavi di alimentazione <i>Twin power-supply cables</i>
		37012	Trasparente <i>Transparent</i>	Coppia cilindri isolanti per doppia alimentazione <i>Twin insulating cylinders for double power-supply</i>
		L90100	 Bianco <i>White</i>	Driver 12V 70W
		L90102	 Bianco <i>White</i>	Driver 12V 20W
		33034	Copertura metallo <i>Metal cover</i>	Copertura metallo <i>Metal cover</i>
		33083	 Alluminio <i>Aluminium</i>	Trasformatore elettronico dimmerabile DALI/ pulsante 300W, corrente continua <i>Electronic transformer, dimming option 300W DALI/push button, direct current</i>

FUNAMBOLO Adattatori Jack



Dimensioni cm.
Size cm.



Codice Code	Finitura Finishing	Descrizione Description
21619	Trasparente <i>Transparent</i>	Adattatori per sorgenti Jack 12V e Jack LED <i>Adapter for Jack 12V and Jack LED sources</i>

FUNAMBOLO Sorgenti Jack

Spot Jack LED



PLANA SLIM
P. 148



SPILLO LED
P. 150



URANO
P. 154



NOVE
P. 160

Spot Jack 12V



SPILLO
P. 150



URANO
P. 154



THOR
P. 156



ZELIG
P. 158

MOOD

Sistema a barre LED per interni ed esterni. Struttura in profilato di alluminio anodizzato, diffusore in policarbonato trasparente o satinato. Versione IP65 con tubo esterno trasparente trattato UV. Differenti possibilità di fissaggio a parete e soffitto attraverso accessori dedicati. Disponibile nelle versioni con LED bianchi. Alimentatori 24V esclusi.

Indoor and outdoor LED rod system. Die-cast profiled aluminium structure, transparent or satin-finished polycarbonate diffuser. IP65 version with transparent outer tube, UV treated. Different wall and ceiling mountings with suitable accessories. Available with white or RGB LEDs, with different pitches and powers. 24V drivers not included.

Système de profiles pour intérieur et extérieur. Structure en profilé d'aluminium anodisé, diffuseur en polycarbonate transparent ou satiné. Version IP67 avec tubulure extérieure transparente, traitée UV. Différentes installations à plafond ou mur avec accessoires appropriés. Disponible avec LEDs blancs ou RGB, avec différents pas et puissances. Alimentateurs 24V exclus.

Sistema de perfiles para interiores y exteriores. Estructura en perfilado de aluminio anodizado, difusor en policarbonato transparente o satinado. Versión IP67 con tubo exterior transparente, tratado UV. Diferentes instalaciones en techo o pared mediante accesorios apropiados. Disponible con LEDs blancos o RGB, con pasos y potencias diferentes. Alimentadores 24V no incluidos.



MOOD





MOOD Sorgenti

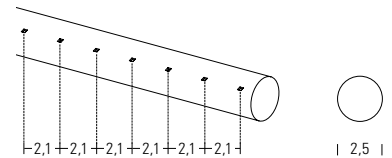
IP65-PASSO 2,1



Barra LED.


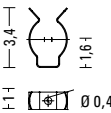

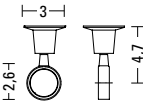

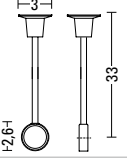

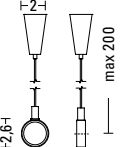
LED rod.
 Profil LED.
 Perfil LED.

Dimensioni cm.
 Size cm.



Codice Code	Finitura Finishing	Cm Cm	Potenza Power	CCT CCT	Lumen Output Lumen Output
L10340-01 L10340-02	Trasparent <i>Transparent</i>	50 cm	8,6W (24 LED) - 24Vdc	3000K 4000K	770
L10341-01 L10341-02	Satinato <i>Satin-finished</i>	50 cm	8,6W (24 LED) - 24Vdc	3000K 4000K	550
L10344-01 L10344-02	Trasparent <i>Transparent</i>	100 cm	17,3W (48 LED) - 24Vdc	3000K 4000K	1540
L10345-01 L10345-02	Satinato <i>Satin-finished</i>	100 cm	17,3W (48 LED) - 24Vdc	3000K 4000K	1100
L10348-01 L10348-02	Trasparent <i>Transparent</i>	150 cm	25,9W (72 LED) - 24Vdc	3000K 4000K	2310
L10349-01 L10349-02	Satinato <i>Satin-finished</i>	150 cm	25,9W (72 LED) - 24Vdc	3000K 4000K	1650
L10352-01 L10352-02	Trasparent <i>Transparent</i>	200 cm	34,6W (96 LED) - 24Vdc	3000K 4000K	3080
L10353-01 L10353-02	Satinato <i>Satin-finished</i>	200 cm	34,6W (96 LED) - 24Vdc	3000K 4000K	2200



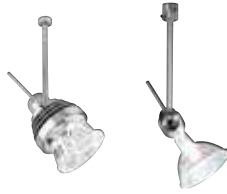
Accessori <i>Accessories</i>	Dimensioni <i>Size</i>	Codice <i>Code</i>	Descrizione <i>Description</i>
		L00388	Coppia attacchi diretta per installazioni a soffitto, parete e terra (non calpestabile). Consente l'orientabilità del fascio luminoso. <i>Installation direct clips for ceiling, wall and floor mounting (not walkable). Light can be orientated.</i>
		L00385	Coppia attacchi diretta per installazioni a soffitto, parete e terra (non calpestabile). Consente l'orientabilità del fascio luminoso. <i>Installation direct clips for ceiling, wall and floor mounting (not walkable). Light can be orientated</i>
		L00386	Coppia attacchi diretta per installazioni a soffitto, parete e terra (non calpestabile). Consente l'orientabilità del fascio luminoso. <i>Installation direct clips for ceiling, wall and floor mounting (not walkable). Light can be orientated.</i>
		L00387	Coppia sostegni a cavo regolabile per installazioni a soffitto. <i>Adjustable cable supports for ceiling mounting.</i>

SPOT

SPOT
PROJECTEURS
PROYECTORES



PLANA SLIM
P. 148



SPIILLO
P. 150




URANO
P. 154



THOR
P. 156



ZELIG
P. 158



NOVE
P. 160



ADATTATORI JACK
P. 166

PLANA SLIM

JACK



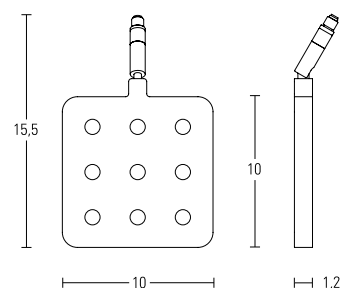
Spot LED orientabile compatibile con adattatori ad attacco Jack LED. Struttura in metacrilato serigrafato. Dissipatore in alluminio ultrapiatto.

Adjustable LED spot suitable for adapters with Jack LED connection. Silk-screen methacrylate structure. Ultraflat aluminium heatsink.

Spot LED orientable compatible avec adaptateurs pour connection Jack LED. Structure en methacrylique serigraphé. Dissipateur en aluminium ultraplat.

Spot LED orientable compatible con adaptadores para conexión Jack LED. Estructura en metacrilato serigrafado. Disipador en aluminio ultraplano.

Dimensioni cm.
Size cm.



Fascio Beam angle	Codice Code	Potenza Wattage	CCT CCT	Lumen output Lumen output
40°	L21737-01 L21737-02	LED 9x1W	3000K 4000K	530 600



SPILLO

JACK



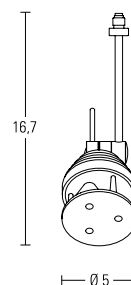
Spot orientabile compatibile con adattatori ad attacco Jack 12V o Jack LED.

Adjustable spot suitable for adapters with 12V or Jack LED connection.

Spot orientable compatible avec adaptateurs pour connection 12V ou Jack LED.

Spot orientable compatible con adaptadores para conexión 12V o Jack LED.

Dimensioni cm.
Size cm.



Fascio Beam angle	Codice Code	Potenza Wattage	CCT CCT	Lumen output Lumen output
▲ 40°	L21660-02	LED 3x1W	4000K	260
	21659	GU5,3 50W MAX		



PLANA SLIM JACK



SPILLO JACK



URANO

JACK



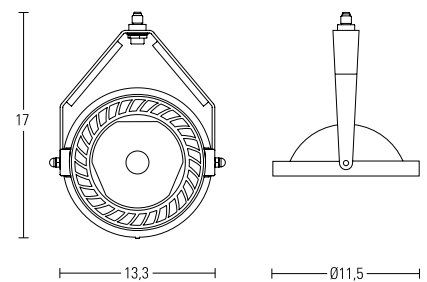
Spot orientabile compatibile con adattatori ad attacco Jack 12V o Jack LED. Struttura in metallo nichelato.

Adjustable spot suitable for adapters with 12V or Jack LED connection. Structure in nickel plated metal.

Spot orientable compatible avec adaptateurs pour connection 12V ou Jack LED. Structure en metal nickelé.

Spot orientable compatible con adaptadores para conexión 12V o Jack LED. Estructura en metal niquelado.

Dimensioni cm.
Size cm.



Fascio Beam angle	Codice Code	Finitura Finishing	Potenza Power	CCT CCT	Lumen output Lumen output
▲ 25°	L21775-01	Nichel Nickel	LED 10W	3000K	740
▲ 40°	L21776-01	Nichel Nickel	LED 10W	3000K	740
▲ 24°	21765	Nichel Nickel	G53 1x50W		



THOR

JACK



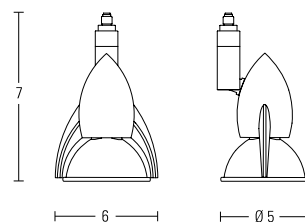
Spot orientabile compatibile con adattatori ad attacco Jack 12V.
Struttura in metallo cromato.

Adjustable spot suitable for adapters with 12V connection. Structure in chrome plated metal.

Spot orientable compatible avec adaptateurs pour connection 12V. Structure en metal chromé.

Spot orientable compatible con adaptadores para conexión 12V. Estructura en metal cromado.

Dimensioni cm.
Size cm.



Codice Code	Finitura Finishing	Potenza Power	Lumen output Lumen output
21730	Cromo Chrome	GU5,3 - 50W MAX	



ZELIG

JACK



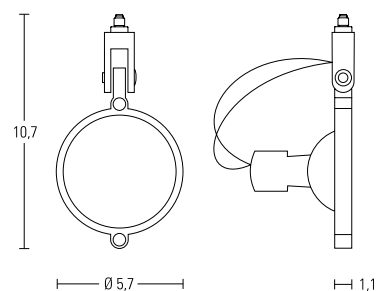
Spot orientabile compatibile con adattatori ad attacco Jack 12V.
Struttura in alluminio verniciato.

*Adjustable spot suitable
for adapters with 12V.
Structure in painted
aluminium.*

*Spot orientable
compatible avec
adaptateurs pour
connection 12V.
Structure en aluminium
verni.*

*Spot orientable
compatible con
adaptadores para
conexión 12V.
Estructura en aluminio
varnizado.*

Dimensioni cm.
Size cm.



Codice Code	Finitura Finishing	Potenza Power	Lumen output Lumen output
21770	Alluminio Aluminium	GU5,3 - 50W MAX	



NOVE JACK



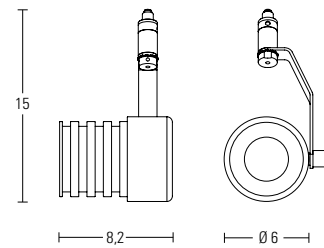
Spot LED orientabile compatibile con attacco Jack LED. Struttura in alluminio cromato.

Adjustable spot suitable for adapters with Jack LED connection. Structure in chrome plated aluminium.

Spot orientable compatible avec adaptateurs pour connection Jack LED. Structure en aluminium chromé.

Spot orientable compatible con adaptadores para conexión Jack LED. Estructura en aluminio cromado.

Dimensioni cm.
Size cm.



Fascio
Beam angle

Codice
Code

Finitura
Finishing

Potenza
Power

CCT
CCT

Lumen output
Lumen output

 40°	L21790-01 L21790-02	Cromo Chrome	LED 13W	3000K 4000K	600 668
--	------------------------	--------------	---------	----------------	------------



NOVE

S



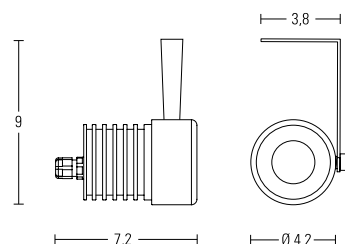
Spot LED orientabile per interni ed esterni. Installazione a soffitto, parete e pavimento, picchetto opzionale per fissaggio nel terreno. Struttura in alluminio cromato o acciaio lucido, dissipatore in alluminio. Alimentatore non incluso.

Indoor/outdoor adjustable spot LED. Wall, ceiling and ground mounting, spike on request for ground mounting. Structure in chromed aluminium or shiny steel, aluminium heatsink. Driver not included.

Spot LED orientable pour intérieur et extérieur. Montage en plafond, mur ou terrain, piquet optionel pour montage en terrain. Structure en aluminium chromé ou acier poli, dissipateur en aluminium. Alimentateur pas inclu.

Spot LED orientable para interior y exterior. Instalación en techo, pared o suelo, piquete bajo pregunta para instalación en suelo. Estructura en aluminio cromado o acero brillante, disipador en aluminio. Alimentador no incluido.

Dimensioni cm.
Size cm.



Fascio Beam angle	Codice Code	Finitura Finishing	Vetro Glass	Potenza Power	CCT CCT
40°	L10556-01 L10557-01	Alluminio cromato <i>Chromed aluminium</i> Acciaio lucido <i>Shiny steel</i>	Trasparente <i>Transparent</i>	LED 1W 350mA 2W 500mA 3W 700mA	3000K
120°	L10558-01 L10560-01	Alluminio cromato <i>Chromed aluminium</i> Acciaio lucido <i>Shiny steel</i>			3000K
40°	L10556-02 L10557-02	Alluminio cromato <i>Chromed aluminium</i> Acciaio lucido <i>Shiny steel</i>			4000K
120°	L10558-02 L10560-02	Alluminio cromato <i>Chromed aluminium</i> Acciaio lucido <i>Shiny steel</i>			4000K



Accessori
Accessories

Codice
Code

Descrizione
Description

	L00585	Picchetto per installazione a terra <i>Spike for ground mounting</i>
---	--------	---

NOVE

M



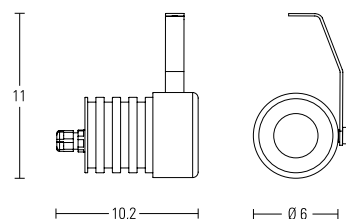
Spot LED orientabile per interni ed esterni. Installazione a soffitto, parete e pavimento, picchetto opzionale per fissaggio nel terreno. Struttura in alluminio cromato o acciaio lucido, dissipatore in alluminio. Alimentatore non incluso.

Indoor/outdoor adjustable spot LED. Wall, ceiling and ground mounting, spike on request for ground mounting. Structure in chromed aluminium or shiny steel, aluminium heatsink. Driver not included.

Spot LED orientable pour intérieur et extérieur. Montage en plafond, mur ou terrain, piquet optionel pour montage en terrain. Structure en aluminium chromé ou acier poli, dissipateur en aluminium. Alimentateur pas inclu.

Spot LED orientable para interior y exterior. Instalación en techo, pared o suelo, piquete bajo pregunta para instalación en suelo. Estructura en aluminio cromado o acero brillante, disipador en aluminio. Alimentador no incluido.

Dimensioni cm.
Size cm.




Fascio Beam angle	Codice Code	Finitura Finishing	Vetro Glass	Potenza Power	CCT CCT	Lumen output Lumen output
▲ 20°	L00635-01 L00636-01	Alluminio cromato <i>Chromed aluminium</i> Acciaio lucido <i>Shiny steel</i>	Trasparente <i>Transparent</i>	LED 13W	3000K	600
▲ 40°	L00637-01 L00638-01	Alluminio cromato <i>Chromed aluminium</i> Acciaio lucido <i>Shiny steel</i>			3000K	600
▲ 20°	L00635-02 L00636-02	Alluminio cromato <i>Chromed aluminium</i> Acciaio lucido <i>Shiny steel</i>			4000K	668
▲ 40°	L00637-02 L00638-02	Alluminio cromato <i>Chromed aluminium</i> Acciaio lucido <i>Shiny steel</i>			4000K	668




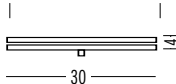

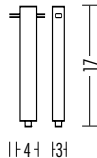

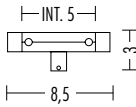

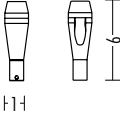
Accessori
Accessories

Codice
Code

Descrizione
Description




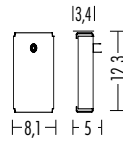

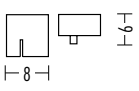

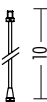
	L00585	Picchetto per installazione a terra <i>Spike for ground mounting</i>
---	--------	---

ADATTATORI JACK SISTEMI

immagine Picture	Dimensioni Size	Codice Code	Finitura Finishing	Descrizione Description
		32057	Argento Silver	Adattatore Starjack 12V - 1x50W <i>Starjack adapter 12V - 1x50W</i>
		L32057		Adattatore Starjack LED <i>Starjack LED adapter</i>
		32254	Trasparente Transparent	Adattatore Zenjack 12V - 1x50W <i>Zenjack adapter 12V - 1x50W</i>
		L32254		Adattatore Zenjack LED <i>Zenjack LED adapter</i>
		21619		Funanbolo adattatore per sorgenti Jack 12V e Jack LED <i>Funanbolo adapter for Jack 12V and Jack LED sources</i>
		33014		Aere adattatore per sorgenti Jack 12V e Jack LED <i>Aere adapter for Jack 12V and LED sources</i>

ADATTATORI JACK

PARETE/SOFFITTO

immagine <i>Picture</i>	Dimensioni <i>Size</i>	Codice <i>Code</i>	Finitura <i>Finishing</i>	Descrizione <i>Description</i>
	 <p>Foro Hole Ø 3,3 Jack 12,1 Ø 4,7</p>	21620	Cromo <i>Chrome</i>	Adattatore per controsoffitti. <i>False ceiling adapter.</i>
	 <p>13,41 12,3 8,1 5</p>	L21806	Anodizzato <i>Anodized</i>	Adattatore a parete, per spot Jack LED. <i>Alimentatore integrato</i>
	 <p>8 6</p>	21805	Argento <i>Silver</i>	Adattatore a parete, per spot Jack 12V. Alimentatore integrato <i>Wall adapter, for spot Jack 12V. Built-in driver</i>
	 <p>10</p>	21580	Cromo <i>Chrome</i>	Asta di prolunga a doppio Jack 12V e LED <i>12V and LED Double Jack extension rod</i>

NOVE S



SPILLO JACK



IN CCAS SI

RECESSED FITTINGS
ENCASTRÉS
EMPOTRADOS



TOP
P. 172



ELEMENT
P. 186



NEW
LOOP
P. 198



FANIP
P. 200



SQUARE
P. 202

TOP



TOP XS
P. 174



TOP S
P. 176



TOP M
P. 178



TOP L
P. 180



TOP XL
P. 182



TOP XS



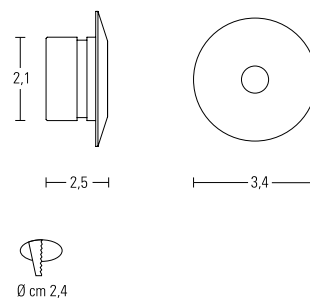
Incasso per interni non calpestabile, installazione a soffitto e parete. Struttura in alluminio, vetro trasparente. Molle per installazione incluse.

Indoor recessed fitting, not for pedestrian use, wall/ceiling mounting. Aluminum structure, transparent glass. Installation springs included.

Encastré pour intérieur, pas péatonable, installation au mur/plafond. Structure en aluminium, verre transparent. Ressorts pour installation inclus.

Empotrado para interiores, no pisable, instalación en pared/techo. Estructura en aluminio, vidrio transparente. Muelles para instalación incluidos.

Dimensioni cm.
Size cm.



Fascio Beam angle	Codice Code	Finitura Finishing	Potenza Power	CCT CCT	Lumen output Lumen output
▲ 25°	L00624-01 L00624-02	Alluminio anodizzato Die-cast aluminium	LED 2W 500mA	3000K 4000K	77 85
▲ 120°	L00649-01 L00649-02	Alluminio anodizzato Die-cast aluminium	LED 2W 500mA	3000K 4000K	67 75



Accessori

Codice
Code

Descrizione
Description

	L00647	Cassaforma Tubo <i>Tube recessed box</i>
---	--------	--

TOP S



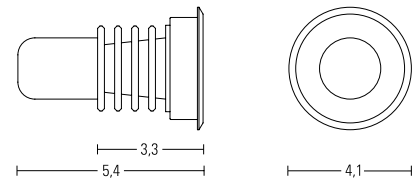
Incasso per interni ed esterni, installazione a soffitto, parete e pavimento (calpestabile). Frontale in alluminio o acciaio AISI 316L.

Recessed fitting for indoor/outdoor installation, wall, ceiling and ground mounting (suitable for pedestrian use). Aluminium or steel AISI 316L front.

Encastré pour installation en intérieur/extérieur, montage au mur/plafond et sol (péatonable). Front en aluminium ou acier AISI 316L.

Empotrado para interiores/exteriores, instalación en pared, techo y suelo (pisable). Frente en aluminio o acero AISI 316L.

Dimensioni cm.
Size cm.



Fascio Beam angle	Codice Code	Finitura Finishing	Vetro Glass	Potenza Power	CCT CCT
40°	L10423-01 L10423-02	Alluminio cromato <i>Chromed aluminium</i>	Trasparente <i>Transparent</i>	LED 1W 350mA / 2W 500mA	3000K 4000K
	L10425-01 L10425-02	Alluminio anodizzato <i>Die-cast aluminium</i>			3000K 4000K
	L10603-01 L10603-02	Alluminio bianco <i>White aluminium</i>			3000K 4000K
	L10429-01 L10429-02	Acciaio satinato <i>Satin-finished steel</i>			3000K 4000K
120°	L10431-01 L10431-02	Alluminio cromato <i>Chromed aluminium</i>	Trasparente <i>Transparent</i>	LED 1W 350mA / 2W 500mA	3000K 4000K
	L10433-01 L10433-02	Alluminio anodizzato <i>Die-cast aluminium</i>			3000K 4000K
	L10604-01 L10604-02	Alluminio bianco <i>White aluminium</i>			3000K 4000K
	L10437-01 L10437-02	Acciaio satinato <i>Satin-finished steel</i>			3000K 4000K



Accessori <i>Accessories</i>	Codice <i>Code</i>	Descrizione <i>Description</i>
	L00440	Cassaforma per esterni <i>Recessed box for outdoor</i>
	L00439	Cassaforma per installazioni in suolo drenante (terreno, ciottolato, ecc.) <i>Recessed box for mounting in draining soil (ground, pebblestone, etc.)</i>
	L00566	Cassaforma tubo per installazioni in muratura in interni. <i>Tube recessed box for indoor mounting on masonry.</i>

TOP M



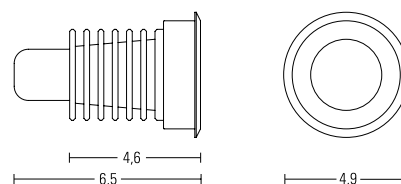
Incasso per interni ed esterni, installazione a soffitto, parete e pavimento (calpestabile). Frontale in alluminio o acciaio AISI 316L.

Recessed fitting for indoor/outdoor installation, wall, ceiling and ground mounting (suitable for pedestrian use). Aluminium or steel AISI 316L front.

Encastré pour installation en intérieur/extérieur, montage au mur/plafond et sol (péatonable). Front en aluminium ou acier AISI 316L.

Empotrado para interiores/exteriores, instalación en pared, techo y suelo (pisable). Frente en aluminio o acero AISI 316L.

Dimensioni cm.
Size cm.



Ø cm 4,1

Fascio Beam angle	Codice Code	Finitura Finishing	Vetro Glass	Potenza Power	CCT CCT
40°	L10449-01 L10449-02	Alluminio cromato <i>Chromed aluminium</i>	Trasparente <i>Transparent</i>	LED 1W 350mA - 2W 500mA - 3W 700mA	3000K 4000K
	L10451-01 L10451-02	Alluminio anodizzato <i>Die-cast aluminium</i>			3000K 4000K
	L10607-01 L10607-02	Alluminio bianco <i>White aluminium</i>			3000K 4000K
	L10455-01 L10455-02	Acciaio satinato <i>Satin-finished steel</i>			3000K 4000K
120°	L10457-01 L10457-02	Alluminio cromato <i>Chromed aluminium</i>	Trasparente <i>Transparent</i>	LED 1W 350mA - 2W 500mA - 3W 700mA	3000K 4000K
	L10459-01 L10459-02	Alluminio anodizzato <i>Die-cast aluminium</i>			3000K 4000K
	L10608-01 L10608-02	Alluminio bianco <i>White aluminium</i>			3000K 4000K
	L10463-01 L10463-02	Acciaio satinato <i>Satin-finished steel</i>			3000K 4000K



Accessori <i>Accessories</i>	Codice <i>Code</i>	Descrizione <i>Description</i>
	L00446	Cassaforma per esterni <i>Recessed box for outdoor</i>
	L00465	Cassaforma per installazioni in suolo drenante (terreno, ciottolato, ecc.) <i>Recessed box for mounting in draining soil (ground, pebblestone, etc.)</i>
	L00567	Cassaforma tubo per installazioni in muratura in interni. <i>Tube recessed box for indoor mounting on masonry.</i>

TOP



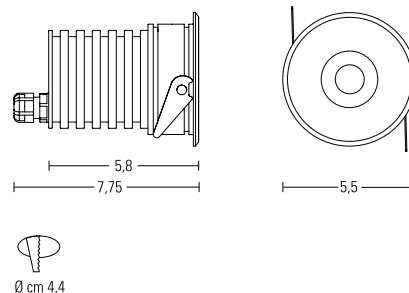
Incasso per esterni (IP67), installazione a soffitto, parete e pavimento. Frontale in alluminio o acciaio AISI 316L.

Dimensioni cm.
Size cm.

Recessed fitting for outdoor (IP67) installation, wall, ceiling and ground mounting. Aluminium or steel AISI 316L front.

Encastré pour installation en extérieur (IP67), montage au mur/plafond et sol. Fronte en aluminium ou acier AISI 316L.

Empotrado para exteriores, instalación en pared, techo y suelo. Frente en aluminio o acero AISI 316L.






Fascio Beam angle	Codice Code	Finitura Finishing	Vetro Glass	Potenza Power	CCT CCT	Lumen output Lumen output
15°	L00650-01 L00650-02	Alluminio cromato <i>Chromed aluminium</i>	Trasparente <i>Transparent</i>	LED 7W 350 mA	3000K	350
					4000K	395
	L00651-01 L00651-02	Alluminio anodizzato <i>Die-cast aluminium</i>			3000K	350
					4000K	395
	L00652-01 L00652-02	Alluminio bianco <i>White aluminium</i>			3000K	350
					4000K	395
	L00654-01 L00654-02	Acciaio satinato <i>Satin-finished steel</i>			3000K	350
					4000K	395
30°	L00655-01 L00655-02	Alluminio cromato <i>Chromed aluminium</i>	Trasparente <i>Transparent</i>	LED 7W 350 mA	3000K	320
					4000K	370
	L00656-01 L00656-02	Alluminio anodizzato <i>Die-cast aluminium</i>			3000K	320
					4000K	370
	L00657-01 L00657-02	Alluminio bianco <i>White aluminium</i>			3000K	320
					4000K	370
	L00659-01 L00659-02	Acciaio satinato <i>Satin-finished steel</i>			3000K	320
					4000K	370



Accessori
Accessories

Codice
Code

Descrizione
Description

	L00495	Cassaforma per esterni. Consente collegamenti elettrici protetti all'acqua. <i>Recessed box for outdoor. Possible waterproof electrical connections inside.</i>
	L00494	Cassaforma per installazioni in suolo drenante (terreno, ciottolato, ecc...). <i>Recessed box for mounting in draining soil (ground, pebblestone, etc.).</i>
	L00568	Cassaforma Tubo per installazioni in muratura in interni. <i>Tube recessed box for indoor mounting on masonry.</i>

TOP XL



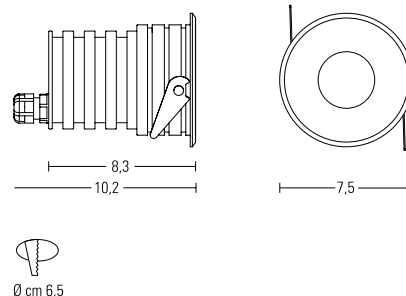
Incasso per interni ed esterni, installazione a soffitto, parete e pavimento (calpestabile). Frontale in alluminio o acciaio AISI 316L.

Recessed fitting for indoor/outdoor installation, wall, ceiling and ground mounting (suitable for pedestrian use). Aluminium or steel AISI 316L front.

Encastré pour installation en intérieur/extérieur, montage au mur/plafond et sol (péatonable). Front en aluminium ou acier AISI 316L.




Empotrado para interiores/exteriores, instalación en pared, techo y suelo (pisable). Frente en aluminio o acero AISI 316L.

Dimensioni cm.
Size cm.



Fascio Beam angle	Codice Code	Finitura Finishing	Vetro Glass	Potenza Power	CCT CCT
20°	L00627-01 L00627-02	Alluminio cromato <i>Chromed aluminium</i>	Trasparente <i>Transparent</i>	LED 13W 700 mA	3000K
	L00628-01 L00628-02	Alluminio anodizzato <i>Die-cast aluminium</i>			4000K
	L00630-01 L00630-02	Acciaio satinato <i>Satin-finished steel</i>			3000K 4000K
40°	L00631-01 L00631-02	Alluminio cromato <i>Chromed aluminium</i>	Trasparente <i>Transparent</i>	LED 13W 700 mA	3000K
	L00632-01 L00632-02	Alluminio anodizzato <i>Die-cast aluminium</i>			4000K
	L00634-01 L00634-02	Acciaio satinato <i>Satin-finished steel</i>			3000K 4000K



Accessori <i>Accessories</i>	Codice <i>Code</i>	Descrizione <i>Description</i>
	L00644	Cassaforma Tubo per installazioni in muratura in interni. <i>Tube recessed box for indoor mounting on masonry.</i>
	L00645	Cassaforma per installazioni in suolo drenante (terreno, ciottolato, ecc...). <i>Recessed box for mounting in draining soil (ground, pebblestone, etc.).</i>
	L00646	Cassaforma per esterni. Consente collegamenti elettrici protetti all'acqua. <i>Recessed box for outdoor. Possible waterproof electrical connections inside.</i>

TOP 5



TOP XL



ELEMENT



ELEMENT S
P. 188




ELEMENT M
P. 190



ELEMENT L
P. 192



ELEMENT STEP
P. 194



ELEMENT

S



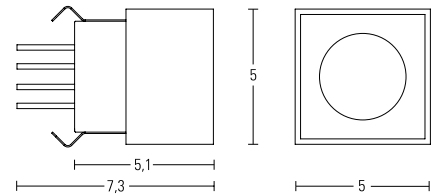
Incasso per interni. Struttura in alluminio pressofuso verniciato. Cassaforma (obbligatoria per installazione) e sorgente LED da ordinare separatamente, diffusore in policarbonato opzionale.

Indoor recessed fitting. Die-cast painted aluminium structure. Recessed box (mandatory for the installation) and LED source to be ordered separately, polycarbonate diffuser optional.

Encastré pour intérieur. Structure en aluminium verni moulé sous pression. Coffrage (obligatoire pour l'installation) et source LED à commander séparément, diffuseur en polycarbonate optionnel.

Empotrado para interiores. Estructura en aluminio varnizado vaciado a presión. Caja a empotrar (obligatoria para instalación) y fuente LED a pedir separatamente, difusor en policarbonato opcional.

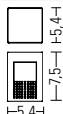

Dimensioni cm.
Size cm.



Codice Code	Finitura Finishing	Sorgente Bulb
15400	Argento <i>Silver</i>	Sorgente da ordinare separatamente <i>Source to be ordered separately</i>
15401	Bianco <i>White</i>	
15402	Nero <i>Black</i>	
15403	Titanio <i>Titanium</i>	

Sorgente Bulb	Fascio Beam angle	Codice Code	Potenza Power	CCT CCT	Lumen output Lumen output
		L00574-01 L00574-02	LED 3x1W	3000K 4000K	185 230



Accessori <i>Accessories</i>	Dimensioni <i>Size</i>	Codice <i>Code</i>	Descrizione <i>Description</i>
		 5,4x5,4	15328 Cassaforma senza bordo. Consente continuità estetica tra il prodotto e la superficie di incasso. <i>Trimless recessed box. Grants an aesthetic continuousness between the product and the recessed mounting surface.</i>
		 6x6	15331 Cassaforma con bordo colore bianco verniciabile (idropittura a base d'acqua). Consente la copertura di fori con eventuali bordi imperfetti. <i>Trimmed recessed box, white colour paintable (water paint). It allows to cover holes with not perfect borders.</i>
		15430	Diffusore opzionale in policarbonato. Riduce il flusso del 30%. <i>Polycarbonate diffuser optional. Reduces the light flux of 30%.</i>

Info tecniche
Technical info



La cassaforma (obbligatoria) consente di regolare l'uscita del prodotto da 0 a 2 cm rispetto al foro di incasso.
The recessed box (mandatory) allows to adjust the jutting of the fitting from 0 up to 2cm outside the recessed mounting hole.

La boîte à encastrer (obligatoire) permet de régler la sortie du luminaire de 0 jusqu'à 2 cm du trou d'encastrement.
La caja a empotrar (obligatoria) permite la regulación de la salida de la luminaria desde 0 hasta 2cm del agujero de empotrado.

Finitura
Finishing



argento
silver



bianco
white



nero
black



titanio
titanium

ELEMENT

M



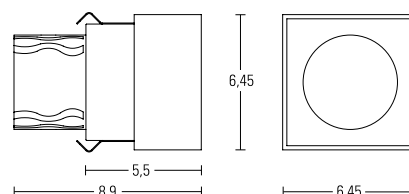
Incasso per interni. Struttura in alluminio pressofuso verniciato. Cassaforma obbligatoria per installazione. Sorgente da ordinare separatamente e diffusore in policarbonato opzionale.

Indoor recessed fitting. Die-cast painted aluminium structure. Recessed box (mandatory for the installation) and source to be ordered separately, polycarbonate diffuser optional.

Encastré pour intérieur. Structure en aluminium verni moulé sous pression. Coffrage (obligatoire pour l'installation) et source à commander séparément, diffuseur en polycarbonate optionnel.

Empotrado para interiores. Estructura en aluminio varnizado vaciado a presión. Caja a empotrar (obligatoria para instalación) y sorgente a pedir separatamente, difusor en policarbonato opcional.


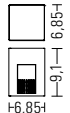


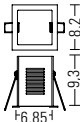



Dimensioni cm.
Size cm.



Codice Code	Finitura Finishing	Potenza Power	Sorgente Bulb
15404 15405 15406 15407	Argento <i>Silver</i> Bianco <i>White</i> Nero <i>Black</i> Titanio <i>Titanium</i>	GU 10ES 40W MAX GU 5,3 50W MAX	Sorgente da ordinare separatamente <i>Source to be ordered separately</i>

Sorgente Bulb	Fascio Beam angle	Codice Code	Potenza Power	CCT CCT	Lumen output Lumen output
	40°	L00578-01 L00578-02	LED 3x1W 350mA LED 3x2W 500mA LED 3x3W 700mA	3000K 4000K	
	30°	L00641-01 L00641-02	LED 7W 350mA	3000K 4000K	340 370
	40°	L00621-01 L00621-02	LED 13W 700mA	3000K 4000K	550 580



Accessori <i>Accessories</i>	Dimensioni <i>Size</i>	Codice <i>Code</i>	Descrizione <i>Description</i>
		 6,85x6,85 15327	Cassaforma senza bordo. Consente continuità estetica tra il prodotto e la superficie di incasso. <i>Trimless recessed box. Grants an aesthetic continuousness between the product and the recessed mounting surface.</i>
		 7,4x7,4 15330	Cassaforma con bordo colore bianco verniciabile (idropittura a base d'acqua). Consente la copertura di fori con eventuali bordi imperfetti. <i>Trimmed recessed box, white colour paintable (water paint). It allows to cover holes with not perfect borders.</i>
		15431	Diffusore opzionale in policarbonato. Riduce il flusso del 30%. <i>Polycarbonate diffuser optional. Reduces the light flux of 30%.</i>

Info tecniche
Technical info



La cassaforma (obbligatoria) consente di regolare l'uscita del prodotto da 0 a 2 cm rispetto al foro di incasso.
The recessed box (mandatory) allows to adjust the jutting of the fitting from 0 up to 2cm outside the recessed mounting hole.

La boîte à encastrer (obligatoire) permet de régler la sortie du luminaire de 0 jusqu'à 2 cm du trou d'encastrement.
La caja a empotrar (obligatoria) permite la regulación de la salida de la luminaria desde 0 hasta 2cm del agujero de empotrado.

Finitura
Finishing



argento
silver



bianco
white



nero
black



titanio
titanium

ELEMENT



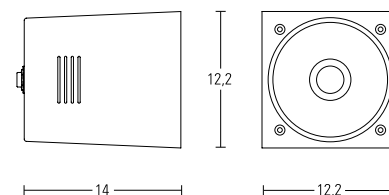
Incasso per interni. Struttura in metallo verniciato. Cassaforma (obbligatoria per installazione) e sorgente LED da ordinare separatamente.

Indoor recessed fitting. Painted metal structure. Recessed box (mandatory for the installation) and LED source to be ordered separately.

Encastré pour intérieur. Structure en metal verni. Coffrage (obligatoire pour l'installation) et source LED à commander séparément. Empotrado para interiores.

Estructura en metal varnizado. Caja a empotrar (obligatoria para instalación) y sorgente LED a pedir separatamente.


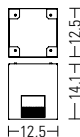

Dimensioni cm.
Size cm.



Codice Code	Finitura Finishing	Potenza Wattage	Sorgente Bulb
15412	Argento <i>Silver</i>	G53 65W MAX	Sorgente da ordinare separatamente <i>Source to be ordered separately</i>
15413	Bianco <i>White</i>		
15414	Nero <i>Black</i>		

Sorgente Bulb	Fascio Beam angle	Codice Code	Potenza Wattage	CCT CCT	Lumen output Lumen output
		L90174-01	LED 1x10W G53	3000K	740
		L90173-01	LED 1x10W G53	3000K	740



Accessori <i>Accessories</i>	Dimensioni <i>Size</i>	Codice <i>Code</i>	Descrizione <i>Description</i>
		 12,5X12,5 15326	Cassaforma senza bordo. Consente continuità estetica tra il prodotto e la superficie di incasso. <i>Trimless recessed box. Grants an aesthetic continuousness between the product and the recessed mounting surface.</i>

Info tecniche
Technical info



La cassaforma (obbligatoria) consente di regolare l'uscita del prodotto da 0 a 2 cm rispetto al foro di incasso.
The recessed box (mandatory) allows to adjust the jutting of the fitting from 0 up to 2cm outside the recessed mounting hole.

*La boîte à encastrer (obligatoire) permet de régler la sortie du luminaire de 0 jusqu'à 2 cm du trou d'encastrement.
 La caja a empotrar (obligatoria) permite la regulaciòn de la salida de la luminaria desde 0 hasta 2cm del agujero de empotrado.*

Finitura
Finishing



argento
silver



bianco
white



nero
black

ELEMENT

STEP



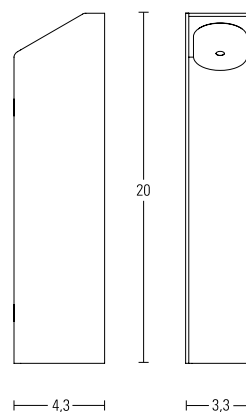
Segnapassi ad incasso per interni. Struttura in alluminio verniciato. Cassaforma (obbligatoria per installazione) da ordinare separatamente. Piastrina di copertura della pavimentazione.

Dimensioni cm.
Size cm.

Recessed pathmarker for indoor mounting. Painted aluminium structure. Recessed box (mandatory for the installation) and LED source to be ordered separately. Plate for floor covering.

Signalisateur de parcours pour intérieur. Structure en aluminium verni. Coffrage (obligatoire pour l'installation) et source LED à commander séparément. Plaque pour couverture du sol.

Empotrado de señalización para interiores. Estructura en aluminio varnizado. Caja a empotrar (obligatoria para instalación) y surgente LED a pedir separatamente. Plancha de revestimiento para suelo.



Codice Code	Finitura Finishing	Potenza Wattage	CCT CCT	Lumen output Lumen output
L15430-01 L15430-02	Argento <i>Silver</i>	LED 1x1W 350mA	3000K 4000K	30 35
L15431-01 L15431-02	Bianco <i>White</i>		3000K 4000K	30 35
L15432-01 L15432-02	Nero <i>Black</i>		3000K 4000K	30 35



Accessori
Accessories

Dimensioni
Size

Codice
Code


Descrizione
Description

		15329	<p>Cassaforma senza bordo. Consente continuità estetica tra il prodotto e la superficie di incasso. <i>Trimless recessed box. Grants an aesthetic continuousness between the product and the recessed mounting surface.</i></p>
---	---	-------	---

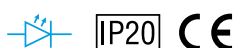
ELEMENT



ELEMENT STEP



LOOP



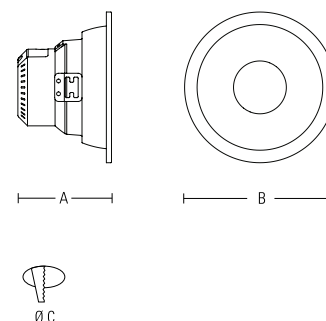
Downlight a Led da incassare direttamente nel soffitto. Apparecchi con elettronica e dissipatori integrati. Funzionamento a 230V AC. Anello esterno in alluminio verniciato. Riflettori opzionali da 60° e 90°. Eventuali schermi in materiale termoplastico opale. Molle in acciaio.

LED downlight for direct ceiling recess mounting. Integral electronics and heat sink. Operating voltage 230V AC. Outer trim of painted aluminium. 60° and 90° optional reflectors. Diffusers of opal thermoplastic material available on demand. Steel springs.

Encastré plafond downlight à LED. Appareil avec électronique et dissipateur intégrés. Tension de fonctionnement 230V AC. Colerette extérieure en aluminium verni. Réflecteurs optionnels de 60° et 90°. Diffuseurs en matériel thermoplastique opale disponibles sur demande. Ressort en acier.

Downlight LED encastrable en techo. Aparatos con sistema electrónico y disipador integrados. Tensión de trabajo 230V AC. Aro exterior de aluminio barnizado. Reflectores opcionales de 60° y 90°. Difusores en material termoplástico opal disponibles bajo pedido. Resortes de acero.

Dimensioni cm.
Size cm.



Fascio Beam angle	Codice Code	Finitura Finishing	Potenza Power	CCT CCT	Lumen output Lumen output	Dimensioni Dimensions
▲ 60°	3601161-01 3601161-02	Bianco con riflettore <i>White with reflector</i>	LED 11W	3000K 4000K	1020 1070	A = 8cm B = 11,75cm C = 10cm
▲ 90°	3601191-01 3601191-02	Bianco con riflettore <i>White with reflector</i>	LED 11W	3000K 4000K	1020 1070	
▲ 120°	3601160-01 3601160-02	Bianco con diffusore <i>White with diffuser</i>	LED 11W	3000K 4000K	800 840	

Fascio Beam angle	Codice Code	Finitura Finishing	Potenza Power	CCT CCT	Lumen output Lumen output	Dimensioni Dimensions
▲ 60°	3602261-01 3602261-02	Bianco con riflettore <i>White with reflector</i>	LED 22W	3000K 4000K	2040 2140	A = 9cm B = 16,85cm C = 13,8cm
▲ 90°	3602291-01 3602291-02	Bianco con riflettore <i>White with reflector</i>	LED 22W	3000K 4000K	2040 2140	
▲ 120°	3602260-01 3602260-02	Bianco con diffusore <i>White with diffuser</i>	LED 22W	3000K 4000K	1600 1680	



Accessori
Accessories

Codice
Code

Finitura
Finishing

Descrizione
Description

	36011	Bianco <i>White</i>	Adattatore foro D = 17cm <i>Hole adapter D = 17cm</i>
	36022	Bianco <i>White</i>	Adattatore foro D = 22cm <i>Hole adapter D = 22cm</i>

FANIP



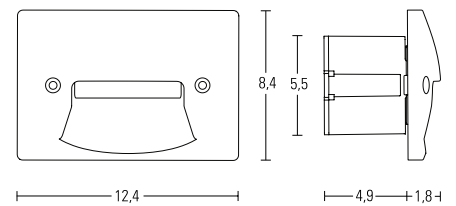
Segnapasso da parete a led, da utilizzare con la scatola da incasso tipo 503. Struttura e copertura in polycarbonato.
Emissione della luce asimmetrica. Disponibile con due potenze da 1,1W e da 3W. Il driver è incluso.

Recessed wall LED spotlight, to be mounted in conjunction with a rectangular 3 modules recessing box. Polycarbonate structure and cover. Asymmetric light emission. Available with 1,1W and 3W, integral driver.

Encastrable de balisage à LED, à installer au mur avec boîtier rectangulaire à 3 modules. Structure et couverture en polycarbonate. Emission de lumière asymétrique. Disponible avec deux puissances de 1,1W et 3W. Driver inclus.

Empotrable de baliza de LED, que se instala en pared con caja rectangular 3 modulos. Armadura y cubierta en polycarbonato. Emisión asimétrica de la luz. Disponible con dos potencias de 1,1W y 3W. Driver incorporado.

Dimensioni cm.
Size cm.



Codice Code	Finitura Finishing	Potenza Wattage	CCT CCT	Lumen output Lumen output
3000111 3000112 3000113 3000115	Bianco White Nero Black Grigio Grey Antracite Anthracite	LED 1W	3000K	39
3000311 3000312 3000313 3000315	Bianco White Nero Black Grigio Grey Antracite Anthracite	LED 3W	3000K	83



SQUARE




SQUARE S
P. 204



SQUARE SHADE
P. 206



SQUARE DUO
P. 208



SQUARE



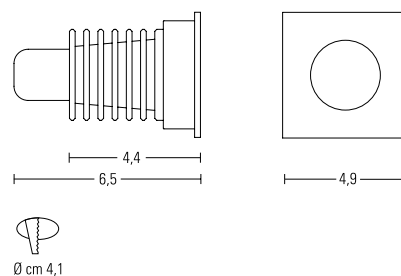
Incasso per interni ed esterni, installazione a soffitto, parete e pavimento (calpestabile). Frontale in alluminio o acciaio AISI 316L.

Recessed fitting for indoor/outdoor installation, wall, ceiling and ground mounting (suitable for pedestrian use). Aluminium or steel AISI 316L front.

Encastré pour installation en intérieur/extérieur, montage au mur/plafond et sol (péatonable). Front en aluminium ou acier AISI 316L.



Empotrado para interiores/exteriores, instalación en pared, techo y suelo (pisable). Frente en aluminio o acero AISI 316L.




Dimensioni cm.
Size cm.



Lente Lens	Codice Code	Finitura Finishing	Vetro Glass	Potenza Power	CCT CCT
25°	L10500-01 L10500-02	Alluminio cromato <i>Chromed aluminium</i>	Trasparente Transparent	LED 1W 350mA - 2W 500mA - 3W 700mA	3000K 4000K
	L10502-01 L10502-02	Alluminio anodizzato <i>Die-cast aluminium</i>			3000K 4000K
	L10614-01 L10614-02	Alluminio bianco <i>White aluminium</i>			3000K 4000K
	L10506-01 L10506-02	Acciaio satinato <i>Satin-finished steel</i>			3000K 4000K
40°	L10508-01 L10508-02	Alluminio cromato <i>Chromed aluminium</i>	Trasparente Transparent	LED 1W 350mA - 2W 500mA - 3W 700mA	3000K 4000K
	L10510-01 L10510-02	Alluminio anodizzato <i>Die-cast aluminium</i>			3000K 4000K
	L10615-01 L10615-02	Alluminio bianco <i>White aluminium</i>			3000K 4000K
	L10514-01 L10514-02	Acciaio satinato <i>Satin-finished steel</i>			3000K 4000K



 120°	L10516-01 L10516-02	Alluminio cromato <i>Chromed aluminium</i>	Trasparente <i>Transparent</i>	LED 1W 350mA - 2W 500mA - 3W 700mA	3000K 4000K
	L10518-01 L10518-02	Alluminio anodizzato <i>Die-cast aluminium</i>			3000K 4000K
	L10616-01 L10616-02	Alluminio bianco <i>White aluminium</i>			3000K 4000K
	L10522-01 L10522-02	Acciaio satinato <i>Satin-finished steel</i>			3000K 4000K
 120°	L10517-01 L10517-02	Alluminio cromato <i>Chromed aluminium</i>	Satinato <i>Satin-finished</i>	LED 1W 350mA - 2W 500mA - 3W 700mA	3000K 4000K
	L10519-01 L10519-02	Alluminio anodizzato <i>Die-cast aluminium</i>			3000K 4000K
	L10617-01 L10617-02	Alluminio bianco <i>White aluminium</i>			3000K 4000K
	L10523-01 L10523-02	Acciaio satinato <i>Satin-finished steel</i>			3000K 4000K

Accessori <i>Accessories</i>	Codice <i>Code</i>	Descrizione <i>Description</i>
	L00567	Cassaforma Tubo per installazioni in muratura in interni. <i>Tube recessed box for indoor mounting on masonry.</i>
	L00465	Cassaforma per installazioni in suolo drenante (terreno, ciottolato, ecc...). <i>Recessed box for mounting in draining soil (ground, pebblestone, etc.).</i>
	L00466	Cassaforma per esterni. Consente collegamenti elettrici protetti all'acqua. <i>Recessed box for outdoor. Possible waterproof electrical connections inside.</i>

SQUARE SHADE



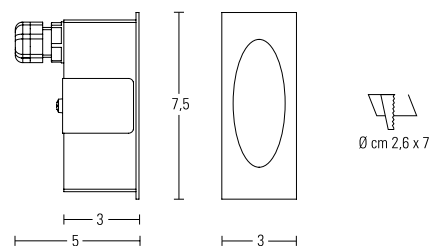
Segnapassi ad incasso per interni ed esterni, installazione a parete e soffitto per illuminazione indiretta. Ottica asimmetrica. Frontale e dissipatore in alluminio. Molla per installazione inclusa.

Recessed pathmarker for indoor/outdoor installation, wall/ceiling mounting for indirect lighting. Asymmetrical optics. Aluminum front and heatsink. Installation spring included.

Signalisateur encastré pour installation en intérieur/extérieur, montage au plafond/mur pour éclairage indirect. Optique asymétrique. Front et dissipateur en aluminium. Ressort pour installation inclu.

Signalizador empotrado para interiores/exteriores, instalacion en pared/techo para iluminacion indirecta. Optica asimétrica. Frente y disipador en aluminio. Muelle par ainstalación incluido.

Dimensioni cm.
Size cm.



Code Code	Finitura Finishing	Potenza Wattage	CCT CCT
L00571-01 L00571-02	Alluminio bianco <i>White aluminium</i>	LED 1W 350mA - 2W 500mA - 3W 700mA	3000K 4000K
L00572-01 L00572-02	Alluminio anodizzato <i>Die-cast aluminium</i>		3000K 4000K
L00579-01 L00579-02	Alluminio cromato <i>Chromed aluminium</i>		3000K 4000K


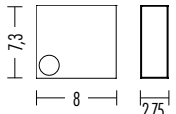


Accessori
Accessories

Dimensioni
Size

Codice
Code

Descrizione
Description

		L00573	Cassaforma per installazioni in muratura in interni ed esterni. Recessed box for indoor and outdoor mounting on masonry.
---	---	--------	---

SQUARE

DUO



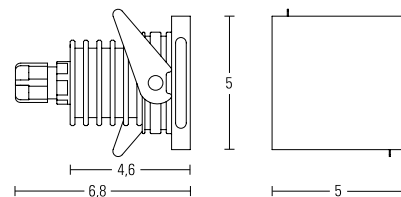
Segnapassi ad incasso per interni, installazione a parete e soffitto.
Struttura in alluminio. Molla per installazione inclusa.

*Recessed pathmarker
for indoor installation,
wall/ceiling mounting
aluminum structure.
Installation spring
included.*

*Signalisateur encastré
pour installation en
intérieur, montage au
plafond/mur corps en
aluminium. Ressort
pour installation inclu.*

*Signalizador empotrado
para interiores,
instalacion en pared/
techo. Cuerpo en
aluminio. Muelle par
ainstalaciòn incluido.*

Dimensioni cm.
Size cm.



Ø cm 4,1

Code Code	Finitura Finishing	Potenza Wattage	CCT CCT
L00587-01 L00587-02	Alluminio cromato <i>Chromed aluminium</i>	LED 1W 350mA - 2W 500mA - 3W 700mA	3000K 4000K
L00589-01 L00589-02	Alluminio anodizzato <i>Die-cast aluminium</i>		3000K 4000K
L00598-01 L00598-02	Alluminio bianco <i>White aluminium</i>		3000K 4000K



Accessori
Accessories

Codice
Code

Descrizione
Description



L00567

Cassaforma Tubo per installazioni in muratura in interni.
Tube recessed box for indoor mounting on masonry.

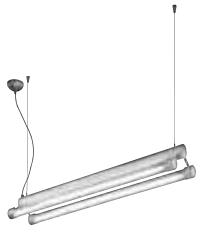
OFFICE

ICE

OFFICE
BUREAU
OFICINA



NEW
LEX
P. 212



STARGLOW
P. 214



VELA
P. 216



NEW
VISTA
P. 220



SUBRA
P. 222



NEW
LETI
P. 226

LEX



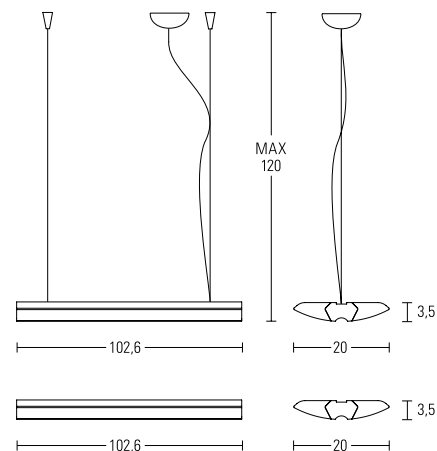
Apparecchio a Led con una struttura portante centrale in alluminio e con la parte in vista in materiale termoplastico. Utilizzabile a sospensione, a plafone, su tesata, singolarmente a parete o a fila continua. Disponibile in due tonalità di luce, calda da 3000K e neutra da 4000K. Flusso pari a 4.000 lumen. Idoneo anche in ambienti con videotermini.

LED Luminaire consisting of aluminium central supporting framework and thermoplastic body. Suitable for suspension mounting, ceiling mounting, on cable, single surface-mounted or as a continous linear system. Available in two colour temperature options, warm 3000K or neutral 4000K. Luminous flux 4000 lumen. Also suitable for application in workplaces equipped with video display terminals.

Appareil à LED composé de charpente centrale de soutien en aluminium et corps en matériel thermoplastique Installation à suspension, plafond, sur câble, comme applique mur individuelle ou en ligne continue. Deux températures de couleur disponibles, lumière chaude 3000K ou neutre 4000K, Flux lumineux de 4000 lumen. Indiqué aussi pour application en lieux de travail avec écrans de visualisation.

Aparato de LED compuesto por amadura central de soporte en aluminio y cuerpo de material termoplástico. Instalación suspendido, a techo, sobre cable o como aplique de pared individual o en línea continua. Disponibles dos temperaturas de color, cálida 3000K o neutra 4000K. Flujo luminoso 4000 lumen. Adecuado para aplicación en ambientes de trabajo con pantallas de visualización.

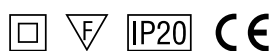
Dimensioni cm.
Size cm.



Fascio Beam angle	Code Code	Versione Version	Potenza Power	CCT CCT	Lumen output Lumen output
	3304000-01 3304000-02	Soffitto <i>Ceiling luminaire</i>	LED 40W	3000K 4000K	4050 4190
	3314000-01 3314000-02	Sospensione <i>Suspension</i>	LED 40W	3000K 4000K	4050 4190



STARGLOW



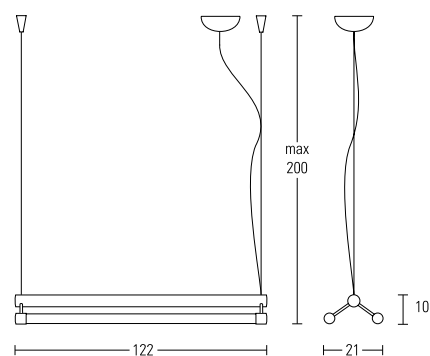
Struttura in alluminio verniciato, possibilità di aggiunta di ottica Dark. Alimentazione diretta 230V (alimentatore multipower integrato). Lunghezza dei cavi regolabile.

Painted aluminium structure, possibility to add Dark optics. 230V direct power supply (built-in multipower ballast). Adjustable cable length.


Structure en aluminium verni, possibilité d'ajouter optique Dark. Alimentation directe 230V (ballast multipuissance intégré). Longueur des câbles réglable

Estructura en aluminio varnizado, posibilidad de añadir optica Dark. Alimentación directa 230V (balastro multipotencia integrado). Altura del cable regulable

Dimensioni cm.
Size cm.



Codice Code	Finitura Finishing	Potenza Wattage
32066	Argento Silver	G5 2x28/54W

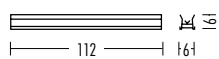


Accessori
Accessories

Dimensioni
Size

Codice
Code

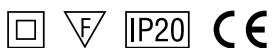
Descrizione
Description



32172

Ottica dark (x2) Dark optics (x2)

VELA



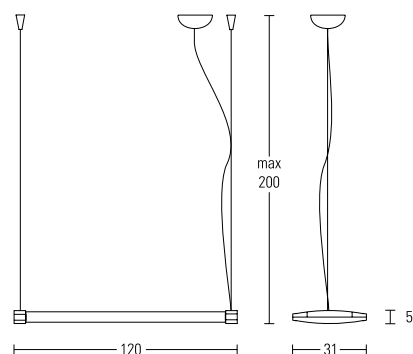
Struttura in materiale termoplastico, possibilità di aggiunta di diffusore in policarbonato o ottica Dark. Alimentazione diretta 230V (alimentatore multipower integrato). Lunghezza dei cavi regolabile.

Thermoplastic material structure, possibility to add polycarbonate diffuser or Dark optics. 230V direct power supply (built-in multipower ballast). Adjustable cable length.

Structure en material thermoplastique, Possibilité d'ajouter un diffuseur en polycarbonate ou optique Dark. Alimentation directe 230V (ballast multipuissance intégré). Longueur des câbles réglable.

Estructura en material termoplastico, posibilidad de añadir un difusor en policarbonato u optica Dark. Alimentación directa 230V (balastro multipotencia integrado). Altura del cable regulable.

Dimensioni cm.
Size cm.



Codice
Code

Finitura
Finishing

Potenza
Wattage

61020

Trasparente/Grigio *Transparent/Grey*

G5 2x28/54W



Accessori <i>Accessories</i>	Dimensioni <i>Size</i>	Codice <i>Code</i>	Descrizione <i>Description</i>
		32169	<i>Diffusore PC Pc Diffuser</i>
		32172	<i>Ottica dark (x2) Dark optics (x2)</i>

STARGLOW



VELA



VISTA



Applique a sezione ridotta con struttura in metallo verniciata a polvere. Fianchi in Policarbonato.

Il diffusore inferiore è in PMMA opale, è ottimizzato per la diffusione uniforme del flusso luminoso.


Il diffusore superiore è in vetro trasparente, temprato.

Wall luminaire with reduced cross-section, consisting of a metal structure with powder-coated paint. Polycarbonate right and left sides. The downward luminous flux is optimized thanks to the opal PMMA diffuser. The diffuser on top is of clear tempered glass.

Applique de coupe transversale petite composée d'une structure en métal avec peinture aux poudres et flancs en polycarbonate. Le flux lumineux en direct est optimisé grâce à un diffuseur en PMMA opal. Le diffuseur en haut est de verre transparent trempé.

Luminaria de pared de corte transversal reducido, compuesta por una armadura en metal barnizada en polvos y flancos en polycarbonato. El difusor inferior de PMMA opal garantiza una difusión del flujo luminoso optimizado e uniforme. El difusor superior es de cristal transparente templado.

Dimensioni cm.
Size cm.



Codice Code	Finitura Finishing	Potenza Power	CCT CCT	Lumen output Lumen output
3203011 3203013	Bianco White Grigio Grey	LED 30W	3000K	2720
3203011/4000 3203013/4000	Bianco White Grigio Grey	LED 30W	4000K	2780
3204811 3204813	Bianco White Grigio Grey	G5 2x24W		

Versione dimmerabile a richiesta *Dimmable version on demand*



SUBRA

APPLIQUE



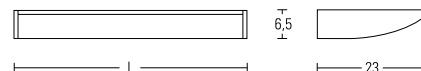
Applique metallica, con fianchi in alluminio. Verniciatura a polvere. Diffusori in vetro. Le sorgenti fluorescenti sono le 2x36W, 2x55W e 2x80W (attacco 2G11). La versione a Led da 30W è disponibile nella temperatura colore di 3000K e 4000K. La variante da terra completa la gamma.

Dimensioni cm.
Size cm.

Wall luminaire made of metal with right and left sides of aluminium. Powder-coat finish. Glass diffusers. Fluorescent sources available with 2x36W, 2x55W and 2x80W and 2G11 lamp cap. 30W LED also available with 3000K and 4000K colour temperatures. The series includes a floor lamp version.

Applique en métal et flancs en aluminium. Peinture aux poudres. Diffuseurs en verre. Les sources fluoréscentes sont disponibles en 2x36W, 2x55W et 2x80W, avec socle 2G11. La version à LED de 30W est disponible avec 2 options de température couleur de 3000K et 4000K. La gamme est complétée par la version sur pied.

Luminaria de pared en metal y flancos de aluminio. Barniz en polvos. Difusores de cristal. Las fuentes fluorescentes se eligen entre 2x36W, 2x55W y 2x80W, con casquillo 2G11. La version de LED 30W está disponible con 2 temperaturas de color de 3000K y 4000K. La gama se completa con la versión de pie.



Fascio Beam angle	Codice Code	Finitura Finishing	Potenza Power	CCT CCT	Lumen output Lumen output	Dimensione Size
▼	1223611 1223631	Bianco White Grigio Grey	2G11 2x36W			L = 53cm
	1325511 1325531	Bianco White Grigio Grey	2G11 2x55W			L = 60cm
	1428011 1428031	Bianco White Grigio Grey	2G11 2x80W			L = 62,5cm
X	1223612 1223632	Bianco White Grigio Grey	2G11 2x36W			L = 53cm
	1325512 1325532	Bianco White Grigio Grey	2G11 2x55W			L = 60cm
	1428012 1428032	Bianco White Grigio Grey	2G11 2x80W			L = 62,5cm
	1223012 1223032	Bianco White Grigio Grey	LED 30W	3000K	2900	L = 53cm
	1223012/4000 1223032/4000	Bianco White Grigio Grey		4000K	3010	

Versioni dimmerabile e emergenza a richiesta Dimmable and emergency version on demand



SUBRA

PIANTANA



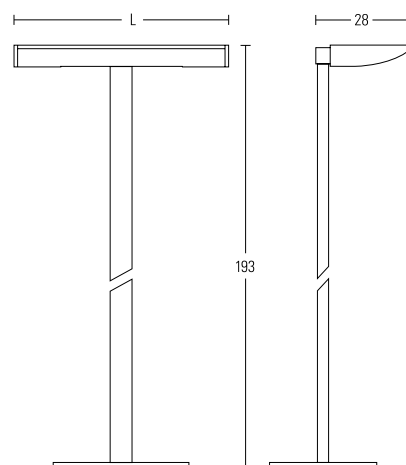
Lampada da terra. Verniciatura a polvere. Diffusori in vetro. Le sorgenti fluorescenti sono le 2x36W, 2x55W e 2x80W (attacco 2G11). La versione a Led da 30W è disponibile nella temperatura colore di 3000K e 4000K.

Floor lamp made of metal with right and left sides of aluminium. Powder-coat finish. Glass diffusers. Fluorescent sources available with 2x36W, 2x55W and 2x80W and 2G11 lamp cap. 30W LED also available with 3000K and 4000K colour temperatures.

Lampadaire en métal et flancs en aluminium. Peinture aux poudres. Diffuseurs en verre. Les sources fluorescentes sont disponibles en 2x36W, 2x55W et 2x80W, avec socle 2G11. La version à LED de 30W est disponible avec 2 options de température couleur de 3000K et 4000K.


Luminaria de pie en metal y flancos de aluminio. Barniz en polvos. Difusores de cristal. Las fuentes fluorescentes se eligen entre 2x36W, 2x55W y 2x80W, con casquillo 2G11. La version de LED 30W está disponible con 2 temperaturas de color de 3000K y 4000K.

Dimensioni cm.
Size cm.



Codice Code	Finitura Finishing	Potenza Power	CCT CCT	Lumen output Lumen output	Dimensione Size
0943612 0943632	Bianco <i>White</i> Grigio <i>Grey</i>	2G11 2x36W			L = 53cm
0945512 0945532	Bianco <i>White</i> Grigio <i>Grey</i>	2G11 2x55W			L = 60cm
0948012 0948032	Bianco <i>White</i> Grigio <i>Grey</i>	2G11 2x80W			L = 62,5cm
943012 943032	Bianco <i>White</i> Grigio <i>Grey</i>	LED 30W	3000K	2900	L = 53cm
943012/4000 943032/4000	Bianco <i>White</i> Grigio <i>Grey</i>		4000K	3010	

Versione dimmerabile a richiesta *Dimmable version on demand*



LETI



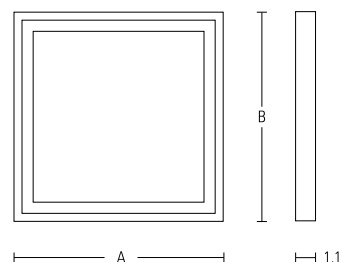
Panel Light a Led, ad alte prestazioni, disponibili nelle dimensioni 300x300mm, 300x600mm, 300x1200mm, 600x600mm e 600x1200mm. Lo spessore è di soli 11mm. La cornice è in metallo verniciato di bianco.

High performing LED panel light, available with 300x300, 300x600mm, 300x1200mm, 600x600mm and 600x1200mm sizes. It's just 11mm thick, The frame is of white painted metal.

Encastré LED pour faux-plafond, disponible dans les tailles 300x300, 300x600mm, 300x1200mm, 600x600mm and 600x1200mm. L'épaisseur n'est que de 11 mm. Le cadre est en métal verni blanc.

Empotrable LED para falso techo, disponible en los tamaños 300x300, 300x600mm, 300x1200mm, 600x600mm and 600x1200mm. Tiene sólo 11mm de espesor. Marco de metal barnizado blanco.

Dimensioni cm.
Size cm.



Codice Code	Finitura Finishing	Potenza Power	CCT CCT	Lumen output Lumen output	Dimensione Size
3504001-01 3504001-02 3504001-03	Bianco <i>White</i>	LED 40W	3000K 4000K 5000K	3250 3560 3650	A = 59,5cm B = 59,5cm
3502001-01 3502001-02	Bianco <i>White</i>	LED 20W	3000K 4000K	1250 1330	A = 29,5cm B = 29,5cm
3703001-01 3703001-02	Bianco <i>White</i>	LED 20W	3000K 4000K	1270 1350	A = 29,5cm B = 59,5cm
3705001-02	Bianco <i>White</i>	LED 50W	4000K	3750	A = 29,5cm B = 119,5cm
3706001-02	Bianco <i>White</i>	LED 60W	4000K	4500	A = 59,5cm B = 119,5cm


Versioni dimmerabile e emergenza a richiesta *Dimmable and emergency version on demand*



Montaggio a soffitto
Ceiling mount

Codice Code	Finitura Finishing	Descrizione Description
3501 3506		<i>Kit sospensione (60x60, 30x30, 30x60) Kit suspension (60x60, 30x30, 30x60). Kit sospensione (30x120) Kit suspension 30x120)</i>
3502 3503 3504 3505	bianco white	<i>Kit per montaggio a soffitto (60x60) Kit ceiling mount (60x60) Kit per montaggio a soffitto (30x120) Kit ceiling mount (30x120) Kit per montaggio a soffitto (30x30) Kit ceiling mount (30x30) Kit per montaggio a soffitto (30x60) Kit ceiling mount (30x60)</i>
3507		<i>Kit molle per controsoffitto Kit springs for false ceiling</i>

LETI



LETI



P
A
R
E
T
E
/
S
O
F
F
I
T
T
O

WALL/CEILING
APPLIQUE/PLAFONNIER
PARED/TECHO



NEW
WOLF
P. 232



PAGE
P. 234



NEW
OLA
P. 236



TRATTO
P. 240



QUADRO
P. 242



NASTRO
P. 244



MOPO
P. 246



PEPPER
P. 250



NEW
WAVE 2.0
P. 252



PLANA SLIM
P. 256



PICTURA
P. 258



CONO
P. 262



BALUN
P. 264



FONTANA
P. 266



MUSE
P. 272



NEW
GEODE EVO
P. 276

WOLF



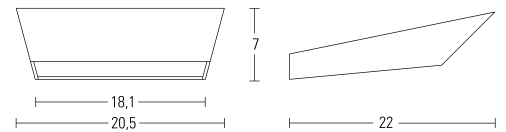
Struttura in fusione di alluminio, verniciatura opaca goffrata.
Alimentazione diretta 230V. Filtro di protezione alle sovratensioni incluso.

Die-cast aluminium structure, mat embossed painting. 230V direct power supply. Overvoltage protection filter included.

Structure en fusion d' aluminium, peinture opaque gaufrée. Alimentation directe 230V. Filtre de protection des survoltages inclu.

Estructura en fusión de aluminio, barnizadura opaca realzada. Alimentación directa 230V. Filtro de protección contra sobrevoltaje incluido.

Dimensioni cm.
Size cm.



Codice Code	Finitura Finishing	Potenza Power	CCT CCT	Lumen output Lumen output
L43120-01 L43121-01 L43122-01	argento <i>silver</i> bianco <i>white</i> nero <i>black</i>	LED 2x9W 230V (DIMM 30% - 100%)	3000K	1500



Finiture
Finishing



argento
silver



bianco
white



nero
black

PAGE



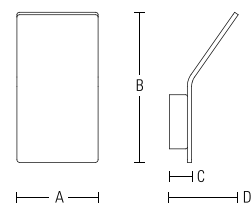
Struttura in alluminio verniciato o cromato. Alimentazione diretta 230V. Filtro di protezione alle sovratensioni incluso.

Painted or chromed aluminium structure. 230V direct power supply. Overvoltage protection filter included.

Structure en aluminium peint et chromé. Alimentation directe 230V. Filtre de protection des survoltages inclu.

Estructura en aluminio varnizado o cromado. Alimentación directa 230V. Filtro de protección contra sobrevoltajes incluido.

Dimensioni cm.
Size cm.



Codice Code	Finitura Finishing	Potenza Power	CCT CCT	Lumen output Lumen output	Dimensioni Size
L55044-01 L55045-01 L55046-01 L55047-01	argento <i>silver</i> bianco <i>white</i> titanio <i>titanium</i> cromo <i>chrome</i>	LED 17W (230V) Dimm. 30% - 100%	3000K	1200	A = 15 cm B = 27,7 cm C = 4,1 cm D = 12,7 cm
L55048-01 L55049-01 L55052-01 L55053-01	argento <i>silver</i> bianco <i>white</i> titanio <i>titanium</i> cromo <i>chrome</i>	LED 13W (230V) Dimm. 30% - 100%	3000K	900	A = 10 cm B = 18,2 cm C = 3 cm D = 8,7 cm



Finiture
Finishing



argento
silver



bianco
white



titanio
titanium



cromo
chrome

OLA



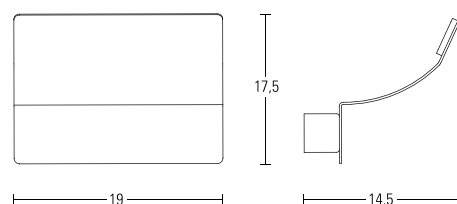
Struttura in alluminio, verniciatura opaca. Alimentazione diretta 230V (alimentatore integrato). Possibilità di installazione ad incasso su pareti in cartongesso o muratura, tramite accessori 15324 e 15323.

Aluminium structure, mat painting. 230V direct power supply (built-in driver). Suitable for recessed mounting in plaster or concrete wall by means of art. 15324 and 15323.


Structure en aluminium, peinture opaque. Alimentation directe 230V (alimentateur intégré). Indiqué pour montage en incasté au mur en gypse ou beton avec art. 15324 et 15323.



Estructura en aluminio, varnizada opaca. Alimentación directa 230V (alimentador integrado). Idóneo para montaje en empotrado en muros en carton piedra o pared con art. 15324 y 15323.

Dimensioni cm.
Size cm.




Codice Code	Finitura Finishing	Potenza Power	CCT CCT	Lumen output Lumen output
L43110-01 L43111-01	argento <i>silver</i> bianco <i>white</i>	LED 13W (230V)	3000K	900



Accessori <i>Accessories</i>	Dimensioni <i>Size</i>	Codice <i>Code</i>	Descrizione <i>Description</i>
	▽△ Foro <i>Hole</i> 16,2 x 3,8	15324	Molle per installazioni in cartongesso <i>Springs for plaster mounting</i>
	▽△ Foro <i>Hole</i> 16,4 x 3,9	15323	Cassaforma + molle per installazioni in muratura <i>Recessed box + springs for concrete wall mounting</i>





TRATTO



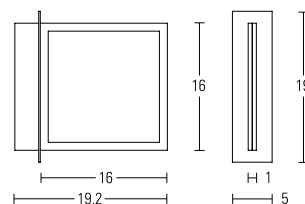
Struttura in fusione di alluminio cromato. Alimentazione diretta 230V (alimentatore integrato). Possibilità di installazione ad incasso su pareti in cartongesso o muratura, tramite accessori 15324 e 15323.

Die-cast chromed aluminium body. 230V direct power supply (built-in driver). Suitable for recessed mounting in plaster or concrete wall by means of art. 15324 and 15323.


Structure en fusion d'aluminium chromé. Alimentation directe 230V (alimentateur intégré). Indiqué pour montage en incastéré au mur en gypse ou beton avec art. 15324 et 15323.



Estructura en fusión de aluminio cromado. Alimentación directa 230V (alimentador integrado). Idóneo para montaje en empotrado en muros en carton piedra o pared con art. 15324 y 15323.

Dimensioni cm.
Size cm.



Codice Code	Finitura Finishing	Potenza Power	CCT CCT	Lumen output Lumen output
L43100-02	chrome <i>chrome</i>	LED 2x3W (230V)	4000K	450



Accessori <i>Accessories</i>	Dimensioni <i>Size</i>	Codice <i>Code</i>	Descrizione <i>Description</i>
	▽△ Foro <i>Hole</i> 16,2 x 3,8	15324	Molle per installazioni in cartongesso <i>Springs for plaster mounting</i>
	▽△ Foro <i>Hole</i> 16,4 x 3,9	15323	Cassaforma + molle per installazioni in muratura <i>Recessed box + springs for concrete wall mounting</i>

QUADRO



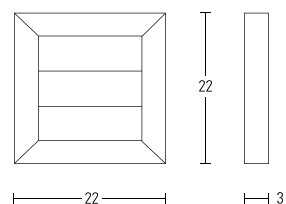
Struttura in metallo verniciato o cromato. Alimentazione diretta 230V. Diffusore in pirex satinato.

Painted or chromed metal structure. 230V direct power supply. Satin-finished pirex diffuser.

Structure en métal peint et chromé. Alimentation directe 230V. Diffuseur en pyrex satiné.

Estructura de metal varnizado o cromado. Alimentación directa 230V. Difusor de pirex satinado.


Dimensioni cm.
Size cm.



Codice Code	Finitura Finishing	Potenza Power
44308 44309	chrome <i>chrome</i> bianco <i>white</i>	R7S 118mm 160W max



Finiture
Finishing

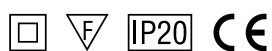


cromo
chrome



bianco
white

NASTRO



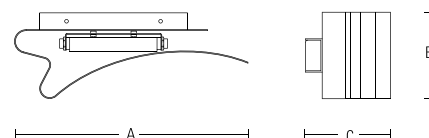
Struttura in acciaio lucidato o metallo verniciato. Disponibile in versione alogena e fluorescente. Alimentazione diretta 230V.

Shiny steel finished or painted metal body. Available in halogen and fluorescent version. 230V direct power supply.



Structure en acier brillant ou métal verni. Disponible en version halogène et fluorescente. Alimentation directe 230V.

Estructura en acero pulido o metal pintado. Disponible en versión halogena y fluorescente. Alimentación directa 230V.

Dimensioni cm.
Size cm.



Codice Code	Finitura Finishing	Potenza Power	Dimensioni Size
45300 45301	acciaio lucido <i>polished steel</i> bianco <i>white</i>	R7S 118mm 160W max	A = 35cm B = 13cm C = 13cm
45304 45305	acciaio lucido <i>polished steel</i> bianco <i>white</i>	G24q-3 26W	
45302 45303	acciaio lucido <i>polished steel</i> bianco <i>white</i>	R7S 118mm 160W max	A = 24cm B = 8cm C = 9cm



Finiture
Finishing

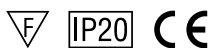


cromo
chrome



bianco
white

MOPO



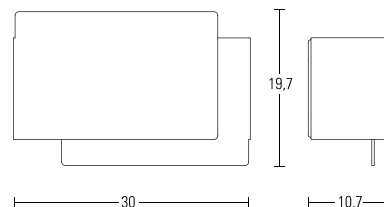
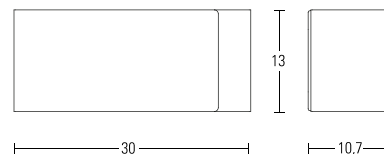
Applique da parete con struttura e schermi realizzati in metallo verniciato. Disponibile anche nella versione in acciaio supermirror con funzione memo. Due sono le configurazioni disponibili: simmetrica e asimmetrica.

Wall luminaire consisting of structure and shades made of painted metal. Also available with supermirror steel shades with memo function. Two versions available: symmetrical and asymmetrical shades

Applique composé de structure et écrans réalisés en métal verni. Disponible aussi dans la version acier supermirror avec fonction mèmò. Deux versions disponibles: symétrique et asymétrique.

Luminaria de pared compuesta por amadura y pantallas fabricadas en metal barnizado. Disponible en versión acero supermirror con función memorando. Disponible en dos versiones: simétrico y asimétrico.


Dimensioni cm.
Size cm.



Versione Version	Codice Code	Finitura Finishing	Potenza Power
	1202510 1202511 1202512	super mirror <i>super mirror</i> bianco <i>white</i> nero <i>black</i>	R7S 118mm 120W max
	1202710 1202711 1202712	super mirror <i>super mirror</i> bianco <i>white</i> nero <i>black</i>	E27 FBT MAX 23W
	1212510 1212511 1212512	super mirror <i>super mirror</i> bianco <i>white</i> nero <i>black</i>	R7S 118mm 120W max
	1212710 1212711 1212712	super mirror <i>super mirror</i> bianco <i>white</i> nero <i>black</i>	E27 FBT MAX 23W



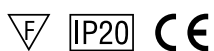
NASTRO



MOPO



PEPPER



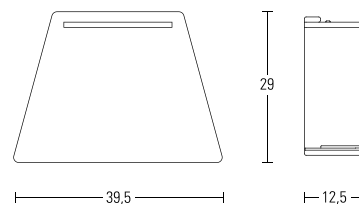
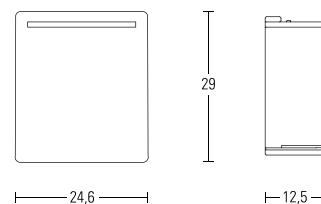
Applique con base in metallo verniciata a polvere, di colore bianco. Gli schermi, a copertura della base, sono componibili e realizzati in PMMA filo lucido. Disponibili in diverse versioni, per forma e colore, sono intercambiabili tra loro.



Wall luminaire with base made of white powder-painted metal. The sectional shades, covering the base, are made of PMMA with polished edges. Several versions available for shape and finish, interchangeable one other.

Applique avec base en métal avec peinture blanche en poudres. Les Écrans modulaires, couvrent la base et sont réalisés en PMMA avec bords polis. Disponibles en deux finitions et deux formes, ils sont interchangeables entre eux.

Luminaria de pared con base de metal barnizado blanco en polvos. Las pantallas modulares cubren la base y son fabricados en PMMA con bordes limpios. Disponibles con dos formas y acabados, se pueden intercambiar entre ellos.

Dimensioni cm.
Size cm.



Versione Version	Codice Code	Finitura Finishing	Potenza Power
	2802711 2802712	satinato <i>satin-finished</i> nero <i>black</i>	E27 MAX 23W
	2802721 2802722	satinato <i>satin-finished</i> nero <i>black</i>	E27 MAX 23W



WAVE 2.0



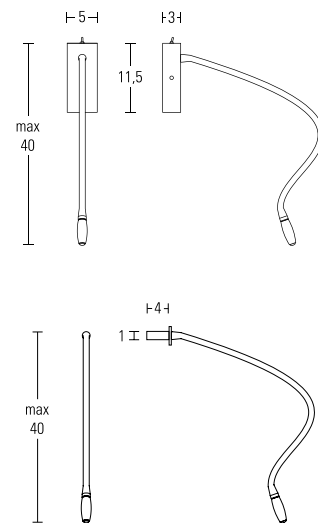
Tubo flessibile bianco, corpo sorgente in alluminio anodizzato.
Versione a parete con base integrata (alimentatore incluso) o versione ad incasso (alimentatore non incluso) adatta per fissaggio su mensole, pannelli e specchi, in posizione orizzontale o verticale.

White flexible tube, die-cast aluminium light source body. Wall mounting version with integrated base (driver included) or recessed mounting version (driver not included) suitable for mounting on shelves, panels and mirrors, both in horizontal or vertical position.


Tubulure flexible blanche, corps de la source en aluminium anodisé. Version pour montage au mur avec base intégrée (alimentateur inclu), our version à encastrer (alimentateur pas inclu) adapte pour montage sur étagère, panneaux et miroirs, soit en position verticale et horizontale.

Tubo flexible blanco, cuerpo de la surgente en aluminio anodizado. Version para instalaciòn en pared con basis integrada (alimentador incluido) o en empotrado (alimentador no incluido) adapto para instalaciòn en repisas, paneles y espejos, en posiciòn vertical o horizontal.

Dimensioni cm.
Size cm.



Versione Version	Fascio Beam angle	Codice Code	Finitura Finishing	Potenza Power	CCT CCT	Lumen output Lumen output
	 120°	L42914-01 L42914-02	bianco + satinato white + satin-finished	LED 2W 230V Driver incluso Driver included	3000K 4000K	75 90
	 120°	L42916-01 L42916-02	bianco white	LED 2W 500mA Driver non incluso Driver non included	3000K 4000K	75 90



Nuovo sistema di connessione, facile e sicuro
New easy and safe system connection



PEPPER



WAVE



PLANA SLIM



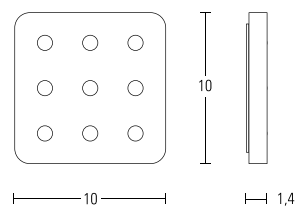
Struttura in metacrilato serigrafato. Dissipatore in alluminio ultrapiatto. Necessita di alimentatore remoto o ad incasso.


Structure in silk-screen methacrylate. Ultraflat aluminium heatsink. Surface mounting, remote or built-in driver.

Structure en metacrylat sérigraphé. Dissipateur en aluminium ultra plat. Montage en surface, alimentateur encastré ou remote.

Estructura en metacrilato serigrafado. Disipador en aluminio ultraplano. Instalaciòn en superficie, alimentador empotrado o remote.

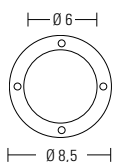
Dimensioni cm.
Size cm.



Fascio Beam angle	Codice Code	Finitura Finishing	Potenza Power	CCT CCT	Lumen output Lumen output
 40°	L21738-01 L21738-02	metacrilato serigrafato <i>silk-screen methacrylate</i>	LED 9x1W 12V DC	3000K 4000K	530 600



Info tecniche
Technical info



Il prodotto si posiziona sulla superficie aderendo all'anello di fissaggio mediante calamite
The product is fixed to the surface ring by means of magnets

PICTURA



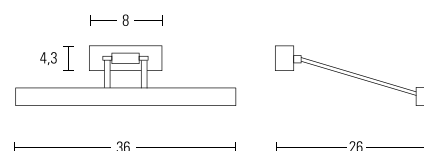
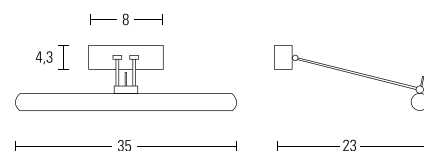
Struttura in metallo cromato. Braccio orientabile. Alimentazione diretta 230V.

Chromed metal body. Adjustable arm. 230V direct power supply.

Structure en metal chromé ou doré. Bras mobile. Alimentation directe 230V.

Estructura en metal cromado u dorado. Brazo movil. Alimentación directa 230V.

Dimensioni cm.
Size cm.



Versione Version	Codice Code	Finitura Finishing	Potenza Power	Lumen output Lumen output
	12144	chrome <i>chrome</i>	G9 2x40W	330
	12115	chrome <i>chrome</i>	G9 2x40W	330



PLANA SLIM



PICTURA



CONO



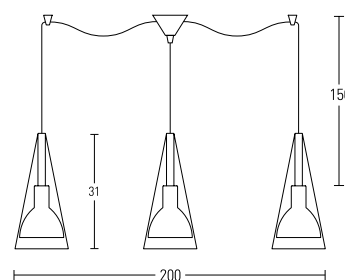
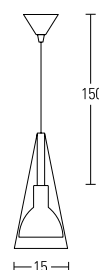
Struttura in metallo e alluminio anodizzato, diffusore in vetro.
Alimentazione diretta 230V. Versione a LED con alimentatore integrato. Lunghezza dei cavi regolabile.

Metal and anodized aluminium structure, glass diffuser. 230V direct power supply. LED version with built-in driver. Adjustable cable length.

Structure en métal et aluminium anodisé, diffuseur en verre. Alimentation directe 230V. Version LED avec alimentateur intégré. Longueur des câbles réglable.

Estructura de metal y aluminio anodizado, difusor de cristal. Alimentación directa 230V. Version LED con alimentador integrado. Altura del cable regulable.

Dimensioni cm.
Size cm.



Versione Version	Codice Code	Finitura Finishing	Potenza Power	CCT CCT
	L50722-01	alluminio anodizzato <i>anodized aluminium</i>	LED 3x1W 230V	3000K
	50722/E	alluminio anodizzato <i>anodized aluminium</i>	E14 60W MAX	
	50724/E	alluminio anodizzato <i>anodized aluminium</i>	3xE14 60W MAX	



BALUN



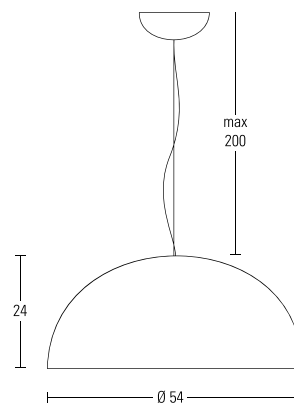
Corpo in metacrilato colorato, diffusore sferico opalino.
Alimentazione diretta 230V. Lunghezza dei cavi regolabile.

*Coloured methacrylate
body, spherical
opal diffuser. 230V
direct power supply.
Adjustable cable length.*

*Corps en méthacrylique
coloré, diffuseur
sphérique opalin.
Alimentation directe
230V. Longueur des
câbles réglable.*

*Cuerpo de metacrilato
pintado, difusor esférico
opalino. Alimentación
directa 230V. Altura del
cable regulable.*

Dimensioni cm.
Size cm.



Codice Code	Finitura Finishing	Potenza Power
51000 51001 51002 51003 51004 51008 51009	rosso <i>red</i> arancio <i>orange</i> azzurro <i>blue</i> grigio <i>grey</i> bianco <i>white</i> nero <i>black</i> fucsia <i>fucsia</i>	E27 FTB 24W MAX



Finiture
Finishing



rosso
red



arancione
orange



azzurro
blue



trasparente
transparent



bianco
white



nero
black



viola
violet

FONTANA

96L



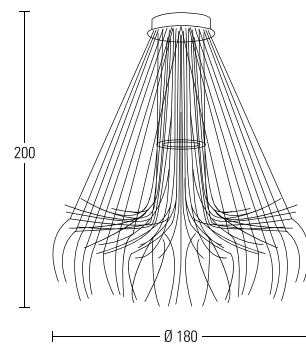
Struttura in metallo cromato con apertura dei bracci regolabile.
Alimentazione integrata (versione LED 100V-240V).

Chrome-plated metal structure with adjustable arm opening. Built-in power supply (LED version 100V-240V).

Structure en métal chromé avec ouverture réglable des bras. Alimentateur intégré. (version LED 100V-240V).

Estructura de metal cromado con apertura de los brazos ajustables. Alimentador integrado. (version LED 100V-240V).

Dimensioni cm.
Size cm.



Codice Code	Finitura Finishing	Potenza Power	CCT CCT	Lumen output Lumen output
50763	chrome <i>chrome</i>	G4 96x10W	<input type="checkbox"/>	lampadine incluse <i>bulbs included</i> 12480
L50763-01	chrome <i>chrome</i>	LED 96x1W	3000K	5960



FONTANA

48/24L



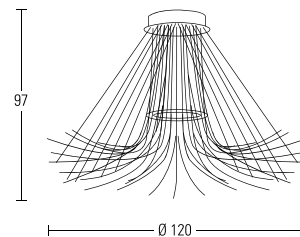
Struttura in metallo cromato con apertura dei bracci regolabile.
Alimentazione integrata.



Chrome-plated metal structure with adjustable arm opening. Built-in power supply

Structure en métal chromé avec ouverture réglable des bras. Alimentateur intégré

Estructura de metal cromado con apertura de los brazos ajustables. Alimentador integrado.

Dimensioni cm.
Size cm.



Codice Code	Finitura Finishing	Potenza Power	CCT CCT	Lumen output Lumen output
L50753-01	cromo <i>chrome</i>	LED 48x1W	3000K	2980
50753	cromo <i>chrome</i>	G4 48x10W	 lampadine incluse <i>bulbs included</i>	6240
L50752-01	cromo <i>chrome</i>	LED 24x1W	3000K	1490
50752	cromo <i>chrome</i>	G4 24x20W	 lampadine incluse <i>bulbs included</i>	7640



FONTANA

48/24L H65



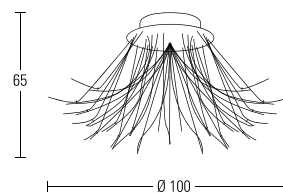
Struttura in metallo cromato con apertura dei bracci regolabile.
Alimentazione integrata.

Chrome-plated metal structure with adjustable arm opening. Built-in power supply

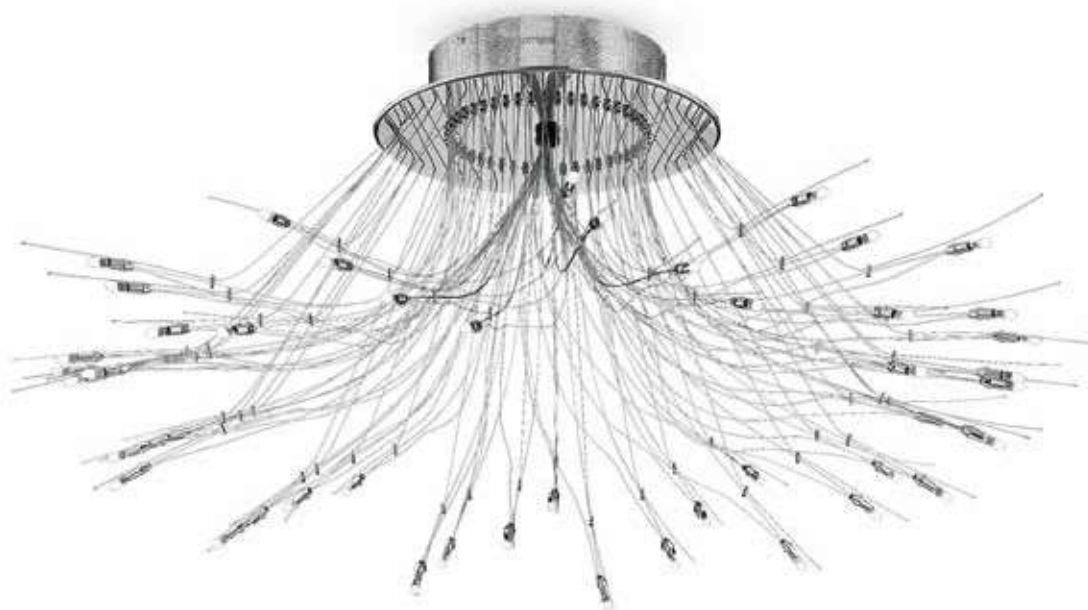
Structure en métal chromé avec ouverture réglable des bras. Alimentateur intégré

Estructura de metal cromado con apertura de los brazos ajustables. Alimentador integrado.

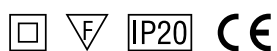
Dimensioni cm.
Size cm.



Codice Code	Finitura Finishing	Potenza Power	CCT CCT	Lumen output Lumen output
50760	cromo <i>chrome</i>	G4 24x20W	lampadine incluse <i>bulbs included</i>	6240
50761	cromo <i>chrome</i>	G4 48x10W	lampadine incluse <i>bulbs included</i>	6240



MUSE



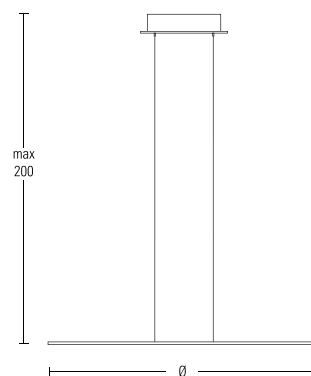
Struttura in metallo cromato con inclinazione dei cerchi graduabile.
Cavi di sostegno a lunghezza regolabile. Trasformatore integrato.

Chrome-plated metal structure, rings with adjustable opening. Supporting cables can be adjusted to desired length. Built-in transformer.

Structure en métal chromé avec ouverture réglable des cercles. Câbles de support de longueur réglable. Transformateur intégré.

Estructura de metal cromado con apertura graduable de los aros. Cables de sustentación de longitud regulable. Transformador integrado.

Dimensioni cm.
Size cm.




Codice Code	Finitura Finishing	Potenza Power	CCT CCT	Lumen output Lumen output	Dimension Size
62020	alluminio anodizzato anodized aluminium	G4 30x10W	lampadine incluse bulbs included	3900	Ø = 85cm
62023	alluminio anodizzato anodized aluminium	G4 48x10W	lampadine incluse bulbs included	6240	Ø = 130cm



FONTANA



MUSE



GEODE EVO



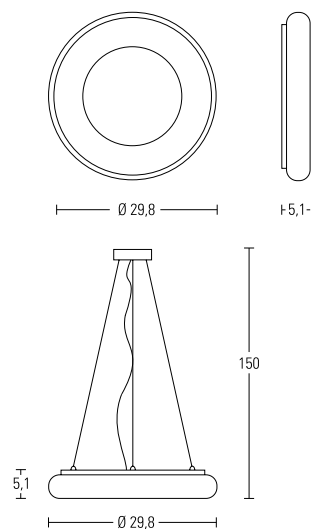
Apparecchio da interno in materiale termoplastico. Sorgente a Led con alimentazione diretta a 230V. Driver elettronico incluso. Dimmerabile.



Indoor luminaire made of thermoplastic material. LED source with 230V direct power supply. Electronic driver included. Dimmable.


Appareil pour intérieur en matériel thermoplastique. Source LED avec alimentation directe 230V. Alimentateur électronique inclus. Gradable

Luminaria para interior en material termoplástico. Fuente LED con alimentación directa 230V. Alimentador electrónico incluido. Regulable.

Dimensioni cm.
Size cm.



Versione Version	Codice Code	Finitura Finishing	Potenza Power	CCT CCT	Lumen output Lumen output
	56003-01	argento silver	LED 25W	3000K	1850
	56003-02			4000K	2000
	56103-01	argento silver	LED 25W	3000K	1850
	56103-02			4000K	2000



GIA RD INO

GARDEN
JARDIN
JARDÍN



AREA
P. 280



PLUVIUM
P. 282



OLIMPIA
P. 286



DISCOVERY
P. 288



GEO
P. 294



TELUS
P. 298



PALI
P. 298

AREA



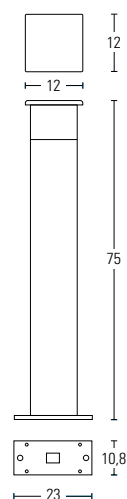
Apparecchio da giardino E27, con struttura in estruso d'alluminio verniciato con polveri termoindurenti e diffusore in policarbonato opale.

Dimensioni cm.
Size cm.

E27 Garden post, with extruded aluminium column painted with thermosetting powders and diffuser of opal polycarbonate.

Borne E27 pour jardins, avec colonne en aluminium extrudé, peinture aux poudres thermodurcissables et diffuseur en polycarbonate opalin.

Baliza E27 para jardines, con columna en aluminio extrusionado barnizada con polvos termoendurecidos y difusor en policarbonato opal.



Codice Code	Finitura Finishing	Potenza Power
582712 582719	nero <i>black</i> grigio <i>grey</i>	E27 FBT 23W MAX



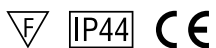
Accessori
Accessories

Codice
Code

Descrizione
Description

	1610	Staffa di fissaggio a terra Ground mounting bracket
---	------	--

PLUVIUM



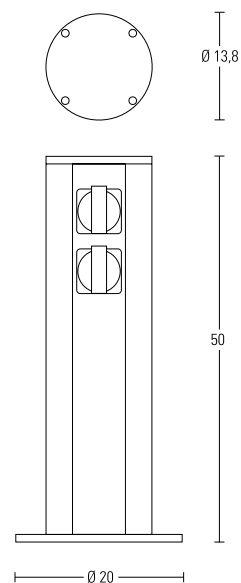
Paletto di servizio con due prese tipo schuko e scatola di connessione. Carico massimo di 1000W. La struttura è in estruso d'alluminio verniciato con polveri termoindurenti.

Outdoor pole equipped with 2 Shuko sockets and junction box. Maximum power draw 1000W. The column is made of extruded aluminium painted with thermosetting powders.

Poste pour l'extérieur muni de 2 prises Schuko et boîte de dérivation. Puissance maximale à tirer 1000W. La colonne est fabriquée en aluminium extrudé avec peinture aux poudres thermodurcissables.

Poste para exterior con 2 enchufes Schuko y caja de conexión. Carga máxima 1000W. Columna en aluminio extrusionado barnizada con polvos termoendurecidos. aluminio.

Dimensioni cm.
Size cm.



Codice Code	Finitura Finishing	Potenza Power
1212 1219	nero black grigio grey	1000W MAX



2 prese Schuko
2 socket Schuko.



Scatola di derivazione
Branch joint box

AREA

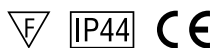


PLUVIUM



OLIMPIA

ADATTATORI PER PALO D=60mm A PAG 303



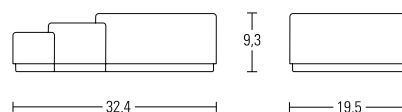
Apparecchio da esterno costituito da una doppia struttura in nylon, installabile sia su pali d=60mm che a parete con apposito braccio. Particolarmente adatto per l'illuminazione di percorsi pedonali o ciclabili. Conforme alle norme relative all'inquinamento luminoso.

Outdoor luminaire consisting of a double structure of nylon, for application on 60mm diameter poles and on wall in conjunction with bracket, sold separately. Especially suitable for pedestrian paths or cycle tracks. It's light pollution standards compliant.

Appareil pour l'extérieur composé d'une double structure de nylon, pour application sur poteaux de 60 mm diamètre et à mur avec bras, à commander à part. Particulièrement indiqué pour l'éclairage de chemins piétons et pistes cyclables. Conforme aux normes de la pollution lumineuse.

Luminaria para exterior compuesto por una doble amadura en nylon, para aplicación en poste de 60 mm de diámetro y a pared con brazo que se pide por separado. Ideal para caminos peatonales y ciclistas, Conforme a las normas de la polución luminosa.

Dimensioni cm.
Size cm.



Codice
Code

Finitura
Finishing




Potenza
Power

1602702
1602703

nero black
grigio grey

E27 FBT 23W MAX



Accessori <i>Accessories</i>	Codice <i>Code</i>	Description <i>Description</i>
	16072 16073	Braccio <i>Bracket arm</i>
	2412 2413	Supporto angolare per 1 braccio <i>Corner wall bracket adapter</i>
	2422 2423	Supporto angolare per 2 bracci <i>Double arm wall bracket support</i>

DISCOVERY



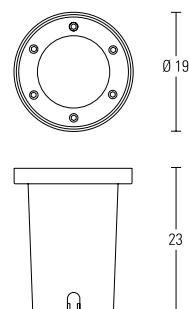
Incasso a terra calpestabile, costituito da corpo e diffusore in policarbonato. L'anello di chiusura è in acciaio inox. Il prodotto è IP67, si installa con apposita controcassa e necessita di drenaggio.

Ground recessed luminaire for pedestrian areas, consisting of polycarbonate body and diffuser. The closing trim is of stainless steel. It's an IP67 luminaire which shall be installed with relevant recess box and needs a proper drainage.

Encastrable au sol pour zones piétonnes, composé de corps et diffuseur en polycarbonate. La colerette de fermeture est en acier inox. Le produit est IP67, on l'installe avec son boîtier et nécessite de drainage.

Empotrable en suelo para tránsito peatonal, compuesto por cuerpo y difusor en policarbonato. El aro de cierre es en acero inoxidable. La luminaria es IP67, la instalación precisa su caja empotrable y drenaje.

Dimensioni cm.
Size cm.




Codice Code	Finitura Finishing	Potenza Power
422711	Diffusore policarbonato <i>Polycarbonate diffuser</i>	E27 FBT 23W MAX
432711	Diffusore vetro <i>Glass diffuser</i>	E27 FBT 23W MAX



Accessori
Accessories

Codice
Code

Description
Description

	2832	Griglia frangiluce Anti-glare grill
---	------	--

DISCOVERY PLUS



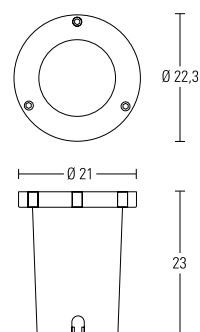
Incasso a terra calpestabile, costituito da corpo e diffusore in policarbonato. L'anello di chiusura è in acciaio inox.
Il prodotto è IP67, si installa con apposita controcassa e necessita di drenaggio.

Dimensioni cm.
Size cm.

Ground recessed luminaire for pedestrian areas, consisting of polycarbonate body and diffuser. The closing trim is of stainless steel. It's an IP67 luminaire which shall be installed with relevant recess box and needs a proper drainage.

Encastrable au sol pour zones piétonnes, composé de corps et diffuseur en polycarbonate. La colerette de fermeture est en acier inox. Le produit est IP67, on l'installe avec son boîtier et nécessite drainage.

Empotrable en suelo para tránsito peatonal, compuesto por cuerpo y difusor en policarbonato. El aro de cierre es en acero inoxidable. La luminaria es IP67, la instalación precisa su caja empotrable y drenaje.




Codice Code	Finitura Finishing	Potenza Power
992711	Diffusore policarbonato <i>Polycarbonate diffuser</i>	E27 FBT 23W MAX



Accessori
Accessories

Codice
Code

Description
Description

	2832	Griglia frangiluce Anti-glare grill
---	------	--

OLIMPIA



DISCOVERY



GEO

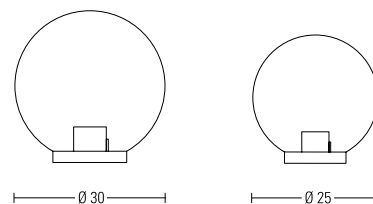
Tradizionale sistema d'illuminazione, con sfere di diverso diametro, per l'arredo urbano. Sfere in PMMA e accessori in Nylon. Installabile su pali d=60mm e con gli appositi accessori, anche a parete.

Dimensioni cm.
Size cm.



Traditional lighting system suitable for street furniture application, fully accessoried with globes of different diameters. Globes of PMMA and accessories of nylon. Installation on 60mm diameter poles and on wall with relevant accessories, sold separately.

Système d'éclairage traditionnel pour mobilier urbain composé de globes de différents diamètres. Globes en PMMA et accessoires en nylon. Installation sur mâts diamètre 60mm et au mur avec les accessoires appropriés.

Sistema de alumbrado tradicional para mobiliario urbano con globos de diferentes diámetros. Globos en PMMA y accesorios en nylon. Instalación sobre postes de 60mm de diámetro y también en pared con los accesorios apropiados.



Dimensione Size	Codice Code	Dimensione Dimension	Finitura Finishing
	2250 2251 2252 2253	D = 250mm	trasparente <i>transparent</i> opale <i>opal</i> fumè <i>smoked</i> metallizzato <i>metallized</i>
	2260 2261 2262 2263	D = 300mm	trasparente <i>transparent</i> opale <i>opal</i> fumè <i>smoked</i> metallizzato <i>metallized</i>

Accessori Accessories	Codice Code	Finitura Finishing	Dimensione Dimension	Potenza Power
	2102 2103	nero <i>black</i> grigio <i>grey</i>	D = 250mm	E27 FBT 23W MAX
	2122 2123	nero <i>black</i> grigio <i>grey</i>	D = 300mm	E27 FBT 23W MAX



Finiture
Finishing



trasparente
transparent



opale
opal



fumè
smoked



metallizzato
metallized

GEO ACCESSORI

PARETE

ADATTATORI PER PALO D=60mm A PAG 303



Accessori Accessories	Codice Code	Finitura Finishing	Descrizione Description
	2282 2283	nero <i>black</i> grigio <i>grey</i>	Braccio in nylon-fibra di vetro, ad alta resistenza, possibilità di montaggio direttamente a parete e su palo con accessori <i>Bracket arm made of high resistance nylon Fiberglass Direct wall mounting or pole mounting with accessories</i>
	2412 2413	nero <i>black</i> grigio <i>grey</i>	Supporto angolare per 1 braccio <i>Corner wall bracket adapter</i>
	2422 2423	nero <i>black</i> grigio <i>grey</i>	Supporto angolare per 2 bracci <i>Double arm wall bracket support</i>



TELUS



Sistema d'illuminazione specifico per l'arredo Urbano, dalla forma innovativa. Diffusori e coperture in policarbonato, accessori in Nylon. Installabile su pali d=60mm e con l'apposito braccio, anche a parete.

Contemporary lighting system particularly suitable for street furniture.

Diffusers and end caps made of polycarbonate, accessories made of Nylon.

Suitable for 60mm diam. pole mounting and on wall with relevant accessory, sold separately.

Système d'éclairage au design moderne spécifique pour mobilier urbain.

Diffuseurs et couvertures en polycarbonate, accessoires en Nylon.

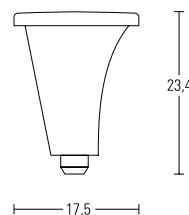
Possibilité d'installation sur mât diam. 60mm et au mur avec bras, à commander à part.

Sistema de alumbrado de forma moderna apto para el mobiliario urbano.

Difusores y tapas en policarbonato, accesorios en Nylon.

Se puede instalar sobre poste de 60mm diám. y a pared con brazo, que se piden por separado.

Dimensioni cm.
Size cm.



Codice Code	Finitura Finishing	Potenza Power
1092702 1092703	trasparente/nero <i>transparent/black</i> trasparente/grigio <i>transparent/grey</i>	E27 FBT 33W MAX
1092712 1092713	opale/nero <i>opal/black</i> opale/grigio <i>opal/grey</i>	
1092722 1092723	fumè/nero <i>smoked/black</i> fumè/grigio <i>smoked/grey</i>	



Finiture
Finishing



trasparente
transparent



opale
opal



fumè
smoked

TELUS ACCESSORI PARETE

ADATTATORI PER PALO D=60mm A PAG 303







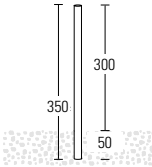
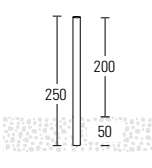
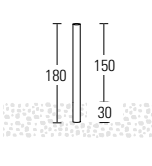
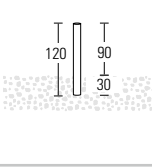
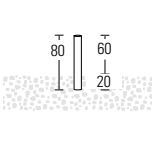
Accessori Accessories	Codice Code	Finitura Finishing	Descrizione Description
	2272 2273	nero <i>black</i> grigio <i>grey</i>	Braccio in nylon-fibra di vetro, ad alta resistenza, possibilità di montaggio direttamente a parete e su palo con accessori <i>Bracket arm made of high resistance nylon Fiberglas Direct wall mounting or pole mounting with accessories</i>
	2422 2423	nero <i>black</i> grigio <i>grey</i>	Supporto angolare per 2 bracci <i>Double arm wall bracket support</i>
	2412 2413	nero <i>black</i> grigio <i>grey</i>	Supporto angolare per 1 braccio <i>Cornet wall bracket adapter</i>



PALI TONDI

D = 60mm

Dimensioni Size	Codice Code	Dimensioni Size	Finitura Finishing	Descrizione Description
	23180	h 180cm	nero <i>black</i>	Policarbonato <i>Polycarbonate</i>
	23120	h 120cm	nero <i>black</i>	Policarbonato <i>Polycarbonate</i>
	23080	h 80cm	nero <i>black</i>	Policarbonato <i>Polycarbonate</i>
	2312 2313		nero <i>black</i> grigio <i>grey</i>	Base per palo diam. 60 <i>Base for 60 diameter pole</i>




Dimension Size	Codice Code	Dimensioni Size	Finitura Finishing	Descrizione Description
	0542 0543	h 350cm	nero <i>black</i> grigio <i>grey</i>	Alluminio <i>Aluminium</i>
	0532 0533	h 250cm	nero <i>black</i> grigio <i>grey</i>	Alluminio <i>Aluminium</i>
	0522 0523	h 180cm	nero <i>black</i> grigio <i>grey</i>	Alluminio <i>Aluminium</i>
	0512 0513	h 120cm	nero <i>black</i> grigio <i>grey</i>	Alluminio <i>Aluminium</i>
	0502 0503	h 80cm	nero <i>black</i> grigio <i>grey</i>	Alluminio <i>Aluminium</i>

ADATTATORI PER PALI D = 60mm



	Codice Code	Finitura Finishing	Descrizione Description
	2352 2353	nero <i>black</i> grigio <i>grey</i>	Accessorio testa palo 1 braccio <i>Accessories pole head 1 arm</i>
	2362 2363	nero <i>black</i> grigio <i>grey</i>	Accessorio testa palo 2 bracci <i>Pole head accessories 2 arms</i>
	2372 2373	nero <i>black</i> grigio <i>grey</i>	Accessorio testa palo 3 bracci <i>Pole head accessories 3 arms</i>



	Codice Code	Finitura Finishing	Descrizione Description
	2382 2383	nero <i>black</i> grigio <i>grey</i>	Supporto passante per 1 braccio <i>Through support for 1 arm</i>
	2392 2393	nero <i>black</i> grigio <i>grey</i>	Supporto passante per 2 bracci <i>Through support for 2 arms</i>
	2402 2403	nero <i>black</i> grigio <i>grey</i>	Supporto passante per 3 bracci <i>Through support for 3 arms</i>
	2322 2323	nero <i>black</i> grigio <i>grey</i>	Tappo di chiusura per palo Ø 60 mm <i>End cap for Ø 60 mm pole</i>

TELUS



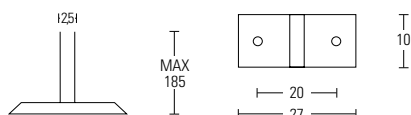


PALO QUADRO 108x108mm

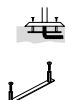


Dimension Size	Codice Code	Dimensioni Size	Finitura Finishing	Descrizione Description
	5230 5232	h 350cm	grigio <i>grey</i> nero <i>black</i>	Alluminio <i>Aluminium</i>

PALO RETTANGOLARE



Dimension Size	Codice Code	Dimensioni Size	Finitura Finishing
 50	0211 0212 0213	h 50cm	bianco <i>white</i> nero <i>black</i> grigio <i>grey</i>
 100	0221 0222 0223	h 100cm	bianco <i>white</i> nero <i>black</i> grigio <i>grey</i>
 185	0231 0232 0233	h 185cm	bianco <i>white</i> nero <i>black</i> grigio <i>grey</i>

Accessori Accessories	Codice Code	Descrizione Description
	1610	Staffa di fissaggio a terra <i>Ground mounting bracket</i>

RE
SID
ENZ
IA
LE

RESIDENTIAL
RÉSIDENTIEL
RESIDENCIAL



NEW
ERA
P. 314



GEODE
P. 316



NEW
SCIC
P. 318



NEW
SARIEL
P. 320



NEW
KALLIOPE
P. 324



NEW
TANDEM
P. 326



NEW
REKORD
P. 328



PLANA
P. 332



MIT
P. 334



SET
P. 336



PLANET
P. 338



ANIEL
P. 340



KLIO
P. 344



TUREL
P. 346



POP
P. 348



AQUA
P. 350



NEW
TRIPLO
P. 354



TETRIS
P. 356



DOMINO
P. 358



VISUS
P. 362



POLIEDRA
P. 364



TECHA
P. 368



CHIROS
P. 370



GRAFOS
P. 372



KIT
P. 374



DISPLAY
P. 378



REFLEX
P. 380



CUADRO
P. 382



CUADRO REFLEX
P. 386



INPUT
P. 388



REFLEX MIDI
P. 390



LINE
P. 394



LINE REFLEX
P. 396



INSIT
P. 398



INSIT MINI
P. 400



MAUS
P. 404



NEW

RONDO
P. 406



EXEL
P. 408



EXTRA
P. 412



EXTRA TEKNO
P. 414



EXLED
P. 416



NEW

THIN
P. 420



ERA



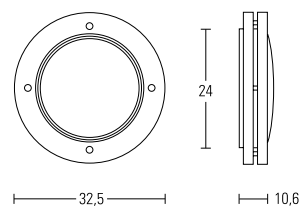
Plafoniera tonda per esterno/interno, in alluminio pressofuso. Base e anello verniciati a polvere. Il vetro è acidato. Viti in acciaio inox. Disponibili, a richiesta, gli accessori visiera e griglia.

Round-shaped Wall/ ceiling luminaire for outdoor and indoor, made of die cast aluminium. Base and ring with powder coat finish. The glass is acid-etched, the screws are of stainless steel. Available, on demand, eyelid and grill accessories.

Plafonnier ou applique rond pour extérieur et intérieur, en fonte d'aluminium. Base et anneau avec couche de peinture aux poudres. Le verre est acidifié. Les vis en acier inox. Accessoires visière et grille disponibles sur demande.

Lumiaría de pared y techo para exterior e interior, de aluminio inyectado. Base y aro barnizados con polvos. El cristal es matizado al -cido, los tornillos en acero inoxidable. Disponibles, bajo pedido, accesorios visera y rejilla.

Dimensioni cm.
Size cm.



Codice Code	Finitura Finishing	Potenza Power	CCT CCT	Lumen output Lumen output
621214	antracite <i>anthracite</i>	LED 12W	3200K	1320
621219	grigio <i>grey</i>			
622714	antracite <i>anthracite</i>	E27 FTB 20W MAX		
622719	grigio <i>grey</i>			
623614	antracite <i>anthracite</i>	G24q-2 2x18W		
623619	grigio <i>grey</i>			
631814	antracite <i>anthracite</i>	G24q-2 18W Emergenza permanente <i>Maintained emergency</i>		
631819	grigio <i>grey</i>			



Accessori
Accessories

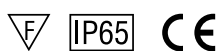
Codice
Code

Finitura
Finishing

Descrizione
Description

	6224 6229	antracite <i>anthracite</i> grigio <i>grey</i>	Visiera in alluminio pressofuso verniciato <i>Visor of varnished die-cast aluminium</i>
	6234 6239	antracite <i>anthracite</i> grigio <i>grey</i>	Griglia in alluminio pressofuso verniciato <i>Grill of varnished die-cast aluminium</i>

GEODE



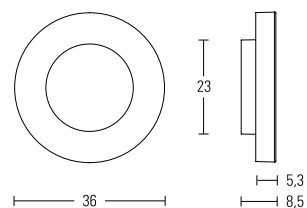
Struttura in PC trasparente o verniciato, diffusore in policarbonato satinato. Alimentazione diretta 230V (alimentatore elettronico incluso).

Structure in transparent or painted PC, stain-finished polycarbonate diffuser. 230V direct power supply (electronic ballast included).

Structure en PC transparent ou verni, diffuseur en polycarbonate satiné. Alimentation directe 230V (ballast électronique inclu).

Estructura en PC transparente o varnizado, difusor en policarbonato satinado. Alimentación directa 230V (balastro electrónico incluido).

Dimensioni cm.
Size cm.



Codice Code	Finitura Finishing	Potenza Power
56000 56001	argento <i>silver</i> trasparente <i>transparent</i>	2GX13 1x55W



Finiture
Finishing



trasparente
transparent



argento
silver

Guarnizione in PVC trasparente, giallo, rosso, inclusa
Transparent, yellow and red PVC gasket included



trasparente
transparent



rosso
red



giallo
yellow

SCIC



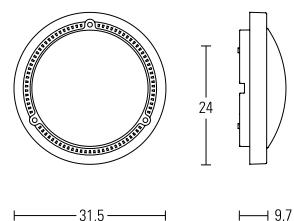
Apparecchio tondo per esterno/interno, composto da due soli pezzi. Una base estetica in tecnopolimero e un diffusore a in policarbonato. Viti in acciaio inox

Round luminaire for outdoor and indoor, consisting of just two parts: an ornamental base of technopolymer and a polycarbonate diffuser. Stainless steel screws.

Applique ou plafonnier de forme ronde pour l'extérieur et l'intérieur, composé de deux parties: une base ornementale en technopolymères et un diffuseur en polycarbonate. Vis en acier inox.

Luminaria redonda de pared o techo para exterior e interior, compuesta por solo dos piezas: una base ornamental en tecnopolimero y un difusor en policarbonato. Tornillos en acero inoxidable.

Dimensioni cm.
Size cm.



Codice Code	Finitura Finishing	Potenza Power	CCT CCT
3102711 3102712 3102713	bianco <i>white</i> nero <i>black</i> grigio <i>grey</i>	E27 FTB 23W MAX	
3102711/HF 3102712/HF 3102713/HF	bianco <i>white</i> nero <i>black</i> grigio <i>grey</i>	E27 FTB 23W MAX ■)))	
3105411 3105412 3105413	bianco <i>white</i> nero <i>black</i> grigio <i>grey</i>	E27 FTB 2x15W MAX	
3101211 3101212 3101213	bianco <i>white</i> nero <i>black</i> grigio <i>grey</i>	LED 12W	3200K
3101211/HF 3101212/HF 3101213/HF	bianco <i>white</i> nero <i>black</i> grigio <i>grey</i>	LED 12W ■)))	3200K



SARIEL



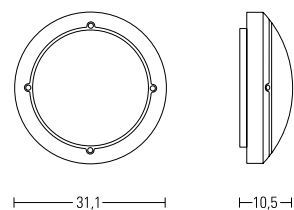
Apparecchio tondo per esterno/interno, mono-copertura, composto da una base (non in vista) in tecnopolimero neutro e una copertura in policarbonato, total WHITE FROST. Centratatura facilitata dell'anello sulla base.

Round luminaire for outdoor and indoor, consisting of a hidden base of neutral technopolymer and a polycarbonate total white frosted cover. Easy fixing of cover on the center of the base.

Applique ou plafonnier de forme ronde pour l'extérieur et l'intérieur, composé d'une base cachée la vue en technopolymères neutre et une couverture blanche en polycarbonate (total white frost). Fixation simplifiée de la couverture au centre de la base.

Luminaria redonda para exterior e interior, compuesta por una base no visible en tecnopolímero neutro y una cubierta en policarbonato blanco (total white frost). Fijación simplificada de la cubierta en el centro de la base.

Dimensioni cm.
Size cm.



Codice Code	Finitura Finishing	Potenza Power
1112710	opale opal	E27 FBT 23W MAX
1111210		LED 12W
1111210/HF		LED 12W □)))
1121310		G24q-1 13W Emergenza permanente <i>Maintained emergency</i>



GEODE



SARIEL



KALLIOPE



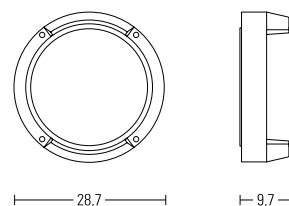
Apparecchio da parete o soffitto per esterno/interno, a base tonda composto da base e coperture in tecnopolimero. Il diffusore è in vetro, con una finitura satinata. Si abbina generalmente alla KLIO.

Dimensioni cm.
Size cm.

Round-plan Wall/ceiling luminaire for outdoor and indoor, consisting of technopolymer base and covering. The diffuser is of satin-finished glass. Installation with KLIO is advisable.

Applique ou plafonnier à base ronde pour extérieur et intérieur, composé de base et anneaux en technopolymères. Le diffuseur est en verre satiné. On conseille de l'associer à l'appareil KLIO.

Luminaria redonda de pared o techo para exterior e interior, compuesta por base y aros en tecnopolímero. El difusor es en cristal satinado. Combina muy bien con KLIO.



Versione Version	Codice Code	Finitura Finishing	Potenza Power	CCT CCT
	891211 891212 891213	bianco <i>white</i> nero <i>black</i> argento <i>silver</i>	LED 12W	3200K
	891211/HF 891212/HF 891213/HF	bianco <i>white</i> nero <i>black</i> argento <i>silver</i>	LED 12W ■)))	3200K
	892711 892712 892713	bianco <i>white</i> nero <i>black</i> argento <i>silver</i>	E27 FBT 23W MAX	
	891411 891412 891413	bianco <i>white</i> nero <i>black</i> argento <i>silver</i>	E27 60W MAX + E14 15W MAX	
	892731 892732 892733	bianco <i>white</i> nero <i>black</i> argento <i>silver</i>	E27 FBT 23W MAX	
	891431 891432 891433	bianco <i>white</i> nero <i>black</i> argento <i>silver</i>	E27 60W MAX + E14 15W MAX	



TANDEM



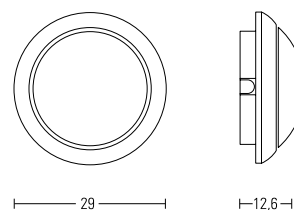
Tradizionale plafoniera tonda per esterno/interno, composta da una base e un anello stampati in materiale termoplastico. Il diffusore è in policarbonato opale. L'apparecchio non ha viti di chiusura. L'anello e il diffusore chiudono a scatto sulla base.

Dimensioni cm.
Size cm.

Traditional round wall luminaire for outdoor and indoor, consisting of base and ring molded in thermoplastic material. Opal polycarbonate difuser. No closing screws are necessary, thanks to the bayonet locking system that fix the ring and the difuser on the base.

Plafonnier ou applique traditionnel rond pour l'extérieur et l'intérieur. composé de base et anneau fabriqués en matériel thermoplastique. Diffuseur en polycarbonate opal. L'appareil ne nécessite d'aucune vis, l'anneau et le diffuseur sont fixés sur la base grâce au système de fermeture à baïonnette.

Luminaria redonda para exterior e interior, compuesta por base y aro fabricados en material termoplástico. El difusor es de policarbonato opal. No precisa de tornillos de cierre. El aro y el difusor se fijan sobre la base con cierre de bayoneta.



Codice Code	Finitura Finishing	Potenza Power	CCT CCT
181211 181212 181213	bianco <i>white</i> nero <i>black</i> argento <i>silver</i>	LED 12W	3200K
181211/HF 181212/HF 181213/HF	bianco <i>white</i> nero <i>black</i> argento <i>silver</i>	LED 12W ■)))	3200K
182711 182712 182713	bianco <i>white</i> nero <i>black</i> argento <i>silver</i>	E27 FBT 23W MAX	
181411 181412 181413	bianco <i>white</i> nero <i>black</i> argento <i>silver</i>	E27 MAX60W + E14 MAX15W	
191311 191312 191313	bianco <i>white</i> nero <i>black</i> argento <i>silver</i>	G24q-1 13W + EM 1h Emergenza permanente <i>Maintained emergency</i>	



REKORD



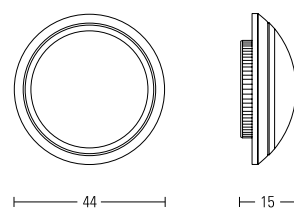
Plafoniera da esterno/interno. E' la versione maggiorata della TANDEM. Base e anello in tecnopolimero. Il diffusore è in policarbonato opale. L'apparecchio non ha viti di chiusura. L'anello e il diffusore chiudono a scatto sulla base.

Wall/ceiling luminaire for outdoor and indoor. Similar to TANDEM, with a larger size. Base and ring of technopolymer. Opal polycarbonate diffuser. No closing screws are necessary, as the ring and the diffuser are fixed on the base with click and lock system.

Applique ou plafonnier pour l'extérieur et l'intérieur. C'est la version plus grande de l'appareil TANDEM. Base et anneau en technopolymères. Diffuseur en polycarbonate opal. L'appareil ne nécessite d'aucune vis, l'anneau et le diffuseur sont fixés sur la base grâce au système de fermeture à baïonnette.

Luminaria de pared y techo para exterior e interior. Es la versión de tamaño grande de TANDEM. Base y aro en tecnopolímero. Difusor de policarbonato opal. No precisa de tornillos de cierre. El aro y el difusor se fijan sobre la base con cierre de bayoneta.


Dimensioni cm.
Size cm.



Codice Code	Finitura Finishing	Potenza Power	CCT CCT
372711 372712 372713	bianco <i>white</i> nero <i>black</i> argento <i>silver</i>	E27 FBT 2x23W MAX	
373611 373612 373613	bianco <i>white</i> nero <i>black</i> argento <i>silver</i>	2G11 2x18W	
372611-01 372612-01 372613-01	bianco <i>white</i> nero <i>black</i> argento <i>silver</i>	LED 26W	3000K
361811 361812 361813	bianco <i>white</i> nero <i>black</i> argento <i>silver</i>	2G11 2x18 Emergenza combinata <i>Combined emergency</i>	



KALLIOPE



REKORD



PLANA



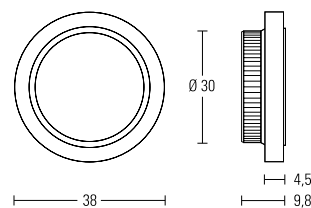
Plafoniera composta da base e anello in tecnopolimero. Il diffusore è in vetro sabbiato. La chiusura della lampada è a scatto. L'apparecchio è installabile nei controsoffitti con un'apposita staffa da richiedere a parte.

Ceiling luminaire consisting of technopolymer base and ring. The diffuser is of sand-blasted glass. Quick-lock bayonet system to close the fitting. Also suitable for false-ceiling recessed mounting with a fastening clamp sold separately.

Plafonnier composé de base et anneau en technopolymères. Le diffuseur est en verre sablé. Fermeture de l'appareil par système à baïonnette. L'appareil peut être encastré en faux-plafonds avec étrier de fixation séparé.

Luminaria de techo compuesta por base y aro en tecnopolimero. El difusor es de cristal arenado. Cierre de bayoneta. Empotrable en techo con accesorio para la fijación, por separado.

Dimensioni cm.
Size cm.




Codice Code	Finitura Finishing	Potenza Power
052711 052712 052713	bianco <i>white</i> nero <i>black</i> argento <i>silver</i>	E27 FBT 2x23W MAX



Accessori
Accessories

Codice
Code

Descrizione
Description

 <p>The technical drawing shows a perspective view of the fastening clamp on the left, with a dimension line indicating a width of 030,5. Below it is a top-down view of the clamp. To the right is a side view of the clamp, showing its profile and the mounting points.</p>	1410	Staffa di fissaggio per controsoffittatura a doghe Fastening clamp suitable for stave ceiling
---	------	--

MIT



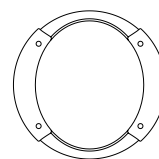
Plafoniera per esterno/interno composta da base e anello in materiale termoplastico. Il diffusore è in policarbonato opale.

Wall/ceiling luminaire for outdoor and indoor, consisting of base and ring of thermoplastic material. Diffuser of opal polycarbonate.

Hublot pour extérieur et intérieur composé de base et anneau en matériel thermoplastique. Diffuseur en polycarbonate opalin.

Luminaria para exterior e interior, compuesta por base y aro en material termoplástico. Difusor de policarbonato opal.

Dimensioni cm.
Size cm.



30,5



9,9

Codice Code	Finitura Finishing	Potenza Power
1192711 1192712 1192713	bianco <i>white</i> nero <i>black</i> argento <i>silver</i>	E27 FBT 23W MAX
1195411 1195412 1195413	bianco <i>white</i> nero <i>black</i> argento <i>silver</i>	E27 FBT 2x20W MAX



SET



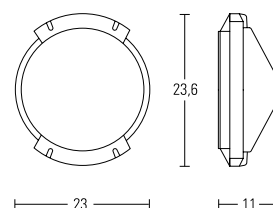
Apparecchio per esterno/interno, da parete o soffitto, composto da base e coperture in materiale termoplastico. Il diffusore è in vetro satinato, rigato all'interno. Installabile anche su palo. Sia a parete che su palo si può installare inclinata, di 45 gradi, con l'apposita mensola.

Wall/ceiling luminaire for outdoor and indoor, consisting of thermoplastic base and frames. The diffuser is of satin-finished lined glass. It can be mounted on pole and on wall with 45° tilted bracket, sold separately. Applique/plafonnier

pour l'extérieur et l'intérieur, composé de base et anneaux en matériel thermoplastique. Le diffuseur est en verre satiné rayé. Possibilité d'installation sur mât et au mur avec console à 45°, à commander à part.

Luminaria de pared o techo para exterior/interior, compuesta por base y aros en material termoplástico. El difusor es de cristal satinado rayado. Se puede instalar sobre poste o a pared con adaptador inclinado a 45°, por separado.

Dimensioni cm.
Size cm.

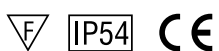


Versione Version	Codice Code	Finitura Finishing	Potenza Power
	022711 022712 022713	bianco <i>white</i> nero <i>black</i> argento <i>silver</i>	E27 FBT 15W MAX
	022721 022722 022723	bianco <i>white</i> nero <i>black</i> argento <i>silver</i>	
	022731 022732 022733	bianco <i>white</i> nero <i>black</i> argento <i>silver</i>	



Accessori <i>Accessori</i>	Codice <i>Code</i>	Finitura <i>Finishing</i>	Descrizione <i>Description</i>
	0111 0112 0113	bianco <i>white</i> nero <i>black</i> argento <i>silver</i>	Mensola <i>Bracket</i>
	1911 1912 1913	bianco <i>white</i> nero <i>black</i> argento <i>silver</i>	Distanziatore ingresso cavi esterni <i>Spacer for outer cable entry</i>
	0612 0613	nero <i>black</i> argento <i>silver</i>	Angolare per mensola <i>Bracket angular support</i>

PLANET



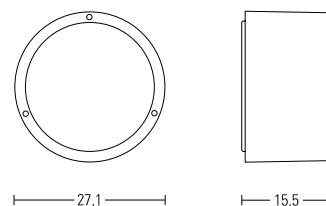
Plafoniera che simula l'effetto down-light, composta da base e copertura in tecnopolimero. Il diffusore è in vetro, acidato. Il vetro non è in vista. L'apparecchio è installabile con gli appositi accessori, da ordinare a parte, su palo o parete.

Wall ceiling luminaire with down-light effect, consisting of base and covering of technopolymer. The diffuser is of acid-etched glass, not visible. Also suitable for pole and wall mounting with relevant accessories, sold separately.

Plafonnier simulant un effet down-light, composé de base et couverture en technopolymères. Le diffuseur est en verre acidifié, caché à la vue. L'appareil peut être installé sur mât ou au mur avec accessoires appropriés, à commander à part.

Luminaria de techo con efecto down-light, compuesta por base y cubierta en tecnopolímero. Difusor en cristal matizado al ácido, no visible. Se puede instalar sobre poste o a pared con accesorios dedicados, que se piden por separado.

Dimensioni cm.
Size cm.



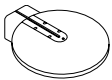
Codice Code	Finitura Finishing	Potenza Power
522711 522712 522713	bianco white nero black argento silver	E27 FBT 23W MAX
522611 522612 522613	bianco white nero black argento silver	GX24d-3 1x26W



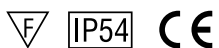
Accessori
Accessories

Codice
Code

Descrizione
Description

	5211 5212 5213	Staffa per applicazione a parete e palo Bracket for wall or pole application
---	----------------------	---

ANIEL



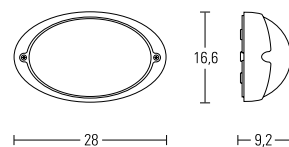
Apparecchio da esterno/interno composto da due sole parti: base e diffusore in Policarbonato, particolarmente resistente agli urti.

Outdoor and indoor luminaire consisting of just two parts: body and diffuser of polycarbonate make it impact-resistant

Appareil pour extérieur et intérieur composé que de deux parties: corps et diffuseur en polycarbonate particulièrement résistant aux chocs

Luminaria para exterior e interior compuesta por sólo dos partes: cuerpo y difusor de policarbonato, especialmente resistente a los impactos

Dimensioni cm.
Size cm.



Versione <i>Version</i>	Codice <i>Code</i>	Finitura <i>Finishing</i>	Potenza <i>Power</i>
	1262711 1262712 1262713	bianco <i>white</i> nero <i>black</i> argento <i>silver</i>	E27 FBT 23W MAX
	1262731 1262732 1262733	bianco <i>white</i> nero <i>black</i> argento <i>silver</i>	



Dimensioni
Size

Codice
Code

Finitura
Finishing

Descrizione
Description



12611
12612
12613

bianco *white*
nero *black*
argento *silver*

Mensola per installazione a parete e a palo diametro 60 mm
Bracket for wall or diameter 60 mm pole application



SET



KLIO



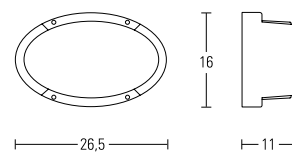
Plafoniera ovale per esterno/interno, dalle dimensioni contenute, composta da base e coperture in tecnopolimero. Il diffusore è in vetro, con una finitura satinata.

Small size Oval wall/ ceiling luminaire for outdoor and indoor, consisting of base and trims of technopolymer. The diffuser in of satin-finished glass.

Applique/plafonnier oval de petite taille pour extérieur/ intérieur, composé de base et anneaux en technopolymères. Le diffuseur est en verre satiné.

Luminaria oval de tamaño pequeño para exterior e interior, compuesta por base y aros en tecnopolímero. El difusor es de cristal satinado.

Dimensioni cm.
Size cm.



Versione Version	Codice Code	Finitura Finishing	Potenza Power
	492711 492712 492713	bianco <i>white</i> nero <i>black</i> argento <i>silver</i>	E27 FBT 23W MAX
	492721 492722 492723	bianco <i>white</i> nero <i>black</i> argento <i>silver</i>	E27 FBT 23W MAX
	492731 492732 492733	bianco <i>white</i> nero <i>black</i> argento <i>silver</i>	E27 FBT 23W MAX
	492751 492752 492753	bianco <i>white</i> nero <i>black</i> argento <i>silver</i>	E27 FBT 23W MAX



TUREL



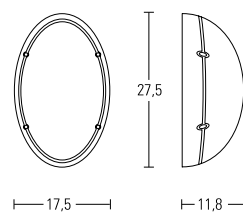
Plafoniera per esterno/interno ellittica, priva di spigoli, composta da una base trasparente (non in vista) e una copertura total WHITE FROST. I pezzi sono stampati in policarbonato.

Wall luminaire for outdoor and indoor, consisting of a hidden transparent base and an elliptical, total white frosted cover, made of polycarbonate.

Applique ou plafonnier pour l'extérieur et l'intérieur, composé d'une base cachée à la vue et d'une couverture blanche elliptique (total white frost) en polycarbonate.

Luminaria de pared o techo para exterior e interior, compuesta por una base no visible y una cubierta elíptica blanca (total white frost) en policarbonato.


Dimensioni cm.
Size cm.



Codice Code	Finitura Finishing	Potenza Power
1102710	opale opal	E27 FBT 23W MAX



POP

IK04  IP44 

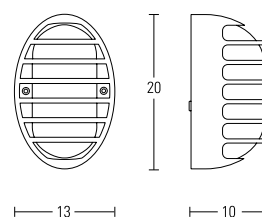
E' la rivitazione moderna della tradizionale "tartaruga ovale E27".
L'apparecchio è composto da base e copertura in tecnopolimero.
Il diffusore è in vetro trasparente, puntinato all'interno.

It's the modern version of the traditional E27 oval bulkhead luminaire. It consists of a base and cover in technopolymer. The diffuser is of transparent embossed glass.

POP est une version moderne de l'hublot traditionnel oval E27. L'appareil est composé par base et grille en technopolymères. Diffuseur est en verre transparent embossé.

POP representa una moderna interpretación del aplique oval de pared E27 tradicional. El aparato está compuesto por base y rejilla en tecnopolímero. Difusor de cristal transparente gofrado.

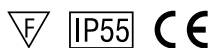
Dimensioni cm.
Size cm.



Codice Code	Finitura Finishing	Potenza Power
172761 172762 172763 172768	bianco <i>white</i> nero <i>black</i> argento <i>silver</i> grigio <i>grey</i> RAL 7035	E27 FBT 11W MAX



AQUA



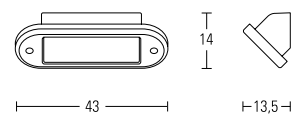
Apparecchio da parete (inclinato a 45°) o semi-incasso (con apposita cassaforma in metallo da ordinare a parte). Chiusura facilitata. Corpo e anello in materiale termoplastico. Il diffusore è in vetro piano, acidato.

Luminaire suitable for wall mounting (45° tilted) or semi-recessed (with proper metal built-in box sold separately). Easy closing of thermoplastic body and frame. The diffuser is made of acid-etched flat glass.

Appareil d'éclairage pour application mur (inclination 45°) ou semi-encastré (avec boîtier d'encastrement approprié en métal non inclus). Corps et anneau en thermoplastique, à fermeture facilitée. Le diffuseur est en verre flotté acidifié.

Luminaria de pared (inclinado a 45°) o semi-empotrable (con caja de empotrar en metal no incluida). Cuerpo y aro de termoplástico con cierre facilitado. El difusor es de cristal plano matizado al ácido.

Dimensioni cm.
Size cm.



Codice
Code

Potenza
Power

151411
151412
151413

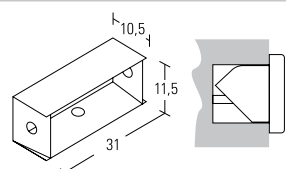
E14 FBT 2x7W MAX



Accessori
Accessories

Codice
Code

Descrizione
Description

	1710	Controcassa da murare Built in box
---	------	---------------------------------------



AQUA



TRIPLO



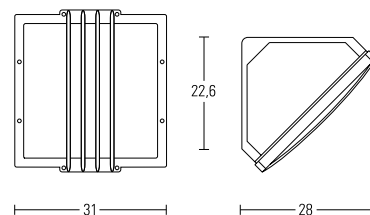
Apparecchio per esterno/interno, a sezione triangolare. Corpo e anelli in policarbonato. Il diffusore è in vetro temprato, piano, acidato. Emissione luminosa a 45°. Installabile senza accessori su palo quadro.

Triangle-shaped luminaire for outdoor and indoor. Polycarbonate body and frames. Diffuser of flat, tempered acid-etched glass. 45° light emission. Suitable for square pole mounting without accessories.

Applique pour l'extérieur et l'intérieur de forme triangulaire. Corps et anneaux en polycarbonate. Diffuseur en verre flotté, trempé et acidifié. Emission de lumière à 45°. Possibilité d'installation sur mât carré sans accessoires.

Luminaria de forma triangular para exterior e interior. Armadura y aros en policarbonato. Difusor de cristal plano, templado y matizado al ácido. Emisión de luz a 45°. Se puede instalar sobre poste cuadrado sin accesorios.

Dimensioni cm.
Size cm.



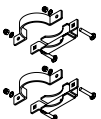
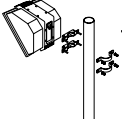
Codice Code	Finitura Finishing	Potenza Power	CCT CCT
352721 352722 352723	bianco <i>white</i> nero <i>black</i> argento <i>silver</i>	E27 FBT 32W MAX	
355221 355222 355223	bianco <i>white</i> nero <i>black</i> argento <i>silver</i>	G24d-3 2X26W	
352811 352812 352813	bianco <i>white</i> nero <i>black</i> argento <i>silver</i>	LED 28W	4000K



Accessori
Accessories

Codice
Code

Descrizione
Description

 	3560	Staffa in Lam. Fe zincata per palo D=60 Clamp galvanized sheet iron D=60
---	------	---

TETRIS



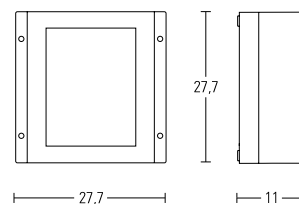
Apparecchio architettonico da parete, per esterno/interno, a pianta quadrata. Base e coperture in alluminio pressofuso, verniciate a polvere. Il vetro, in vista, è acidato. Le viti sono in acciaio inox.

Square-plan architectural wall luminaire for outdoor and indoor. Base and cover of die-cast aluminium, with powder-coat finish. Acid-etched glass in sight. Stainless steel screws.

Applique architecturale à plan carré pour l'extérieur et l'intérieur. Base et structure en fonte d'aluminium, peinture aux poudres. Verre visible acidifié. Vis en acier inox.

Luminaria de pared arquitectural de planta cuadrada para exterior e interior. Base y armadura fabricadas en aluminio extrusionado, barniz en polvos. Cristal a la vista matizado al ácido. Tornillos de acero inoxidable.

Dimensioni cm.
Size cm.



Codice Code	Finitura Finishing	Potenza Power
202711 202712 202719	bianco <i>white</i> nero <i>black</i> grigio <i>grey</i>	E27 FBT 2x20W MAX



DOMINO



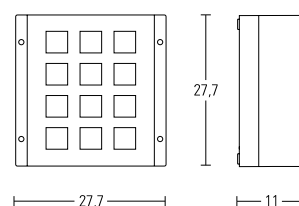
Apparecchio da parete, per esterno/interno, con effetto UP-DOWN, a pianta quadrata. Base e coperture in alluminio pressofuso, verniciate a polvere. Il vetro, parzialmente in vista, è acidato. Le viti sono in acciaio inox.

Square-plan Wall luminaire, for outdoor and indoor, with up-down effect. Base and covering of powder-coated die-cast aluminium. Acid-etched glass, partially visible. Screws are of stainless steel.

Applique à plan carré pour l'extérieur et l'intérieur, avec effet d'éclairage direct-indirect. Base et structure en fonte d'aluminium, avec couche de peinture aux poudres. Le verre, partiellement en vue, est acidifié. Vis en acier inox.

Luminaria de pared de planta cuadrada para exterior e interior, con efecto luz directa-indirecta. Base y armadura en aluminio inyectado, con capa de barniz en polvo. El cristal, parcialmente a la vista, es matizado al ácido. Los tornillos son de acero inoxidable.

Dimensioni cm.
Size cm.



Codice Code	Finitura Finishing	Potenza Power
202721 202722 202729	bianco white nero black grigio grey	E27 FBT 2x20 MAX



TETRIS



DOMINO



VISUS



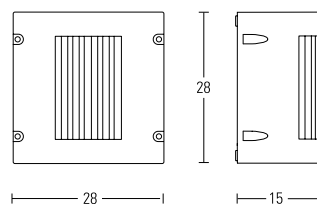
Apparecchio architettonico da parete, per esterno/interno, con effetto UP-DOWN. Composto da base e copertura (a sezione semicircolare) in alluminio pressofuso, verniciate a polvere. Il vetro, parzialmente in vista, è acidato. Le viti sono in acciaio inox.

Architectural wall luminaire, for outdoor and indoor, with up-down effect. Base and cover (with semi-circular cross-section) made of powder-coated die-cast aluminium. Acid-etched glass, partially visible. Screws are of stainless steel.

Applique architectural pour l'extérieur et l'intérieur, avec effet d'éclairage direct-indirect. Base et structure (de coupe transversal semi-circulaire) en fonte d'aluminium, avec couche de peinture aux poudres. Le verre, partiellement en vue, est acidifié. Vis en acier inox.

Luminaria arquitectural para exterior e interior, con efecto luz directa-indirecta. Base y armadura (de corte transversal semi-circular) en aluminio inyectado, con capa de barniz en polvo. El cristal, parcialmente a la vista, es matizado al ácido. Los tornillos son de acero inoxidable.

Dimensioni cm.
Size cm.



Codice Code	Finitura Finishing	Potenza Power
392721 392722 392729	bianco white nero black grigio grey	E27 FBT 2x20W MAX



POLIEDRA



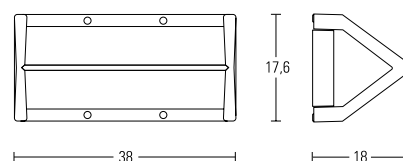
Apparecchio architeturale da parete, per esterno/interno, composto da una base rettangolare e da una serie di coperture triangolari in alluminio pressofuso, verniciate a polvere. Il vetro triangolare è acidato. Le viti sono in acciaio inox.

Architectural Wall luminaire for outdoor and indoor, consisting of a rectangular base and a series of triangled-shaped covers made of die-cast aluminium, with powder-coat finish. The triangle-shaped glass is acid-etched. Stainless steel screws.

Applique architectural pour l'extérieur et l'intérieur, composée d'une base rectangulaire et d'une série de châssis triangulaires en fonte d'aluminium avec peinture aux poudres. Le verre de forme triangulaire est acidifié. Vis en acier inox.

Luminaria de pared arquitectural para exterior e interior, compuesta por una base rectangular y de una serie de cubiertas de forma triangular de aluminio inyectado, con barniz en polvos. El cristal de forma triangular es matizado al ácido. Tornillos en acero inoxidable.

Dimensioni cm.
Size cm.



Versione Version	Codice Code	Finitura Finishing	Potenza Power
	222711 222712 222719	bianco <i>white</i> nero <i>black</i> argento <i>silver</i>	E27 FBT 30W MAX
	222721 222722 222729	bianco <i>white</i> nero <i>black</i> argento <i>silver</i>	E27 FBT 30W MAX
	222731 222732 222739	bianco <i>white</i> nero <i>black</i> argento <i>silver</i>	E27 FBT 30W MAX



VISUS



POLIEDRA



TECHA



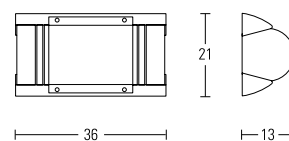
Apparecchio per esterno/interno, composto da base e copertura in materiale termoplastico. Il diffusore è in vetro satinato rigato all'interno. Installabile, con l'apposito accessorio, su palo d=60mm.

Outdoor and indoor luminaire, consisting of thermoplastic base and frames. The diffuser is of satin-finished lined glass. It can be mounted on 60 mm. diameter pole with relevant accessory, sold separately.

Applique/plafonnier pour l'extérieur et l'intérieur, composé de base et anneaux en matériel thermoplastique. Le diffuseur est en verre satiné rayé. Possibilité d'installation sur mât diamètre 60mm avec accessoire à commander à part.


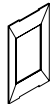
Luminaria para exterior e interior, compuesta por base y aros en material termoplástico. El difusor es de cristal satinado rayado. Se puede instalar sobre poste de 60mm de diámetro con accesorio que se pide por separado.

Dimensioni cm.
Size cm.



Versione Version	Codice Code	Finitura Finishing	Potenza Power
	532711 532712 532713	bianco <i>white</i> nero <i>black</i> argento <i>silver</i>	E27 FBT 23W MAX
	532721 532722 532723	bianco <i>white</i> nero <i>black</i> argento <i>silver</i>	E27 FBT 23W MAX
	532731 532732 532733	bianco <i>white</i> nero <i>black</i> argento <i>silver</i>	E27 FBT 23W MAX



Accessori <i>Accessories</i>	Codice <i>Code</i>	Finitura <i>Finishing</i>	Descrizione <i>Description</i>
	5312	nero <i>black</i>	Adattatore per palo D=60mm <i>Adapter for D=60mm round pole</i>
	5313	argento <i>silver</i>	
	5322	nero <i>black</i>	Falngia di chiusura posteriore <i>Back fastening Flange</i>
	5323	argento <i>silver</i>	

CHIRO



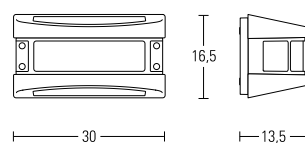
Plafoniera da esterno/interno, a pianta rettangolare composta da base e copertura in materiale termoplastico. Il diffusore è in policarbonato opale. Installata a parete crea un effetto Up-Down.



Rectangular-plan wall/ceiling luminaire suitable for outdoor and indoor, consisting of base and covering made of thermoplastic material. The diffuser is of opal polycarbonate. Wall-mounted, it creates an up-down effect.

Plafonnier ou applique à plan rectangulaire pour extérieur et intérieur, composé par base et structure en thermoplastique. Le diffuseur est en polycarbonate opalin. Installé au mur, on a un effet de lumière directe-indirecte.

Luminaria de pared y techo de planta rectangular, compuesta por base y armadura de material termoplástico. El difusor es en policarbonato opal. Instalado a pared, crea un efecto up-down.

Dimensioni cm.
Size cm.



Versione Version	Codice Code	Finitura Finishing	Potenza Power
	1522721 1522722 1522723	bianco <i>white</i> nero <i>black</i> argento <i>silver</i>	E27 FBT 23W MAX
	1522731 1522732 1522733	bianco <i>white</i> nero <i>black</i> argento <i>silver</i>	E27 FBT 23W MAX



GRAFOS



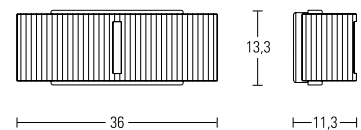
Apparecchio rettangolare da parete per esterno/interno, che crea un effetto UP-DOWN, composto da base e copertura in tecnopolimero. Le viti non sono in vista. Il diffusore è in vetro.

Rectangular wall luminaire for outdoor and indoor, creating an up-down effect, consisting of base and covering of technopolymer. The screws are not visible. The diffuser is of glass.

Applique rectangulaire pour extérieur et intérieur, avec un effet d'éclairage direct-indirect, composé par base et structure en technopolymères. Les vis ne sont pas visibles. Le diffuseur est en verre.

Luminaria de pared rectangular para exterior e interior, con efecto de luz directo-indirecto, compuesto por base y armadura en tecnopolímero. Los tornillos no son visibles. El difusor es de cristal.

Dimensioni cm.
Size cm.



Codice Code	Finitura Finishing	Potenza Power
012751 012752 012753	bianco <i>white</i> nero <i>black</i> argento <i>silver</i>	E27 FBT 20W MAX



KIT



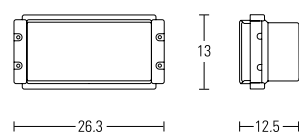
Apparecchio rettangolare da parete o soffitto per esterno/interno, composto da base e coperture in tecnopolimero. Il diffusore è in vetro satinato, rigato all'interno. Installabile anche su palo e inclinabile a 45 gradi con l'apposita mensola.


Rectangular wall/ceiling luminaire for outdoor and indoor, consisting of technopolymer base and frames. The diffuser is of satin-finished lined glass. It can be mounted on pole and it's 45° tiltable with relevant bracket, sold separately.

Applique/plafonnier pour extérieur et intérieur, composé de base et anneaux en technopolymères. Le diffuseur est en verre satiné rayé. Possibilité d'installation sur mât et d'inclinaison à 45° avec console, à commander à part.

Luminaria de pared o techo para exterior/interior, compuesta por base y aros en tecnopolímero. El difusor es de cristal satinado rayado. Se puede instalar sobre poste y inclinar a 45° con adaptador que se pide por separado.

Dimensioni cm.
Size cm.



Versione Version	Codice Code	Finitura Finishing	Potenza Power
	012711 012712 012713	bianco <i>white</i> nero <i>black</i> argento <i>silver</i>	E27 FBT 20W MAX
	012721 012722 012723	bianco <i>white</i> nero <i>black</i> argento <i>silver</i>	E27 FBT 20W MAX
	012731 012732 012733	bianco <i>white</i> nero <i>black</i> argento <i>silver</i>	E27 FBT 20W MAX

A richiesta è disponibile la versione per ambienti ostili *Anti-tampering version available on request*



Accessori <i>Accessories</i>	Codice <i>Code</i>	Finitura <i>Finishing</i>	Descrizione <i>Description</i>
	0111 0112 0113	bianco <i>white</i> nero <i>black</i> argento <i>silver</i>	Mensola <i>Bracket</i>
	1911 1912 1913	bianco <i>white</i> nero <i>black</i> argento <i>silver</i>	Distanziatore ingresso cavi esterni <i>Spacer for outer cable entry</i>
	0612 0613	nero <i>black</i> argento <i>silver</i>	Angolare per mensola <i>Bracket angular support</i>
	1512 1513	nero <i>black</i> argento <i>silver</i>	Adattatore palo tondo diam.60 <i>Adapter for diam.60 round pole</i>

GRAFOS



KIT



DISPLAY



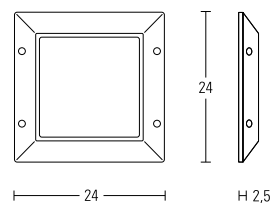
Incasso da parete quadrato per esterno/interno. Cassaforma dedicata in plastica. Corpo e copertura in alluminio pressofuso, verniciato a polvere termoindurente. Vetro piano trasparente, temprato. Viti in vista, in acciaio inox. A richiesta disponibili gli accessori gabbia e griglia.

Dimensioni cm.
Size cm.

Square recessed wall luminaire for outdoor and indoor. Plastic built-in box sold separately. Body and frame of die-cast aluminium, painted with thermosetting powders. Flat clear tempered glass. Stainless steel screws at sight. Available on demand grill and louver accessories.



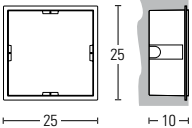
Encastré carré au mur pour extérieur et intérieur. Boîtier d'encastrement en plastique séparé. Corps et anneau en fonte d'aluminium, avec peinture aux poudres thermodurcissables. Verre flotté transparent. Vis à vue en acier inox. Disponibles sur demandes les accessoires grille carrée et grille horizontale.

Empotrable en pared cuadrado para exterior e interior. Caja empotrable en plástico por separado. Cuerpo y aro en aluminio inyectado, barnizados con polvos termoendurecidos. Cristal plano transparente templado. Tornillos a la vista, de acero inoxidable. Disponibles bajo pedido accesorios rejilla y rejilla direccional.



Codice Code	Finitura Finishing	Potenza Power
302711 302712 302719	bianco white nero black grigio grey	E27 FBT 20W MAX



Accessori <i>Accessories</i>	Codice <i>Code</i>	Finitura <i>Finishing</i>	Descrizione <i>Description</i>
	2871 2872 2879	bianco <i>white</i> nero <i>black</i> grigio <i>grey</i>	Gabbia <i>Frame</i>
	2881 2882 2889	bianco <i>white</i> nero <i>black</i> grigio <i>grey</i>	Griglia <i>Grill</i>
	2720		Controcassa da murare <i>Built-in recess box</i>

REFLEX



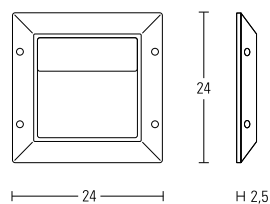
Incasso da parete, per esterno/interno, a luce asimmetrica.
Cassaforma dedicata in plastica. Corpo e copertura in alluminio pressofuso, verniciato a polvere termoindurente. Vetro piano trasparente, temprato. Viti in vista, in acciaio inox.

Recessed wall luminaire for outdoor and indoor, with asymmetric light. Plastic built-in box not included. Body and frame of die-cast aluminium, varnished with thermosetting powders. Flat clear tempered glass. Stainless steel screws at sight.

Encastré au mur pour extérieur et intérieur. Boîtier d'encastrement en plastique, séparé. Corps et cadre en fonte d'aluminium, avec peinture aux poudres thermodurcissables. Verre flotté transparent. Vis à vue en acier inox.

Empotrable en pared para exterior e interior. Caja empotrable en plástico por separado. Cuerpo y aro en aluminio inyectado, barnizados con polvos termoendurecidos. Cristal plano transparente templado. Tornillos a la vista, de acero inoxidable.

Dimensioni cm.
Size cm.



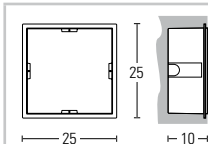
Codice Code	Finitura Finishing	Potenza Power	CCT CCT
410351 410352 410359	bianco white nero black grigio grey	LED 6W	4000K



Accessori
Accessories

Codice
Code

Descrizione
Description



2720

Controcassa da murare
Built-in recess box

CUADRO



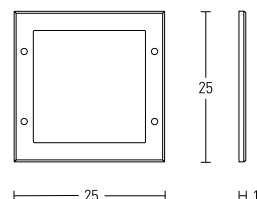
Incasso da parete quadrato per esterno/interno. Cassaforma dedicata in plastica. Corpo e copertura in alluminio pressofuso, verniciato a polvere termoindurente. Vetro piano trasparente, temprato. Viti in vista, in acciaio inox. A richiesta disponibili gli accessori gabbia e griglia.

Square recessed wall luminaire for outdoor and indoor. Plastic built-in box sold separately. Body and frame of die-cast aluminium, painted with thermosetting powders. Flat clear tempered glass. Stainless steel screws at sight. Available on demand grill and louver accessories.

Encastré carré au mur pour extérieur et intérieur. Boîtier d'encastrement en plastique séparé. Corps et anneau en fonte d'aluminium, avec peinture aux poudres thermodurcissables. Verre flotté transparent. Vis à vue en acier inox. Disponibles sur demandes les accessoires grille carrée et grille horizontale.

Empotrable en pared cuadrado para exterior e interior. Caja empotrable en plástico por separado. Cuerpo y aro en aluminio inyectado, barnizados con polvos termoendurecidos. Cristal plano transparente templado. Tornillos a la vista, de acero inoxidable. Disponibles bajo pedido accesorios rejilla y rejilla direccional.

Dimensioni cm.
Size cm.



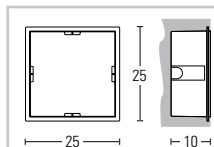
Codice Code	Finitura Finishing	Potenza Power
1902711 1902712 1902719	bianco white nero black grigio grey	E27 FBT 20W MAX



Accessori
Accessories

Codice
Code

Descrizione
Description



2720

Controcassa da murare
Built-in recess box

REFLEX



CUADRO



CUADRO

REFLEX



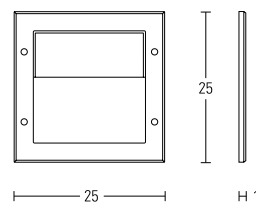
Incasso da parete, per esterno/interno, a luce asimmetrica.
Cassaforma dedicata in plastica. Corpo e copertura in alluminio pressofuso, verniciato a polvere termoindurente. Vetro piano trasparente, temprato. Viti in vista, in acciaio inox.

Recessed wall luminaire for outdoor and indoor, with asymmetric light. Plastic built-in box not included. Body and frame of die-cast aluminium, varnished with thermosetting powders. Flat clear tempered glass. Stainless steel screws at sight.

Encastré au mur pour extérieur et intérieur. Boîtier d'encastrement en plastique, séparé. Corps et cadre en fonte d'aluminium, avec peinture aux poudres thermodurcissables. Verre flotté transparent. Vis à vue en acier inox.

Empotrable en pared para exterior e interior. Caja empotrable en plástico por separado. Cuerpo y aro en aluminio inyectado, barnizados con polvos termoendurecidos. Cristal plano transparente templado. Tornillos a la vista, de acero inoxidable.

Dimensioni cm.
Size cm.



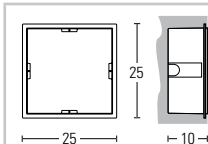
Codice Code	Finitura Finishing	Potenza Power	CCT CCT
1910651 1910652 1910659	bianco <i>white</i> nero <i>black</i> grigio <i>grey</i>	LED 6W	4000K
1911851 1911852 1911859	bianco <i>white</i> nero <i>black</i> grigio <i>grey</i>	G24d-2 18W	



Accessori
Accessories

Codice
Code

Descrizione
Description



2720

Controcassa da murare
Built-in recess box

INPUT



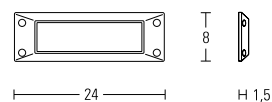
Incasso da parete rettangolare per esterno/interno. Cassaforma dedicata in plastica. Corpo e copertura in alluminio pressofuso, verniciato a polvere termoindurente. Vetro piano trasparente, temprato. Viti in vista, in acciaio inox.

Dimensioni cm.
Size cm.

Wall luminaire for outdoor and indoor. To be used with plastic built-in box not included. Body and frame of die-cast aluminium, painted with thermosetting powders. Flat clear tempered glass. Stainless steel screws at sight.

Encastré au mur pour extérieur et intérieur. Installation avec boîtier d'encastrement en plastique non inclus. Corps et anneau en fonte d'aluminium, avec peinture aux poudres thermodurcissables. Verre flotté transparent. Vis à vue en acier inox. Empotrable de pared

para exterior e interior. Instalación con Caja de empotrar en plástico no incluida. Cuerpo y aro en aluminio inyectado, barnizados con polvos termoendurecidos. Cristal plano transparente templado. Tornillos a la vista, de acero inoxidable.



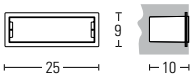
Versione Version	Codice Code	Finitura Finishing	Potenza Power	CCT CCT
	290311 290312 290319	bianco <i>white</i> nero <i>black</i> grigio <i>grey</i>	LED 6W	4000K
	292711 292712 292719	bianco <i>white</i> nero <i>black</i> grigio <i>grey</i>	E27 FBT 20W MAX	
	291811 291812 291819	bianco <i>white</i> nero <i>black</i> grigio <i>grey</i>	G24d-2 18W	
	292721 292722 292729	bianco <i>white</i> nero <i>black</i> grigio <i>grey</i>	E27 FBT 20W MAX	
	291821 291822 291829	bianco <i>white</i> nero <i>black</i> grigio <i>grey</i>	G24d-2 18W	
	292731 292732 292739	bianco <i>white</i> nero <i>black</i> grigio <i>grey</i>	E27 FBT 20W MAX	
	291831 291832 291839	bianco <i>white</i> nero <i>black</i> grigio <i>grey</i>	G24d-2 18W	



Accessori
Accessories

Codice
Code

Descrizione
Description

	2710	Corpo-controcassa Built-in body
---	------	------------------------------------

REFLEX

MIDI



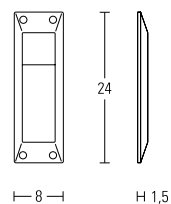
Incasso da parete rettangolare, per esterno/interno, a luce asimmetrica. Cassaforma dedicata in plastica. Corpo e copertura in alluminio pressofuso, verniciato a polvere termoindurente. Vetro piano trasparente, temprato. Viti in vista, in acciaio inox.

Rectangular recessed wall luminaire for outdoor and indoor, with asymmetric light. Plastic built-in box not included. Body and frame of die-cast aluminium, varnished with thermosetting powders. Flat clear tempered glass. Stainless steel screws at sight.

Encastré au mur rectangulaire pour extérieur et intérieur. Boîtier d'encastrement en plastique, séparé. Corps et cadre en fonte d'aluminium, avec peinture aux poudres thermodurcissables. Verre flotté transparent. Vis à vue en acier inox.

Empotrable en pared para exterior e interior. Caja empotrable en plástico por separado. Cuerpo y aro en aluminio inyectado, barnizados con polvos termoendurecidos. Cristal plano transparente templado. Tornillos a la vista, de acero inoxidable.

Dimensioni cm.
Size cm.



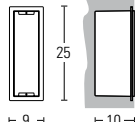
Codice Code	Finitura Finishing	Potenza Power	CCT CCT
414151 414152 414159	bianco <i>white</i> nero <i>black</i> grigio <i>grey</i>	LED 3W	4000K
414051 414052 414059	bianco <i>white</i> nero <i>black</i> grigio <i>grey</i>	G9 40W	




Accessori
Accessories

Codice
Code

Descrizione
Description

 <p>9 25 10</p>	2710	Corpo-controcassa Built-in body
--	------	------------------------------------

INPUT



REFLEX MIDI



LINE



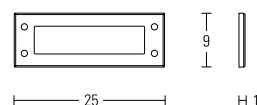
Incasso da parete rettangolare per esterno/interno. Cassaforma dedicata in plastica. Corpo e copertura in alluminio pressofuso, verniciato a polvere termoindurente. Vetro piano trasparente, temprato. Viti in vista, in acciaio inox.

Dimensioni cm.
Size cm.

Rectangular recessed wall luminaire for outdoor and indoor. To be used with plastic built-in box not included. Body and frame of die-cast aluminium, painted with thermosetting powders. Flat clear tempered glass. Stainless steel screws at sight.

Encastré rectabgulaire au mur pour extérieur et intérieur. Installation avec boîtier d'encastrement en plastique non inclus. Corps et anneau en fonte d'aluminium, avec peinture aux poudres thermodurcissables. Verre flotté transparent. Vis à vue en acier inox.

Empotrable de pared rectangular para exterior e interior. Instalación con Caja de empotrar en plástico no incluida. Cuerpo y aro en aluminio inyectado, barnizados con polvos termoendurecidos. Cristal plano transparente templado. Tornillos a la vista, de acero inoxidable.



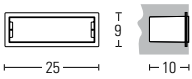
Versione Version	Codice Code	Finitura Finishing	Potenza Power	CCT CCT
	1800311 1800312 1800319	bianco <i>white</i> nero <i>black</i> grigio <i>grey</i>	LED 6W	4000K
	1802711 1802712 1802719	bianco <i>white</i> nero <i>black</i> grigio <i>grey</i>	E27 FBT 20W MAX	
	1802721 1802722 1802729	bianco <i>white</i> nero <i>black</i> grigio <i>grey</i>	E27 FBT 20W MAX	
	1802731 1802732 1802739	bianco <i>white</i> nero <i>black</i> grigio <i>grey</i>	E27 FBT 20W MAX	



Accessori
Accessories

Codice
Code

Descrizione
Description

 <p>25</p> <p>10</p>	2710	Corpo-controcassa Built-in body
---	------	------------------------------------

LINE REFLEX



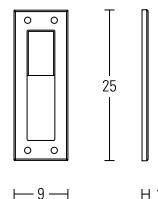
Incasso da parete rettangolare, per esterno/interno, a luce asimmetrica. Cassaforma dedicata in plastica. Corpo e copertura in alluminio pressofuso, verniciato a polvere termoidurente. Vetro piano trasparente, temprato. Viti in vista, in acciaio inox.

Rectangular recessed wall luminaire for outdoor and indoor, with asymmetric light. Plastic built-in box not included. Body and frame of die-cast aluminium, varnished with thermosetting powders. Flat clear tempered glass. Stainless steel screws at sight.

Encastré au mur rectangulaire pour extérieur et intérieur. Boîtier d'encastrement en plastique, séparé. Corps et cadre en fonte d'aluminium, avec peinture aux poudres thermodurcissables. Verre flotté transparent. Vis à vue en acier inox.

Empotrable en pared rectangular para exterior e interior. Caja empotrable en plástico por separado. Cuerpo y aro en aluminio inyectado, barnizados con polvos termoendurecidos. Cristal plano transparente templado. Tornillos a la vista, de acero inoxidable.

Dimensioni cm.
Size cm.



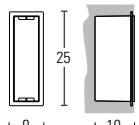
Codice Code	Finitura Finishing	Potenza Power	CCT CCT
1810351 1810352 1810359	bianco <i>white</i> nero <i>black</i> grigio <i>grey</i>	LED 3W	4000K
1814051 1814052 1814059	bianco <i>white</i> nero <i>black</i> grigio <i>grey</i>	G9 40W	



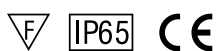
Accessori
Accessories

Codice
Code

Descrizione
Description

 <p>9 25 10</p>	2710	Corpo-controcassa Built-in body
--	------	------------------------------------

INSIT



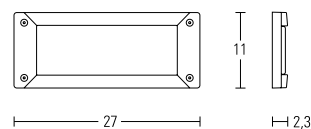
Incasso E27 da parete, esterno/interno, che non necessita di cassaforma dedicata. Corpo, diffusore e anelli in policarbonato. Viti in vista, in acciaio inox.

Recessed wall E27 luminaire for outdoor and indoor, that can be used without a special built-in box. Body, diffusers and frames made of polycarbonate. Stainless steel screws at sight.

Encastré au mur E27 pour extérieur et intérieur, qui peut être installé sans un boîtier d'encastrement spécial. Corps, diffuseur et anneaux en polycarbonate. Vis en acier inox à vue.

Empotrable de pared E27 para exterior e interior que no precisa de caja de empotrar especial. Cuerpo, difusor y aros en policarbonato. Tornillos en acero inoxidable a la vista.

Dimensioni cm.
Size cm.



Versione Version	Codice Code	Finitura Finishing	Potenza Power
	1132711 1132712 1132719	bianco <i>white</i> nero <i>black</i> grigio <i>grey</i>	E27 FBT 18W MAX
	1132721 1132722 1132729	bianco <i>white</i> nero <i>black</i> grigio <i>grey</i>	E27 FBT 18W MAX
	1132731 1132732 1132739	bianco <i>white</i> nero <i>black</i> grigio <i>grey</i>	E27 FBT 18W MAX

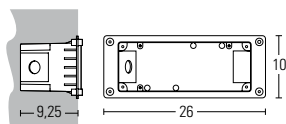


Accessori
Accessories

Codice
Code

Finitura
Finishing

Potenza
Power

	2610	bianco <i>white</i>	Corpo-controcassa <i>Built-in body</i>
---	------	---------------------	---

INSIT MINI



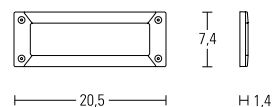
Incasso da parete per esterno/interno, di dimensione ridotta, che non necessita di cassaforma dedicata (ad eccezione della versione a Led). Corpo, diffusore e anelli in policarbonato. Viti in vista, in acciaio inox.

Small size recessed wall luminaire for outdoor and indoor, that can be used without its built-in box (except for LED version). Body, diffusers and frames made of polycarbonate. Stainless steel screws at sight.

Encastré au mur pour extérieur et intérieur de petite taille, qui peut être installé sans un boîtier d'encastrement spécial (sauf pour la version à LED). Corps, diffuseur et anneaux en polycarbonate. Vis en acier inox à vue.

Empotrable de pared para exterior e interior de reducidas dimensiones, que no precisa de caja de empotrar especial (excepto la versión de LED). Cuerpo, difusor y aros en policarbonato. Tornillos en acero inoxidable a la vista.

Dimensioni cm.
Size cm.



Versione Version	Codice Code	Finitura Finishing	Potenza Power	CCT CCT
	1140311 1140312 1140319	bianco <i>white</i> nero <i>black</i> grigio <i>grey</i>	LED 3W	4000K
	1141411 1141412 1141419	bianco <i>white</i> nero <i>black</i> grigio <i>grey</i>	E14 FBT 5W MAX	
	1140331 1140332 1140339	bianco <i>white</i> nero <i>black</i> grigio <i>grey</i>	LED 3W	4000K
	1141431 1141432 1141439	bianco <i>white</i> nero <i>black</i> grigio <i>grey</i>	E14 FBT 5W MAX	



Accessori
Accessories


Codice
Code

Finitura
Finishing

Descrizione
Description

	2630	bianco <i>white</i>	Corpo-controcassa <i>Built-in body</i>
	2650	bianco <i>white</i>	Controcassa per versione LED <i>Recess box version LED</i>

LINE



INSIT MINI



MAUS



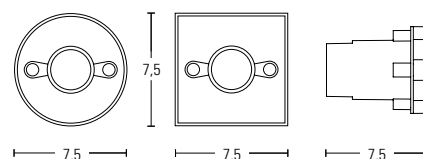
Incasso a Led, da parete e da terra calpestabile, completo di cassaforma dedicata. Corpo e anelli in pressofusione, verniciati a polvere. Viti in vista, in acciaio inox. L'apparecchio necessita di drenaggio. Il driver NON è incluso.

LED recessed luminaire, for wall application or ground for pedestrian areas only. Built-in box included. Body and trims of die-cast aluminium, with powder-finish paint. Outer stainless steel screws. Drainage requested. Driver is not included.

Encastré LED pour application à mur ou au sol, pour zones piétonnes, complet de boîtier d'encastrement. Corps et collerettes en fonte d'aluminium vernis à poudres. Vis extérieures en acier inox. Drainage nécessaire. L'alimentateur n'est pas inclus.

Empotrable LED para aplicación en pared o suelo, para tránsito peatonal, completo de caja de empotrar. Cuerpo y aros en aluminio inyectado, barnizados con pintura en polvos. Tornillos exteriores de acero inoxidable. Precisa drenaje. El driver no está incluido.

Dimensioni cm.
Size cm.

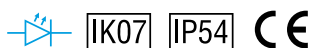


Versione Version	Fascio Beam angle	Codice Code	Finitura Finishing	Potenza Power	CCT CCT
	 16°	1701600	inox inox	LED 1,4W 350mA	4000K
		1701619	grigio grey	LED 1,4W 350mA	4000K
		1701629	grigio grey	LED 1,4W 350mA	4000K
		1701669	grigio grey	LED 1,4W 350mA	4000K
		1701679	grigio grey	LED 1,4W 350mA	4000K

APPARECCHIO COMPLETO DI CONTROCASSA. Controcassa e coperchio di protezione/allineamento forniti insieme all'apparecchio in una scatola unica.
FITTING WITH BUILD-IN-BOX INCLUDED. Built-in box and protection cover supplied with the fitting in a single box



RONDO



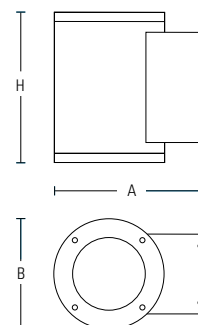
Up-Down da esterno/interno con cob led, a singola o doppia emissione. La struttura è in alluminio verniciato a polvere. Riflettore in tecnopolimero cromato. Disponibili ottiche alternative a quella standard. Vetro trasparente temprato. Viti in acciaio inox. L'apparecchio è già fornito di cavo.



Dimensioni cm.
Size cm.

Up-down luminaire for outdoor and indoor equipped with COB LED, with mono or bi-directional emission. Structure in aluminium with powder-coat finish. Chromed technopolymer reflector. Optional optics, different from the standard one, available on demand. Tempered clear glass. Stainless steel screws. The fitting is supplied with cable.

Appareil d'éclairage up-down avec COB LED, pour l'extérieur et l'intérieur, disponible avec mono ou bi-émission de lumière. Structure en aluminium avec peinture aux poudres. Réflecteur en technopolymères chromé. Des optiques différentes de celle fournie sont disponibles sur demande. Verre transparent trempé. Vis en acier inox. L'appareil est complet de câble.

Luminaria up-down para exterior e interior con COB LED, disponible con mono o bi-emisión de luz. Armadura en aluminio con barniz en polvos. Reflector en tecnopolímero cromado. Ópticas alternativas a la suministrada disponibles bajo pedido. Cristal transparente templado. Tornillos en acero inoxidable. Se suministra con cable incluido.





Fascio Beam angle	Codice Code	Finitura Finishing	Potenza Power	CCT CCT	Dimensione Size
 24°	642019	grigio grey	LED 1x20W	4000K	A = 21 cm B = 15 cm H = 18 cm
 24° 24°	644019	grigio grey	LED 2x20W	4000K	A = 21 cm B = 15 cm H = 22 cm



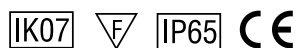
Accessori
Accessories

Codice
Code

Descrizione
Description

	0012	Riflettore 12° Reflector 12°
	0036	Riflettore 36° Reflector 36°

EXEL



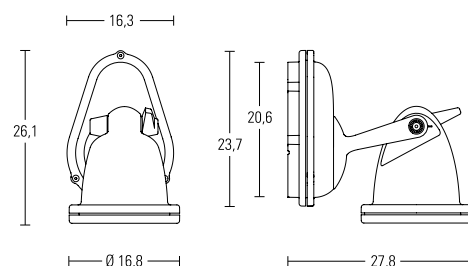
Faretto da esterno orientabile con corpo in pressofusione e la base in nylon. Riflettore in alluminio puro 99,8% anodizzato. Disponibile il picchetto, da ordinare a parte, per il fissaggio a terra. Possibilità d'installazione su palo.

Outdoor revolving floodlight with body of die-cast aluminium and base of nylon. Reflector of 99,8% pure anodized aluminium. Installation on spike and on post possible, both of them sold separately.

Projecteur orientable pour extérieur et intérieur avec corps en fonte d'aluminium et patère en nylon. Réflecteur en aluminium pur 99,8% anodisé. Installation sur piquet au sol ou sur mât possible, les deux sur demande.

Projector orientable para exterior e interior con cuerpo en aluminio inyectado y base en nylon. Reflector de aluminio puro 99,8% anodizado. Instalación con piqueta de suelo o en baliza posible, las dos bajo pedido.

Dimensioni cm.
Size cm.




Fascio Beam angle	Codice Code	Finitura Finishing	Potenza Power
 60°	1123512 1123519	nero <i>black</i> grigio <i>grey</i>	HQI G12 35W
	1127012 1127019	nero <i>black</i> grigio <i>grey</i>	HQI G12 70W
	1121512 1121519	nero <i>black</i> grigio <i>grey</i>	HQI G12 150W




Accessori
Accessories

Codice
Code

Descrizione
Description

	1122/HQI	Picchetto Stake
---	----------	-----------------

MAUS



RONDO



EXTRA



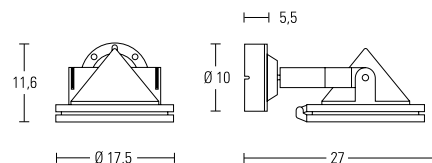
Faretto orientabile da esterno, in alluminio pressofuso. verniciato a polvere. Riflettore in alluminio anodizzato. Vetro trasparente temprato. Disponibile il picchetto, da ordinare a parte, per il fissaggio a terra. Possibilità d'installazione su palo. Viti e staffa in acciaio inox.

Adjustable spotlight for outdoor application, made of die-cast aluminum with powder coat finish. Reflector of anodized aluminium. Tempered clear glass. Installation on spike and on post possible, both to be sold separately. Screws and bracket of stainless steel.

Projecteur orientable pour extérieur en fonte d'aluminium avec peinture aux poudres. Réflecteur en aluminium anodisé. Verre transparent trempé. Installation sur piquet au sol ou sur mât possible, les deux sur demande. Vis et bras en acier inox.

Projector orientable para exterior en aluminio inyectado y barnizado con polvos. Reflector en aluminio anodizado. Cristal transparente templado. Instalación con piqueta de suelo o en baliza posible, las dos bajo pedido. Tornillos y brazo de acero inoxidable.


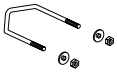
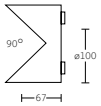
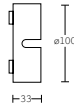

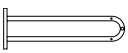
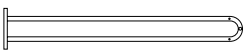
Dimensioni cm.
Size cm.



Fascio Beam angle	Codice Code	Finitura Finishing	Potenza Power
90°	112511 112512 112519	bianco <i>white</i> nero <i>black</i> grigio <i>grey</i>	R7S 78mm 150W MAX
110°	110111* 110112* 110119*	bianco <i>white</i> nero <i>black</i> grigio <i>grey</i>	HQI G12 150W MAX

*Alimentato da gruppo esterno non compreso *Remote control gear not included*



Accessori <i>Accessories</i>	Codice <i>Code</i>	Finitura <i>Finishing</i>	Descrizione <i>Description</i>
	0912	nero <i>black</i>	Picchetto Stake
	1010		Staffa in acciaio inox per palo D=42 e D=60 <i>Clamp made of stainless steel for pole D=42 and D=60</i>
	1111 1112 1119	bianco <i>white</i> nero <i>black</i> grigio <i>grey</i>	Angolare in alluminio pressofuso verniciato <i>Angular support made of painted die-cast aluminium</i>
	1311 1312 1319	bianco <i>white</i> nero <i>black</i> grigio <i>grey</i>	Distanziale ingresso cavi esterno <i>Spacer for outer cable entry</i>
	2851 2852 2859	bianco <i>white</i> nero <i>black</i> grigio <i>grey</i>	Visiera <i>Visor</i>
	0411 0412 0419	bianco <i>white</i> nero <i>black</i> grigio <i>grey</i>	Extra Palo H=50cm <i>Extra Pole H=50cm</i>
	0421 0422 0429	bianco <i>white</i> nero <i>black</i> grigio <i>grey</i>	Extra Palo H=100cm <i>Extra Pole H=100cm</i>

EXTRA TEKNO



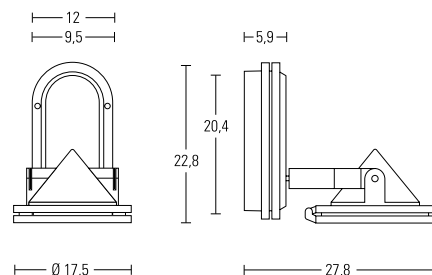
Faretto orientabile da esterno, in alluminio pressofuso. verniciato a polvere. Riflettore in alluminio anodizzato. Vetro trasparente temprato. Disponibile il picchetto, da ordinare a parte, per il fissaggio a terra. Possibilità d'installazione su palo. Viti e staffa in acciaio inox.

Adjustable spotlight for outdoor application, made of die-cast aluminum with powder coat finish. Reflector of anodized aluminium. Tempered clear glass. Installation on spike and on post possible, both to be sold separately. Screws and bracket of stainless steel.

Projecteur orientable pour extérieur en fonte d'aluminium avec peinture aux poudres. Réflecteur en aluminium anodisé. Verre transparent trempé. Installation sur piquet au sol ou sur mât possible, les deux sur demande. Vis et bras en acier inox.

Projector orientable para exterior en aluminio inyectado y barnizado con polvos. Reflector en aluminio anodizado. Cristal transparente templado. Instalación con piqueta de suelo o en baliza posible, las dos bajo pedido. Tornillos y brazo de acero inoxidable.

Dimensioni cm.
Size cm.



Fascio Beam angle	Codice Code	Finitura Finishing	Potenza Power
	1063512 1063519	nero <i>black</i> grigio <i>grey</i>	HQI G12 35W
	1067012 1067019	nero <i>black</i> grigio <i>grey</i>	HQI G12 70W
	1061512 1061519	nero <i>black</i> grigio <i>grey</i>	HQI G12 150W

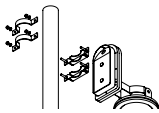



Accessori
Accessories

Codice
Code

Finitura
Finishing

Descrizione
Description

Accessori Accessories	Codice Code	Finitura Finishing	Descrizione Description
	3560	zincata galvanized	Staffa per palo Ø 60 Clamp Ø 60
	2852 2859	nero black grigio grey	Visiera Visor

EXLED



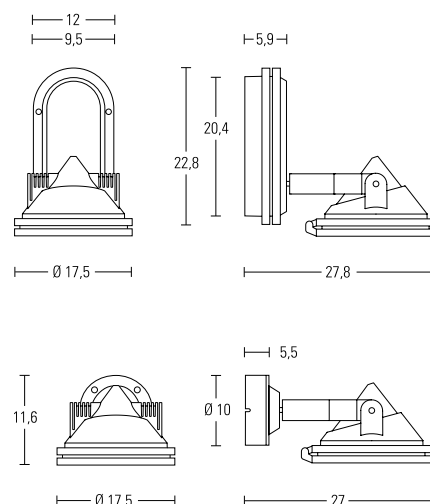
Faretto a LED orientabile, da esterno, in alluminio pressofuso, verniciato a polvere. Riflettore in tecnopolimero cromato. E' disponibile il picchetto, da ordinare a parte, per il fissaggio a terra. Possibilità d'installazione su palo. E' possibile richiedere la versione senza driver con una base di fissaggio di dimensione ridotta. Viti e staffa in acciaio inox.

Adjustable LED spotlight for outdoor application, made of die-cast aluminum with powder coat finish. Reflector of chromium-plated technopolymer. Installation on spike and on post possible, both on demand. A model without driver and smaller fixing canopy also available. Screws and bracket of stainless steel.

Projecteur LED orientable pour extérieur en fonte d'aluminium avec peinture aux poudres. Réflecteur en technopolymère chromé. Installation sur piquet au sol ou sur mât possible, les deux sur demande. Disponible une version sans alimentateur et patère de fixation de dimensions réduites. Vis et bras en acier inox.

Projector LED orientable para exterior en aluminio inyectado y barnizado con polvos. Reflector en tecnopolimero cromado. Instalación con piqueta de suelo o en baliza posible, las dos bajo pedido. Disponible una versión sin alimentador y con base de fijación de dimensiones reducidas. Tornillos y brazo de acero inoxidable.

Dimensioni cm.
Size cm.



Versione Version	Fascio Beam angle	Codice Code	Finitura Finishing	Potenza Power	CCT CCT
	40°	1061111 1061112 1061119	bianco <i>white</i> nero <i>black</i> grigio <i>grey</i>	LED 26W	4000K
		1061111/3000 1061112/3000 1061119/3000	bianco <i>white</i> nero <i>black</i> grigio <i>grey</i>	LED 26W	3000K

Driver incluso - Control gear included

	40°	112611 112612 112619	bianco <i>white</i> nero <i>black</i> grigio <i>grey</i>	LED 26W	4000K
		112611/3000 112612/3000 112619/3000	bianco <i>white</i> nero <i>black</i> grigio <i>grey</i>	LED 26W	3000K

Alimentato da gruppo esterno non compreso Remote control gear not included


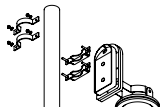


Accessori
Accessories


Codice
Code

Finitura
Finishing

Descrizione
Description

	2941		Riflettore 20° Reflector 20°
	3560	zincata galvanized	Staffa per palo Ø 60 Clamp Ø 60

EXTRA



EXTRA TEKNO



THIN



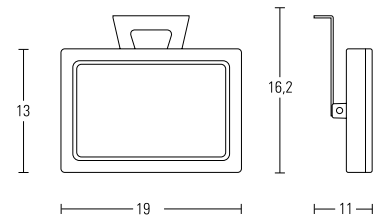
Faretto rettangolare a Led, per esterno/interno, orientabile su un asse, in alluminio pressofuso, verniciato a polvere. Vetro trasparente temprato. Viti in acciaio inox. Fornito già completo di spezzone di cavo.


Rectangular LED spotlight for outdoor and indoor, adjustable through one axis, made of die-cast aluminium with powder-coat finish. Clear tempered glass. Stainless steel screws. The fitting is supplied with a piece of cable.

Projecteur LED rectangulaire pour l'extérieur et l'intérieur, orientable sur un axe, fabriqué en fonte d'aluminium avec peinture aux poudres. Verre transparent trempé. Vis en acier inox. Livré avec tronçon de câble.

Projector de LED rectangular para exterior e interior, orientable entomo de un eje, de aluminio inyectado y barnizados en polvos. Cristal transparente templado. Tornillos de acero inoxidable. Se suministra con trozo de cable incluido.

Dimensioni cm.
Size cm.



Fascio Beam angle	Codice Code	Finitura Finishing	Potenza Power	CCT CCT
 120°	3402001	bianco white	LED 20W	4000K



ACCES SORI

ACCESSORIES
ACCESSOIRES
ACCESORIOS



DRIVER 24/12V
P. 424



DRIVER
350/500/700mA
P. 426



DRIVER
MULTITENSIONE E
CORRENTE
P. 427



GRUPPI
ALIMENTAZIONE HQI
P. 427



TRASFORMATORI 12V
P. 428



BOX DI CONNESSIONE
P. 428

DRIVER


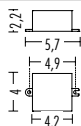


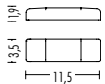
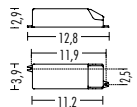

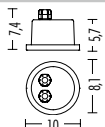

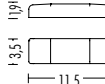




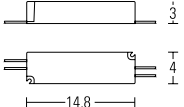
24/12V

Accessori Accessories	Dimensioni Size	Codice Code	Descrizione Description
		L90118	input: 100-240V AC - 50/60Hz output: 24V DC - 350mA - 6W
		L90105	input: 100-240V AC - 50/60Hz output: 24V DC - 1,1A - MAX 25W
		L90106	input: 100-240V AC - 50/60Hz output: 24V DC - 2,2A - MAX 50W
		L90107	input: 100-120V AC - 50/60Hz 200-240V AC - 50/60Hz output: 24V DC - 4,5A - MAX 105W
		L90108	input: 110-120V AC - 50/60Hz 220-240V AC - 50/60Hz output: 24V DC - 6,5A - MAX 150W
		L90109	input: 100-240V AC - 50/60Hz output: 24V DC - 8,4A - MAX 200W
		L90110	input: 100-240V AC - 50/60Hz output: 24V DC - 13A - MAX 300W Sistema di raffreddamento a ventola (lieve rumorosità durante il funzionamento) <i>Fan cooling system (slightly noisy when functioning)</i>
		L90124	IP67 input: 230-240V AC - 50/60Hz output: 24V DC - 2,9A - MAX 70W
		L90125	IP67 input: 230-240V AC - 50/60Hz output: 24V DC - 6,25A - MAX 150W
		L90127	IP68 input: 220-240V AC - 50/60Hz output: 24V DC - 0,83A - MAX 20W

Accessori Accessories	Dimensioni Size	Codice Code	Descrizione Description
		L90102	input: 220-240V AC - 50/60Hz output: 12V DC - 1,7A - MAX 20W
		L90145	input: 100-240V AC - 50/60Hz output: 12V DC - 2,1A - MAX 25W
		L90146	input: 100-240V AC - 50/60Hz output: 12V DC - 4,2A - MAX 50W
		L90100	input: 220-240V AC - 50/60Hz output: 12V DC - 5,8A - MAX 70W
		L90147	input: 100-120V AC - 50/60Hz 200-240V AC - 50/60Hz output: 12V DC - 8,5A - MAX 105W
		L90148	input: 110-120V AC - 50/60Hz 220-240V AC - 50/60Hz output: 12V DC - 12,5A - MAX 150W
		L90149	input: 100-240V AC - 50/60Hz output: 12V DC - 16,7A - MAX 200W Sistema di raffreddamento a ventola (lieve rumorosità durante il funzionamento). <i>Fan cooling system (slightly noisy when functioning).</i>
		L90161	input: 100-240V AC - 50/60Hz output: 12V DC - 25A - MAX 300W Sistema di raffreddamento a ventola (lieve rumorosità durante il funzionamento). <i>Fan cooling system (slightly noisy when functioning).</i>
		L90163	IP67 input: 230-240V AC - 50/60Hz output: 12V DC - 5,8A - MAX 70W


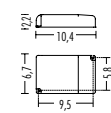

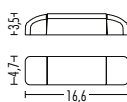

DRIVER

350/500/700mA

Accessori <i>Accessories</i>	Dimensioni <i>Size</i>	Codice <i>Code</i>	Descrizione <i>Description</i>
		L90113	input: 100-240V AC - 50/60Hz output: 350mA MAX 6W
		L90118	input: 100-240V AC - 50/60Hz output: 24V DC - 350mA - 6W
		L90115	input: 100-240V AC - 50/60Hz output: 350mA MAX 15W
		L90114	input: 100-240V AC - 50/60Hz output: 350mA MAX 17W
		L90122	IP68 input: 220-240V AC - 50/60Hz output: 350mA MAX 10W
		L90119	input: 100-240V AC - 50/60Hz output: 500mA MAX 6W
		L90116	input: 100-240V AC - 50/60Hz output: 500mA MAX 12W
		L90143	input: 100-240V AC - 50/60Hz output: 500mA MAX 20W
		L90121	input: 100-240V AC - 50/60Hz output: 700mA MAX 12W Dimmerabile <i>Dimmable</i>
		L90117	input: 200-240V AC - 50/60Hz output: 700mA MAX 17W
		L90123	IP68 input: 220-240V AC - 50/60Hz output: 700mA MAX 17W
		4435	IP67 input: 100-240V AC - 50/60Hz output: 700mA MAX 35W


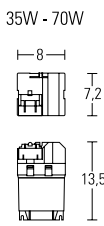

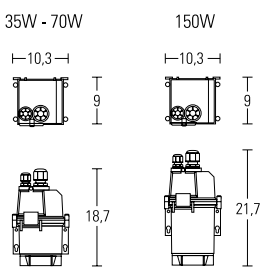
DRIVER

MULTITENSIONE E CORRENTE

Accessori Accessories	Dimensioni Size	Codice Code	Descrizione Description
		L90112	input: 220-240V AC - 50/60Hz output: 12V DC - 1,7A - MAX 20W
		L90101	input: 100-240V AC - 50/60Hz output: 12V DC - 2,1A - MAX 25W
		L90142	Cavo di sincronizzazione per alimentatori L90101 e L90112. Lunghezza cavo 1,5 mt. <i>Synchronization cable for L90101 and L90112 power supply. Cable length 1,5 mt.</i>


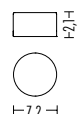

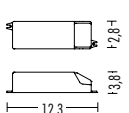
GRUPPI

ALIMENTAZIONE HQI


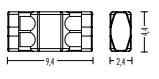

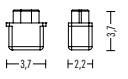

Accessori Accessories	Versione Version	Codice Code	Descrizione Description
		3335	IP40 Alimentatore HQI 35W per distanze fino a 2mt. <i>Control gear HQI 35W for distance up to 2mt.</i>
		3307	IP40 Alimentatore HQI 70W per distanze fino a 2mt. <i>Control gear HQI 70W for distance up to 2mt.</i>
		3315	IP40 Alimentatore HQI 150W per distanze fino a 2mt. <i>Control gear HQI 150W for distance up to 2mt.</i>
		2235	IP66 Alimentatore HQI 35W per distanze fino a 10mt. Accenditore temporizzato (CUT-OUT) automatico. <i>Control gear HQI 35W for distance up to 10mt. Automatic timed ignitor (CUT-OUT).</i>
		2207	IP66 Alimentatore HQI 70W per distanze fino a 10mt. Accenditore temporizzato (CUT-OUT) automatico. <i>Control gear HQI 70W for distance up to 10mt. Automatic timed ignitor (CUT-OUT).</i>
		2215	IP66 Alimentatore HQI 150 per distanze fino a 10mt. Accenditore temporizzato (CUT-OUT) automatico. <i>Control gear HQI 150W for distance up to 10mt. Automatic timed ignitor (CUT-OUT).</i>

TRASFORMATORI

12V

Accessori Accessories	Dimensioni Size	Codice Code	Descrizione Description
		98800	input: 230-12V output: 60W
		98806	input: 230-12V output: 105W

BOX DI CONNESSIONE

Accessori Accessories	Dimensioni Size	Codice Code	Descrizione Description
		L90138	Scatola di connessione IP68. IP68 junction box.
		L90139	Scatola di connessione IP68. IP68 junction box.
	10,8x7 cm 4x5,35 cm	503	Scatola incasso tipo "503" Built-in box like "503"



INFO

INFO
INFOS
INFO

Marchi e simboli

Marks and symbols



Indica che il prodotto può circolare liberamente all'interno dell'Unione Europea.
Certifica che il prodotto risponde ai requisiti essenziali di sicurezza.
It ensures the free movement of the product within the European Union and it certifies that the product complies with the essential safety requirements.



Apparecchio (classe II) con doppio isolamento. Non necessita di messa a terra.
Class II - Light fittings whose safety is guaranteed by the double reinforced insulation of conductive parts, with no earth.



Apparecchio (classe III). Utilizza tensione inferiore a 50 Volts.
Class III - Low voltage power supply, less than 50 Volts.



Apparecchio installabile su superfici normalmente infiammabili.
The fixture can be applied on surfaces normally inflammable.



LED
LED



Dimmerabile
Dimmable



Sensore di luminosità e rilevatore di movimento ad onde elettro-magnetiche ad alta frequenza.
Twilight sensor and active motion detector emitting high-frequency electromagnetic waves.



Apparecchio da incasso a pavimento idoneo al traffico pedonale.
In-ground fitting resistant to foot traffic.



Protetto contro la penetrazione di corpi solidi $\varnothing > 12$ mm e non protetto ai liquidi.
Protection against solid objects with diameter superior to 12 mm. No water protection.



Protetto contro la penetrazione di corpi solidi $\varnothing > 1$ mm e non protetto ai liquidi.
Protection against solid object with diameter superior to 1 mm. No water protection.



Protetto contro la penetrazione di corpi solidi $\varnothing > 1$ mm e contro gli spruzzi d'acqua.
Protection against solid object with diameter superior to 1mm. Protection against water sprays.



Protetto contro la penetrazione della polvere e contro gli spruzzi d'acqua.
Protection against dust and water sprays.



Stagno alla protezione della polvere e protetto contro i getti d'acqua.
Total protection against dust and water jets protection.



Stagno alla penetrazione della polvere e protetto contro gli effetti delle immersioni.
Total protection against dust and protection against the effects of immersion.



Protetto contro l'energia d'urto 0,35 J.
Resistance against 0,35 J striking energy.



Protetto contro l'energia d'urto 0,5 J.
Resistance against 0,5 J striking energy.



Protetto contro l'energia d'urto 0,7 J.
Resistance against 0,7 J striking energy.



Protetto contro l'energia d'urto 1 J.
Resistance against 1 J striking energy.



Protetto contro l'energia d'urto 2 J.
Resistance against 2 J striking energy.



Indice analitico

Analytical index

Codice Code	Pagina Page	Codice Code	Pagina Page	Codice Code	Pagina Page
0012	407	1112	413	2313	302
0036	407	1119	413	2322	303
0111	337 - 375	1122/HQI	409	2323	303
0112	337 - 375	1212	282	2352	303
0113	337 - 375	1219	282	2353	303
0211	307	1311	413	2362	303
0212	307	1312	413	2363	303
0213	307	1319	413	2372	303
0221	307	1410	333	2373	303
0222	307	1512	375	2382	303
0223	307	1513	375	2383	303
0231	307	1610	281 - 307	2392	303
0232	307	1710	351	2393	303
0233	307	1911	337 - 375	2402	303
0411	413	1912	337 - 375	2403	303
0412	413	1913	337 - 375	2412	287 - 296 - 300
0419	413	2102	294	2413	287 - 296 - 300
0421	413	2103	294	2422	287 - 296 - 300
0422	413	2122	294	2423	287 - 296 - 300
0429	413	2123	294	2610	399
0502	302	2207	427	2630	401
0503	302	2215	427	2650	401
503	428	2235	427	2710	389 - 391 - 395 - 397
0512	302	2250	294	2720	379 - 381 - 383 - 387
0513	302	2251	294	2832	289 - 291
0522	302	2252	294	2851	413
0523	302	2253	294	2852	413 - 415
0532	302	2260	294	2859	413 - 415
0533	302	2261	294	2871	379
0542	302	2262	294	2872	379
0543	302	2263	294	2879	379
0612	337 - 375	2272	300	2881	379
0613	337 - 375	2273	300	2882	379
0912	413	2282	296	2889	379
1010	413	2283	296	2941	417
1111	413	2312	302	3307	427



Codice Code	Pagina Page	Codice Code	Pagina Page	Codice Code	Pagina Page
3315	427	012732	374	022711	336
3335	427	012733	374	022712	336
3501	227	012751	372	022713	336
3502	227	012752	372	022721	336
3503	227	012753	372	022722	336
3504	227	15323	237 - 241	022723	336
3505	227	15324	237 - 241	022731	336
3506	227	15326	193	022732	336
3507	227	15327	191	022733	336
3560	355 - 415 - 417	15328	189	23080	302
4435	426	15329	195	23120	302
5211	339	15330	191	23180	302
5212	339	15331	189	23200	20
5213	339	15400	188	23201	20
5230	306	15401	188	23202	20
5232	306	15402	188	23203	20
5312	369	15403	188	23204	20
5313	369	15404	190	23205	20
5322	369	15405	190	23206	20
5323	369	15406	190	23207	20
6224	315	15407	190	23208	20
6229	315	15412	192	23210	20
6234	315	15413	192	23211	20
6239	315	15414	192	23212	20
12115	258	15430	189	30051	72
12144	258	15431	191	30053	76
12611	341	16072	287	30055	74
12612	341	16073	287	30063	70
12613	341	21580	167	30100	67
012711	374	21619	138 - 166	30101	67
012712	374	21620	167	30102	67
012713	374	21659	150	30103	67
012721	374	21730	156	30104	67
012722	374	21765	154	30105	67
012723	374	21770	158	30106	67
012731	374	21805	167	30107	67



Indice analitico

Analytical index

Codice Code	Pagina Page	Codice Code	Pagina Page	Codice Code	Pagina Page
30108	67	32075	119	33022	35
30110	67	32082/E	128	33024	35
30111	67	32084	124	33025	35
30112	67	32132	107	33027	35
30127	54	32150/E	110	33028	35
32000	84	32153	100	33032	35
32001	84	32154	58	33034	35 - 137
32003	84	32157	102	33037	35
32005	84	32158	56	33039	34
32007	84	32159	106	33083	35 - 137
32014	84	32161	104	33100	31
32015	84	32169	57 - 75 - 103 - 217	33101	31
32016	84	32172	57 - 59 - 75 - 77 - 101 103 - 215 - 217	33103	31
32020	108	32173	61 - 73 - 95 - 131	33104	31
32032	84	32174	61 - 73 - 131	33105	31
32040	85 - 119	32175	61 - 73 - 131	33107	31
32041	85 - 119	32180	84	33130	45
32041/T	85	32182	84	33131	45
32042	85 - 119	32232	94	33132	45
32042/T	85	32237	98	33133	45
32043	85 - 119	32244	126	33134	45
32043/T	85	32245	98	33135	45
32044	85 - 119	32254	120 - 166	33136	45
32044/T	85	32261	60	33137	45
32046	112	32291	130	33138	45
32046/GU	112	32293	96	33140	43
32048	112	33008	34	33141	43
32048/GU	112	33010	34	33142	43
32051	106	33012	34	33143	43
32057	86 - 166	33014	36 - 166	33144	43
32066	214	33015	35	33145	43
32070	119	33016	35	33146	43
32071	119	33018	35	33147	43
32072	119	33019	43	33148	45
32073	119	33020	35	33149	45
32074	119			33150	45

Codice Code	Pagina Page	Codice Code	Pagina Page	Codice Code	Pagina Page
33151	45	33187	43	50026	52
33152	45	33188	43	50721/E	50
33153	45	33189	43	50722/E	262
33154	45	33190	43	50724/E	262
33155	45	33191	43	50752	268
33156	45	33192	43	50753	268
33157	43 - 45	33193	43	50760	270
33158	43 - 45	33194	43	50761	270
33159	43 - 45	36011	199	50763	266
33160	43 - 45	36022	199	51000	264
33161	45	37010	137	51001	264
33162	43 - 45	37011/00	136	51002	264
33163	45	37011	137	51003	264
33164	45	37012	137	51004	264
33165	45	37800/00	136	51008	264
33166	43	37800	137	51009	264
33167	43	37801/00	136	052711	332
33168	43	37801	137	052712	332
33169	43	37802/00	136	052713	332
33170	43	37802	137	56000	316
33171	43	37803/00	136	56001	316
33172	43	37803	137	56003-01	276
33173	43	44308	242	56003-02	276
33174	43	44309	242	56103-01	276
33175	43	45300	244	56103-02	276
33176	43	45301	244	61020	216
33177	43	45302	244	62020	272
33178	43	45303	244	62023	272
33179	43	45304	244	98800	428
33180	43	45305	244	98806	428
33181	43	50020	52	110111	412
33182	43	50021	52	110112	412
33183	43	50022	52	110119	412
33184	43	50023	52	112511	412
33185	43	50024	52	112512	412
33186	43	50025	52	112519	412



Indice analitico

Analytical index

Codice Code	Pagina Page	Codice Code	Pagina Page	Codice Code	Pagina Page
112611	416	222719	364	352813	354
112611/3000	416	222721	364	355221	354
112612	416	222722	364	355222	354
112612/3000	416	222729	364	355223	354
112619	416	222731	364	361811	328
112619/3000	416	222732	364	361812	328
151411	350	222739	364	361813	328
151412	350	290311	388	372611-01	328
151413	350	290312	388	372612-01	328
172761	348	290319	388	372613-01	328
172762	348	291811	388	372711	328
172763	348	291812	388	372712	328
172768	348	291819	388	372713	328
181211	326	291821	388	373611	328
181211/HF	326	291822	388	373612	328
181212	326	291829	388	373613	328
181212/HF	326	291831	388	392721	362
181213	326	291832	388	392722	362
181213/HF	326	291839	388	392729	362
181411	326	292711	388	410351	380
181412	326	292712	388	410352	380
181413	326	292719	388	410359	380
182711	326	292721	388	414051	390
182712	326	292722	388	414052	390
182713	326	292729	388	414059	390
191311	326	292731	388	414151	390
191312	326	292732	388	414152	390
191313	326	292739	388	414159	390
202711	356	302711	378	422711	288
202712	356	302712	378	432711	288
202719	356	302719	378	492711	344
202721	358	352721	354	492712	344
202722	358	352722	354	492713	344
202729	358	352723	354	492721	344
222711	364	352811	354	492722	344
222712	364	352812	354	492723	344

Codice Code	Pagina Page	Codice Code	Pagina Page	Codice Code	Pagina Page
492731	344	891212/HF	324	1067012	414
492732	344	891213	324	1067019	414
492733	344	891213/HF	324	1092702	298
492751	344	891411	324	1092703	298
492752	344	891412	324	1092712	298
492753	344	891413	324	1092713	298
522611	338	891431	324	1092722	298
522612	338	891432	324	1092723	298
522613	338	891433	324	1102710	346
522711	338	892711	324	1111210	320
522712	338	892712	324	1111210/HF	320
522713	338	892713	324	1112710	320
532711	368	892731	324	1121310	320
532712	368	892732	324	1121512	408
532713	368	892733	324	1121519	408
532721	368	943012	224	1123512	408
532722	368	943012/4000	224	1123519	408
532723	368	943032	224	1127012	408
532731	368	943032/4000	224	1127019	408
532732	368	0943612	224	1132711	398
532733	368	0943632	224	1132712	398
582712	280	0945512	224	1132719	398
582719	280	0945532	224	1132721	398
621214	314	0948012	224	1132722	398
621219	314	0948032	224	1132729	398
622714	314	992711	290	1132731	398
622719	314	1061111	416	1132732	398
623614	314	1061111/3000	416	1132739	398
623619	314	1061112	416	1140311	400
631814	314	1061112/3000	416	1140312	400
631819	314	1061119	416	1140319	400
642019	406	1061119/3000	416	1140331	400
644019	406	1061512	414	1140332	400
891211	324	1061519	414	1140339	400
891211/HF	324	1063512	414	1141411	400
891212	324	1063519	414	1141412	400



Indice analitico

Analytical index

Codice Code	Pagina Page	Codice Code	Pagina Page	Codice Code	Pagina Page
1141419	400	1325511	222	1814051	396
1141431	400	1325512	222	1814052	396
1141432	400	1325531	222	1814059	396
1141439	400	1325532	222	1902711	382
1192711	334	1428011	222	1902712	382
1192712	334	1428012	222	1902719	382
1192713	334	1428031	222	1910651	386
1195411	334	1428032	222	1910652	386
1195412	334	1522721	370	1910659	386
1195413	334	1522722	370	1911851	386
1202510	246	1522723	370	1911852	386
1202511	246	1522731	370	1911859	386
1202512	246	1522732	370	2802711	250
1202710	246	1522733	370	2802712	250
1202711	246	1602702	286	2802721	250
1202712	246	1602703	286	2802722	250
1212510	246	1701600	404	3000111	200
1212511	246	1701619	404	3000112	200
1212512	246	1701629	404	3000113	200
1212710	246	1701669	404	3000114	200
1212711	246	1701679	404	3000115	200
1212712	246	1800311	394	3000311	200
1223012	222	1800312	394	3000312	200
1223012/4000	222	1800319	394	3000313	200
1223032	222	1802711	394	3000314	200
1223032/4000	222	1802712	394	3000315	200
1223611	222	1802719	394	3101211	318
1223612	222	1802721	394	3101211/HF	318
1223631	222	1802722	394	3101212	318
1223632	222	1802729	394	3101212/HF	318
1262711	340	1802731	394	3101213	318
1262712	340	1802732	394	3101213/HF	318
1262713	340	1802739	394	3102711	318
1262731	340	1810351	396	3102711/HF	318
1262732	340	1810352	396	3102712	318
1262733	340	1810359	396	3102712/HF	318

Codice Code	Pagina Page	Codice Code	Pagina Page	Codice Code	Pagina Page
3102713	318	3703001-02	226	L00621-02	190
3102713/HF	318	3705001-02	226	L00624-01	174
3105411	318	3706001-02	226	L00624-02	174
3105412	318	L00385	145	L00627-01	182
3105413	318	L00386	145	L00627-02	182
3203011	220	L00387	145	L00628-01	182
3203011/4000	220	L00388-02	145	L00628-02	182
3203013	220	L00439	177	L00630-01	182
3203013/4000	220	L00440	177	L00630-02	182
3204811	220	L00446	179	L00631-01	182
3204813	220	L00465	179 - 205	L00631-02	182
3304000-01	212	L00466	205	L00632-01	182
3304000-02	212	L00494	181	L00632-02	182
3314000-01	212	L00495	181	L00634-01	182
3314000-02	212	L00566	177	L00634-02	182
3324000-01	90	L00567	179 - 205 - 209	L00635-01	164
3324000-02	90	L00568	181	L00635-02	164
3402001	420	L00571-01	206	L00636-01	164
3502001-01	226	L00571-02	206	L00636-02	164
3502001-02	226	L00572-01	206	L00637-01	164
3504001-01	226	L00572-02	206	L00637-02	164
3504001-02	226	L00573	207	L00638-01	164
3504001-03	226	L00574-01	188	L00638-02	164
3601160-01	198	L00574-02	188	L00641-01	190
3601160-02	198	L00578-01	190	L00641-02	190
3601161-01	198	L00578-02	190	L00644	183
3601161-02	198	L00579-01	206	L00645	183
3601191-01	198	L00579-02	206	L00646	183
3601191-02	198	L00585	163 - 165	L00647	175
3602260-01	198	L00587-01	208	L00649-01	174
3602260-02	198	L00587-02	208	L00649-02	174
3602261-01	198	L00589-01	208	L00650-01	180
3602261-02	198	L00589-02	208	L00650-02	180
3602291-01	198	L00598-01	208	L00651-01	180
3602291-02	198	L00598-02	208	L00651-02	180
3703001-01	226	L00621-01	190	L00652-01	180

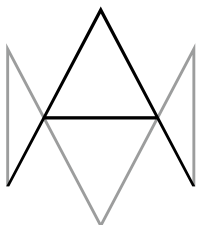


Indice analitico

Analytical index

Codice Code	Pagina Page	Codice Code	Pagina Page	Codice Code	Pagina Page
L00652-02	180	L10433-02	176	L10522-02	205
L00654-01	180	L10437-01	176	L10523-01	205
L00654-02	180	L10437-02	176	L10523-02	205
L00655-01	180	L10449-01	178	L10556-01	162
L00655-02	180	L10449-02	178	L10556-02	162
L00656-01	180	L10451-01	178	L10557-01	162
L00656-02	180	L10451-02	178	L10557-02	162
L00657-01	180	L10455-01	178	L10558-01	162
L00657-02	180	L10455-02	178	L10558-02	162
L00659-01	180	L10457-01	178	L10560-01	162
L00659-02	180	L10457-02	178	L10560-02	162
L10340-01	144	L10459-01	178	L10603-01	176
L10340-02	144	L10459-02	178	L10603-02	176
L10341-01	144	L10463-01	178	L10604-01	176
L10341-02	144	L10463-02	178	L10604-02	176
L10344-01	144	L10500-01	204	L10607-01	178
L10344-02	144	L10500-02	204	L10607-02	178
L10345-01	144	L10502-01	204	L10608-01	178
L10345-02	144	L10502-02	204	L10608-02	178
L10348-01	144	L10506-01	204	L10614-01	204
L10348-02	144	L10506-02	204	L10614-02	204
L10349-01	144	L10508-01	204	L10615-01	204
L10349-02	144	L10508-02	204	L10615-02	204
L10352-01	144	L10510-01	204	L10616-01	205
L10352-02	144	L10510-02	204	L10616-02	205
L10353-01	144	L10514-01	204	L10617-01	205
L10353-02	144	L10514-02	204	L10617-02	205
L10423-01	176	L10516-01	205	L15430-01	194
L10423-02	176	L10516-02	205	L15430-02	194
L10425-01	176	L10517-01	205	L15431-01	194
L10425-02	176	L10517-02	205	L15431-02	194
L10429-01	176	L10518-01	205	L15432-01	194
L10429-02	176	L10518-02	205	L15432-02	194
L10431-01	176	L10519-01	205	L21660-02	150
L10431-02	176	L10519-02	205	L21737-01	148
L10433-01	176	L10522-01	205	L21737-02	148

Codice Code	Pagina Page	Codice Code	Pagina Page	Codice Code	Pagina Page
L21738-01	256	L33113-01	28	L90110	424
L21738-02	256	L33113-02	28	L90112	427
L21775-01	154	L33122-01	28	L90113	426
L21776-01	154	L33122-02	28	L90114	426
L21790-01	160	L33123-01	28	L90115	426
L21790-02	160	L33123-02	28	L90116	426
L21791-01	48	L42914-01	252	L90117	426
L21791-02	48	L42914-02	252	L90118	424 - 426
L21806	167	L42916-01	252	L90119	426
L23200	21	L42916-02	252	L90121	426
L23216-01	14	L43100-02	240	L90122	426
L23216-02	14	L43110-01	236	L90123	426
L23218-01	14	L43111-01	236	L90124	424
L23218-02	14	L43120-01	232	L90125	424
L23220	16	L43121-01	232	L90127	424
L23222	16	L43122-01	232	L90138	428
L30A51-01/1050	72	L50722-01	262	L90139	428
L30A51-02/1050	72	L50752-01	268	L90142	427
L32057	86 - 166	L50753-01	268	L90143	426
L32254	120 - 166	L50763-01	266	L90145	425
L32A32-01/1050	94	L55044-01	234	L90146	425
L32A32-02/1050	94	L55045-01	234	L90147	425
L32A61-01/1050	60	L55046-01	234	L90148	425
L32A61-02/1050	60	L55047-01	234	L90149	425
L32A91-01/1050	130	L55048-01	234	L90161	425
L32A91-02/1050	130	L55049-01	234	L90163	425
L32B32-01/1050	94	L55052-01	234	L90173-01	192
L32B32-02/1050	94	L55053-01	234	L90174-01	192
L33017	21 - 31	L90100	35 - 137 - 425		
L33106	21 - 31	L90101	427		
L33110-01	26	L90102	35 - 137 - 425		
L33110-02	26	L90105	424		
L33111-01	26	L90106	424		
L33111-02	26	L90107	424		
L33112-01	28	L90108	424		
L33112-02	28	L90109	424		



AREALITE
METALSPOT

CATALOGO GENERALE AREALITE METALSPOT EDIZIONE MAGGIO 2016

La riproduzione, anche parziale di questo catalogo è vietata. I prodotti illustrati nel presente catalogo sono coperti da brevetti italiani ed internazionali. L'azienda promuoverà azioni legali nei confronti d'eventuali imitatori. I dati e le immagini riportati in questo catalogo non costituiscono alcun impegno per AREALITE che si riserva il diritto di apportare senza preavviso le variazioni che riterrà opportune.

GENERAL CATALOGUE
EDITION MAY 2016

The reproduction, even partial, of the present catalogue is prohibited. The products shown in this catalogue are covered by Italian and International patents. The Company will take legal action against any imitator. The data mentioned in this catalogue are not binding for AREALITE, which reserve the right to make any necessary amendment, without notice.

CATALOGUE GÉNÉRAL
ÉDITION MAI 2016

La reproduction, même partielle de ce catalogue est interdite. Les produits illustrés dans ce catalogue sont couverts par des brevets italiens et internationaux. La Société intentera des actions légales contre tout imitateur. Les données mentionnées dans ce catalogue ne constituent aucun engagement pour AREALITE, qui se réserve le droit d'y apporter, sans aucun préavis, toutes les modifications jugées nécessaires.

CATÁLOGO GENERAL
EDICIÓN MAYO 2016

La reproducción total o parcial de este catálogo está prohibida. Los productos del presente catálogo están protegidos por patentes italianas e internacionales. La empresa emprenderá acciones legales contra eventuales imitadores. Los datos contenidos en este catálogo no constituyen obligación alguna por parte de AREALITE, que se reserva el derecho a realizar todas las variaciones que considere oportunas sin previo aviso.

Progetto grafico:

Redfish Design
redfishdesign.it

Stampa:

Rotolito Lombarda S.p.A., Pioltello (MI)
www.rotolitolombarda.it



AREALITE
METALSPOT

Arealite srl
Via Merendi, 47 - 20010 Cornaredo (Milano) - Italy

P.iva 10743110156
Tel. (+39) 02 93 61 291
Fax (+39) 02 93 63 035

info@arealite.com
www.arealite.com