

NEMO

Made in Italy



EVERY DAY NEMO BRINGS IDEAS INTO LIGHT AND LIGHTING PROJECTS INTO EXPRESSIVE CREATIONS

Our collections march to the exciting new beat of LED technology. We build fascinating and unique products that shake lighting preconceptions and shape spaces into attractive and timeless settings. NEMO is committed to being a leader in the LED movement both for our partners who use our products and for us who envision them.

Ogni giorno, NEMO trasforma in luce e prodotti idee e progetti. Il nostro sviluppo viaggia al ritmo della tecnologia LED, la rivoluzione che consente oggi degli itinerari d'espressione appassionanti, per i nostri partner che utilizzano la collezione NEMO e per noi che la realizziamo. Ogni giorno, NEMO apporta il suo contributo a questo formidabile momento di innovazione. Concepiamo degli oggetti che trasformano lo spazio, scuotono i codici della tradizione e conservano un valore espressivo unico nel tempo.

Chaque jour, NEMO transforme des idées en lumière et des projets en luminaires. Notre développement épouse le rythme de la technologie LED, la révolution lumineuse qui permet aujourd'hui des itinéraires d'expression passionnants, pour nous qui les fabriquons et pour nos partenaires qui les utilisent. Chaque jour, NEMO apporte sa contribution à ce formidable moment d'innovation. Nous concevons des luminaires qui transforment l'espace, bousculent les codes et gardent un pouvoir d'attraction unique dans le temps.

Jeden Tag verwandelt NEMO Ideen in Licht und Projekte in Leuchten. Unsere Entwicklung arbeitet am Puls der LED Technology. Die Revolution ermöglicht heute faszinierende und ausdrucksstarke Möglichkeiten – für unsere Partner, die mit unserer Kollektion arbeiten, und für uns, die wir diese konzipieren. NEMO leistet einen Beitrag zu diesem besonderen Innovations-Moment. Wir realisieren eine Kollektion, die Räume gestaltet, die Licht neu interpretiert und die eine attraktive wie einzigartige Präsenz über die Zeit bewahrt.






TABLE OF CONTENTS

Visual Index

Alphabetical Index

Designers



P. 252
AM2C/AM2Z
F.Albini, F.Helg,
A.Piva, M.Albini



P. 106
ARA
I. Marelli



P. 166
BORNE BÉTON
Le Corbusier



P. 240
CLARITAS
V. Magistretti
M. Tedeschi



P. 142
CROWN
Jehs+Laub



P. 266
DONNA
S. Marcato



P. 250
AMIN
F.Albini, F.Helg,
A.Piva, M.Albini



P. 248
ASIC
F.Albini, F.Helg,
A.Piva, M.Albini



P. 166
BORNE BÉTON PETITE
Le Corbusier



P. 366
DONNA
S. Marcato



P. 162
DOVE
M. Barbaglia,
M. Colombo



P. 148
DUNA
M. Barbaglia,
M. Colombo



P. 124
ELLISSE
F. Palazzari



P. 216
ESCARGOT
Le Corbusier



P. 88
GIÒ
Angeletti Ruzza Design



P. 06
IN THE WIND
A. Miyake



P. 258
KAZUKI
K. Takahama



P. 352
ILIUM
Foster+Partners




P. 160
IOTA
H. Mori



P. 244
KUTA
V. Magistretti



P. 158
LEO
Jehs+Laub



P. 70
**MINI MAIS PLUS QUE
CELA JE NE PEUX PAS**
R. Ricciotti



P. 268
LINESCAPES
Nemo Studio



P. 150
LOGO
M. Barbaglia
M. Colombo



P. 65
**MAIS PLUS QUE
CELA JE NE PEUX PAS**
R. Ricciotti



P. 154
MR. LIGHT
J. Mariscal



P. 178
PARLIAMENT
Le Corbusier



P. 188
PROJECTEUR 365
Le Corbusier



P. 154
MR. LIGHT
J. Mariscal



P. 78
PANAMA
Euga Design



P. 78
PANAMA MINI
Euga Design




P. 218
PIVOTANTE À POSER
C. Perriand



P. 292
PRISMA
M. Pollice



P. 328
REGULUS
G. Fassina,
C. Forcolini



P. 51
SPIGOLO
Studiocharlie



P. 370
THUBAN
H. Wettstein



P. 12
TRU
R. Paoli



P. 198
PROJECTEUR 165
Le Corbusier



P. 360
SIRIUS
C. Colombo



P. 58
SPIGOLO MINI
Studiocharlie



P. 370
THUBAN
H. Wettstein

PENDANT

PENDANT



P. 72
ALYA
G. Rosa



P. 254
AM4C/AS41C
F.Albini, F.Helg,
A.Piva, M.Albini



P. 256
AM4Z/AS41Z
F.Albini, F.Helg,
A.Piva, M.Albini



P. 380
ANITA
M.Barbaglia



P. 384
ASTEROIDE



P. 266
LINESCAPES VERTICAL
Nemo Studio



P. 349
MACONDO
G. Spini



P. 402
MAGA



P. 94
NUVOLA
M. Bellini



P. 198
PROJECTEUR 165
Le Corbusier



P. 358
CANNA NUDA
P. Castiglioni
R. Menghi



P. 306
CANNA NUDA METALLO
P. Castiglioni
R. Menghi



P. 246
COUPOLE
F. Albini



P. 126
CROWN FAMILY
Jehs+Laub



P. 134
CROWN PLANA FAMILY
Jehs+Laub



P. 188
PROJECTEUR 365
Le Corbusier



P. 156
SILVER LIGHT
L. Levi



P. 360
SIRIUS
C. Colombo



P. 51
SPIGOLO HORIZONTAL
Studiocharlie



P. 51
SPIGOLO VERTICAL
Studiocharlie



P. 364
DONNA
S. Marcato



P. 310
ELISA
G. Peretto



P. 116
ELLISSE
F. Palazzari



P. 100
GHALYA
G. Rosa



P. 90
GIÒ
Angeletti Ruzza Design



P. 17
TRU HORIZONTAL
R. Paoli



P. 16
TRU VERTICAL
R. Paoli



P. 22
TUBES 3
C. Kalpakian



P. 146
UMA
G. Tintori



P. 102
VESSEL
J. Maltz



P. 352
ILIUM
Foster+Partners



P. 04
IN THE WIND HORIZONTAL
A. Miyake



P. 05
IN THE WIND VERTICAL
A. Miyake



P. 34
KEPLER
A. Miyake



P. 266
LINESCAPES HORIZONTAL
Nemo Studio

WALL

WALL



P. 230
**APPLIQUE À VOLET
PIVOTANT**
C. Perriand



P. 212
APPLIQUE DE MARSEILLE
Le Corbusier



P. 104
ARA
I. Marelli



P. 406
ASCOT



P. 368
CALLA
I. Marelli



P. 404
QUARTO



P. 24
TUBES
C. Kalpakian



P. 26
TUBES LARGE
C. Kalpakian



P. 288
VIIVA
Angeletti Ruzza Design



P. 82
WALL SHADOWS
C. Kalpakian

WALL/CEILING



P. 144
CROWN
Jehs+Laub



P. 300
CUBO
M. Pollice



P. 124
ELLISSE
F. Palazzari



P. 308
FIX
Nemo Studio



P. 30
FLACA
R. Paoli



P. 284
ANGOLO
G. Peretto



P. 376
AQUARIUS
M. Barbaglia,
M. Colombo



P. 398
ASIA



P. 358
CANNA NUDA
P. Castiglioni
R. Menghi



P. 374
CONSTELLATION
Jehs+Laub



P. 312
FORD
G. Peretto




P. 244
KUTA
V. Magistretti



P. 204
LAMPE DE MARSEILLE
Le Corbusier



P. 208
**LAMPE DE MARSEILLE
MINI**
Le Corbusier



P. 274
LINESCAPES CANTILEVERED
Nemo Studio



P. 386
JESOLO



P. 318
K-HOLE
G. Peretto



P. 394
KRIS / KRIS KRIS



P. 400
LIDO



P. 272
LINESCAPES
Nemo Studio



P. 354
NORMA
M. Barbaglia,
S. Blackman




P. 42
OLYMPIA APPLIQUE
D. e M. Fuksas



P. 42
OLYMPIA ARM
D. e M. Fuksas



P. 224
POTENCE PIVOTANTE
C. Perriand



P. 228
POTENCE PIVOTANTE MINI
C. Perriand



P. 152
LOGO
M. Barbaglia,
M. Colombo



P. 382
LUNA
F. De Majo



P. 349
MACONDO
G. Spini



P. 402
MAGA



P. 96
NUVOLA
M. Bellini

WALL/CEILING

CEILING



P. 198
PROJECTEUR 165
Le Corbusier



P. 188
PROJECTEUR 365
Le Corbusier



P. 396
QUADRA



P. 392
RIVIERA



P. 260
SAORI Q1/Q2
K. Takahama



P. 306
CANNA NUDA METALLO
P. Castiglioni & R. Menghi



P. 304
CILINDRO
M. Pollice



P. 302
COMPACT
Nemo Studio



P. 301
CUBO
M. Pollice



P. 296
DUO
Nemo Studio



P. 56
SPIGOLO
Studiocharlie



P. 316
SQUARE
Nemo Studio



P. 390
VELA
S. Marcato



P. 322
INC 80
Nemo Studio



P. 326
ISI
G. Tintori



P. 272
LINESCAPES
Nemo Studio



P. 314
ONAN
G. Peretto



P. 324
ROOF
Nemo Studio

OUTDOOR



P. 378
AQUARIUS
M. Barbaglia, M. Colombo



P. 166
BORNE BÉTON
Le Corbusier



P. 166
BORNE BÉTON PETITE
Le Corbusier



P. 374
CONSTELLATION
Jehs+Laub



P. 65
MAIS PLUS QUE CELA JE NE PEUX PAS
R. Ricciotti



P. 26
TUBES LARGE
C. Kalpakian



P. 98
NUVOLA
M. Bellini



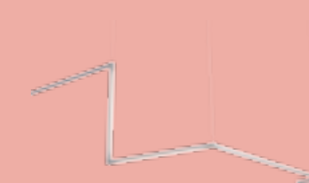
P. 188
PROJECTEUR 365
Le Corbusier



P. 336
BRIDGE SYSTEM
M. Barbaglia, M. Colombo



P. 330
REGULUS SYSTEM
G. Fassina, C. Forcolini



P. 264
LINESCAPES SYSTEM
NEMO

SYSTEMS

A

P. 72 **ALYA** *Gabriele Rosa*

P. 248 **ALBINI COLLECTION** *F.Albini, F.Helg, A.Piva, M.Albini*

AM1N

AM2C

AM2Z

AM4C

AM4Z

AS1C

AS41C

AS41Z

P. 284 **ANGOLO** *Gabi Peretto*

P. 380 **ANITA** *Mario Barbaglia*

P. 212 **APPLIQUE DE MARSEILLE** *Le Corbusier*

P. 230 **APPLIQUE À VOLET PIVOTANT** *Charlotte Perriand*

APPLIQUE À VOLET PIVOTANT

APPLIQUE À VOLET PIVOTANT DOUBLE

APPLIQUE À VOLET PIVOTANT PLIÉ

P. 376 **AQUARIUS** *Marco Barbaglia, Marco Colombo*

AQUARIUS WALL/CEILING

AQUARIUS INDOOR

AQUARIUS OUTDOOR

P. 104 **ARA** *Ilaria Marelli*

ARA FLOOR

ARA WALL

P. 406 **ASCOT**

P. 398 **ASIA**

P. 384 **ASTEROIDE**

B

P. 166 **BORNE BÉTON** *Le Corbusier*

BORNE BÉTON GRANDE IN/OUT

P. 336 **BRIDGE SYSTEM** *Mario Barbaglia, Marco Colombo*

BRIDGE FLUO

BRIDGE HALO

BRIDGE SPOT

ACCESSORIES

C

P. 368 **CALLA** *Ilaria Marelli*

P. 358 **CANNA NUDA** *Piero Castiglioni, Roberto Menghi*

CANNA NUDA PENDANT

CANNA NUDA CEILING/WALL

P. 306 **CANNA NUDA METALLO** *Piero Castiglioni, Roberto Menghi*

CANNA NUDA METALLO PENDANT

CANNA NUDA METALLO CEILING

P. 304 **CILINDRO** *Marco Pollice*

P. 240 **CLARITAS** *Vico Magistretti, Mario Tedeschi*

P. 302 **COMPACT** *Nemo Studio*

P. 372 **CONSTELLATION** *Jehs+Laub*

CONSTELLATION INDOOR

CONSTELLATION OUTDOOR

P. 246 **COUPOLE** *Franco Albini*

P. 126 **CROWN** *Jehs+Laub*

CROWN MAGNUM

CROWN MAJOR

CROWN MINOR

CROWN MULTI

CROWN SUMMA

P. 134 **CROWN PLANA**

CROWN PLANA LINEA

CROWN PLANA MAJOR

CROWN PLANA MEGA

P. 142 **CROWN PLANA MINOR**

CROWN FLOOR

P. 144 **CROWN WALL**

P. 298 **CUBO** *Marco Pollice*

CUBO CEILING

CUBO WALL

D

P. 364 **DONNA** *Stefano Marcato*

DONNA FLOOR

DONNA PENDANT

DONNA TABLE

P. 162 **DOVE** *Mario Barbaglia, Marco Colombo*

P. 148 **DUNA** *Mario Barbaglia, Marco Colombo*

P. 296 **DUO** *Nemo Studio*

E

P. 310 **ELISA** *Gabi Peretto*

P. 116 **ELLISSE** *Federico Palazzari*

ELLISSE DOUBLE

ELLISSE MAJOR

ELLISSE MINOR

ELLISSE WALL/FLOOR

P. 216 **ESCARGOT** *Le Corbusier*

F

P. 308 **FIX** *Nemo Studio*

P. 30 **FLACA** *Roberto Paoli*

P. 312 **FORD** *Gabi Peretto*

G

P. 100 **GHALYA** *Gabriele Rosa*

P. 88 **GIÒ** *Angeletti Ruzza Design*

GIÒ FLOOR

GIÒ PENDANT

P. 350 **ILIUM** *Foster+Partners*

ILIUM PENDANT

ILIUM TABLE

P. 02 **IN THE WIND** *Arihiro Miyake*

IN THE WIND FLOOR

IN THE WIND PENDANT HORIZONTAL

IN THE WIND PENDANT VERTICAL

P. 322 **INC 80** *Nemo Studio*

P. 160 **IOTA** *Hikaru Mori*

P. 326 **ISI** *Giancarlo Tintori*

J

P. 386 **JESOLO**

K

P. 258 **KAZUKI** *Kazuhide Takahama*

P. 318 **K-HOLE** *Gabi Peretto*

P. 34 **KEPLER** *Arihiro Miyake*

P. 394 **KRIS/KRIS KRIS**

P. 244 **KUTA** *Vico Magistretti*

KUTA TABLE

KUTA WALL

L

P. 204 **LAMPE DE MARSEILLE** *Le Corbusier*

LAMPE DE MARSEILLE

LAMPE DE MARSEILLE MINI

P. 158 **LEO** *Jehs+Laub*

P. 400 **LIDO**

P. 264 **LINESCAPES** *Nemo Studio*

LINESCAPES FLOOR

LINESCAPES PENDANT

LINESCAPES CEILING

LINESCAPES WALL
LINESCAPES CANTILEVERED
P. 276 **LINESCAPES SYSTEM** *Nemo Studio*
P. 150 **LOGO** *Mario Barbaglia, Marco Colombo*

LOGO FLOOR
LOGO WALL

P. 382 **LUNA** *Federico De Majo*

M

P. 346 **MACONDO** *Gregorio Spini*

MACONDO PENDANT
MACONDO WALL

P. 402 **MAGA**

MAGA PENDANT
MAGA WALL

P. 62 **MAIS PLUS QUE CELA JE NE PEUX PAS** *Rudy Ricciotti*

MAIS PLUS QUE CELA JE NE PEUX PAS IN/OUT
MAIS PLUS QUE CELA JE NE PEUX PAS MINI

P. 154 **MR. LIGHT** *Javier Mariscal*

MR. LIGHT TALL
MR. LIGHT SHORT

N

P. 354 **NORMA** *Mario Barbaglia, Steve Blackman*

P. 92 **NUVOLA** *Mario Bellini*

NUVOLA PENDANT
NUVOLA WALL
NUVOLA FLOOR OUTDOOR

O

P. 42 **OLYMPIA** *Doriana and Massimiliano Fuksas*

OLYMPIA WITH ARM
OLYMPIA APPLIQUE

P.314 **ONAN** *Gabi Peretto*

P

P. 78 **PANAMA** *Euga Design*

PANAMA
PANAMA MINI

P. 178 **PARLIAMENT** *Le Corbusier*

P. 218 **PIVOTANTE À POSER** *Charlotte Perriand*

P. 224 **POTENCE PIVOTANTE** *Charlotte Perriand*

P. 292 **PRISMA** *Marco Pollice*

PRISMA FLOOR/TABLE

P. 198 **PROJECTEUR 165** *Le Corbusier*

PROJECTEUR 165 CLIP
PROJECTEUR 165 PENDANT
PROJECTEUR 165 WALL

P. 184 **PROJECTEUR 365** *Le Corbusier*

PROJECTEUR 365 FLOOR
PROJECTEUR 365 PENDANT IN/OUT
PROJECTEUR 365 WALL IN/OUT

Q

P. 396 **QUADRA**

P. 404 **QUARTO**

R

P. 328 **REGULUS FLOOR** *Giancarlo Fassina, Carlo Forcolini*

P. 330 **REGULUS SYSTEM** *Giancarlo Fassina, Carlo Forcolini*

REGULUS CEILING
REGULUS TIGE
REGULUS WALL
REGULUS WALL CANTILEVERED

P. 392 **RIVIERA**

P. 324 **ROOF** *Nemo Studio*

S

P. 260 **SAORI** *Kazuhide Takahama*

P. 156 **SILVER LIGHT** *Liran Levi*

P. 360 **SIRIUS** *Carlo Colombo*

SIRIUS PENDANT
SIRIUS TABLE

P. 46 **SPIGOLO** *Studiocharlie*

SPIGOLO FLOOR
SPIGOLO PENDANT
SPIGOLO WALL
SPIGOLO MINI

P. 316 **SQUARE** *Nemo Studio*

T

P. 370 **THUBAN** *Hannes Wettstein*

THUBAN FLOOR
THUBAN TABLE
TRU FLOOR
TRU PENDANT VERTICAL
TRU PENDANT HORIZONTAL

P. 20 **TUBES** *Charles Kalpakian*

TUBES 1 WALL
TUBES 2 WALL
TUBES 3 PENDANT
P. 26 **TUBES LARGE** *Charles Kalpakian*
TUBES LARGE CEILING
TUBES LARGE WALL

U

P. 146 **UMA** *Giancarlo Tintori*

V

P. 390 **VELA** *Stefano Marcato*

P. 102 **VESSEL** *Jonathan Maltz*

P. 288 **VIIVA** *Angeletti Ruzza Design*

W

P. 82 **WALL SHADOWS** *Charles Kalpakian*

WALL SHADOWS GRAND
WALL SHADOWS LONG
WALL SHADOWS MOYEN
WALL SHADOWS PETIT

CONTEMPORARY



*Angeletti Ruzza
Design*



Mario Barbaglia



Mario Bellini



*Piero Castiglioni
& Roberto Menghi*



Carlo Colombo



Euga Design



Giancarlo Fassina



Carlo Forcolini



Foster & Partners



Franco Albini



*Massimiliano e
Doriana Fuksas*



Jehs+Laub




Charles Kalpakian



Jonathan Maltz



Stefano Marcato



Ilaria Marelli



Javier Mariscal



Arihiro Miyake



Le Corbusier



Vico Magistretti



Hikaru Mori




Roberto Paoli



Gabi Peretto



Rudy Ricciotti



Gabriele Rosa



Gregorio Spini



Studiocharlie



Giancarlo Tintori



*Charlotte
Perriand*



*Kazuhide
Takahama*

MASTERS



CONTEMPORARY

*We like the search for the new.
Among other things, because
there are no given rules,
but infinite possibilities for
charismatic ideas.*

IN THE WIND

Arihiro Miyake

Floor and pendant lamp for a warm and widespread LED lighting. The body is manufactured through a technology of torsion and misalignment of the aluminium extruded bar, expressly studied by Nemo (patent pending). It allows a 360° LED emission. Heads are in die-casted aluminium. Diffusers are in opal metacrylate. Heads, base and arms are painted in matt white, matt black, titan grey and gold. For the floor version, switch and dimmer on the cable.

Lampada da terra e a sospensione per un' illuminazione LED calda e diffusa. La struttura è realizzata attraverso una torsione fuori asse dell'estruso di alluminio, studiata appositamente da Nemo (patent pending), che permette un'illuminazione LED a 360°. Le testine sono in alluminio pressofuso. I diffusori sono in metacrilato opalino e le testate, la base e i bracci sono verniciati in bianco opaco, nero opaco, grigio titanio e oro. Interruttore e dimmer su cavo nella versione terra.

Lampadaire et suspension pour une LED lumière chaude et diffuse. La structure est fabriquée grâce à une technologie de torsion hors axes de l'extrusion de l'aluminium, spécialement développée par Nemo (brevet en cours d'enregistrement), ce qui permet un éclairage LED à 360°. Les têtes sont en aluminium moulé. Les diffuseurs sont en méthacrylate opalin. Les têtes, la base et les bras sont peints en blanc mat, noir, gris titane ou or. Interrupteur/dimmer sur le câble, dans la version lampadaire.

Steh- und Pendelleuchte mit warmer und diffuser LED-Beleuchtung. Die Struktur wird mit einem von NEMO entwickelten Twist Off-Axis- Verfahren des fließgepressten Aluminiums realisiert (zum Patent angemeldet). Dies erlaubt eine 360° LED-Beleuchtung. Die Kopfteile sind aus Aluminiumdruckguß. Die Diffusoren sind aus opalweißem Methacrylat. Die Struktur ist matt weiß, matt schwarz, titangrau oder goldfarben lackiert. Dimmbarer Schalter am Kabel in der Ausführung als Stehleuchte.

In The Wind pendant vertical gold



“In a time in which the light source itself can even be designed according to each object, the question would be how the lighting design should meet technology and how the light should look like. My answer is a simple, yet very fresh attempt, free from ready-made ideas, and rules based on classic lighting sources. In The Wind is a way to the future”. Arihiro Miyake



PENDANT HORIZ. LED

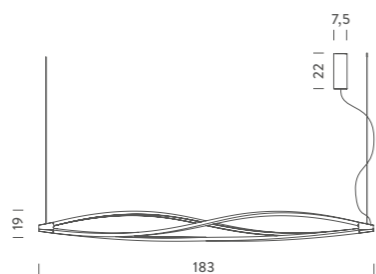
Linear LED | diffused, 360° | 3x20W |
5700lm | typ cri 83 | dimmable, DALI push | 230V |
*note metal cable lenght 3m, electric cable lenght 5m,
also available in 120V*

CCT 2700K

- ITW LWW 56 structure white
- ITW LNW 56 structure black
- ITW LGW 56 structure gold
- ITW LDW 56 structure titan grey

CCT 3000K

- ITW LWW 57 structure white
- ITW LNW 57 structure black
- ITW LGW 57 structure gold
- ITW LDW 57 structure titan grey



In The Wind pendant horizontal, titan grey

PENDANT VERT. LED

Linear LED | diffused, 360° | 3x20W |
5700lm | typ cri 83 | dimmable, DALI push | 230V |
note max cable length 3m, also available in 120V

CCT 2700K

- ITW LWW 55 structure white
- ITW LNW 55 structure black
- ITW LGW 55 structure gold
- ITW LDW 55 structure titan grey

CCT 3000K

- ITW LWW 58 structure white
- ITW LNW 58 structure black
- ITW LGW 58 structure gold
- ITW LDW 58 structure titan grey





In The Wind floor black
Vincenzo De Cotiis architect - Private residence
NEXT PAGE *In the Wind pendant vertical, white finishing*



FLOOR LED

Linear LED | diffused, 360° | 3x20W | 5700lm |
typ cri 83 | 110/240V | dimmable | *note cable length*
2m, dimmer on cable, patent pending

CCT 2700K

- ITW LWW 22 structure white
- ITW LNW 22 structure black
- ITW LGW 22 structure gold
- ITW LDW 22 structure titan grey

CCT 3000K

- ITW LWW 21 structure white
- ITW LNW 21 structure black
- ITW LGW 21 structure gold
- ITW LDW 21 structure titan grey





TRU

Roberto Paoli

Floor lamp with body in extruded aluminium, heads and base in die-casted aluminium, diffusers in opal and transparent metacrylate. Structure painted in matt white, matt black and titan grey. The uplight LED source provides an uplight warm and diffused flood, while the back LED creates an indirect ambient lighting. Double dimmable.

Lampada da terra LED. Corpo in alluminio estruso, testate e base in alluminio pressofuso, diffusori in metacrilato opalino e trasparente. La struttura è verniciata bianco opaco, nero opaco e grigio titanio. La sorgente LED uplight crea una luce calda e diffusa verso il soffitto, mentre il LED laterale genera una luce indiretta d'ambiente. Doppia dimmerazione.

Lampadaire à LED. Corps en aluminium extrudé, la partie supérieure et la base sont en aluminium moulé, diffuseurs en méthacrylate opalin et transparente. Structure en blanc, noir mat ou gris titane. La source LED uplight diffuse au plafond une lumière chaude, tandis que la source LED latérale génère une lumière indirecte d'ambiance. Dimmable double.

LED-Stehleuchte aus extrudiertem Aluminium. Kopfstück und Fuß aus Aluminiumdruckguß. Diffusoren aus opalweißem und transparentem Methacrylat. Matt weiß, matt schwarz lackierte Struktur. Das LED-Up-Light streut ein warmes diffuses Licht zur Decke, das oder laterale LED verbreitet dagegen ein diffuses indirektes Licht. Doppelt-dimmbare.





“Try to move while looking at the Tru and crossing an observation point. You find that you lose the perception of the vertical element holding the light source and the lamp will look like a very thin object mysteriously lit”.

Roberto Paoli

FLOOR LED

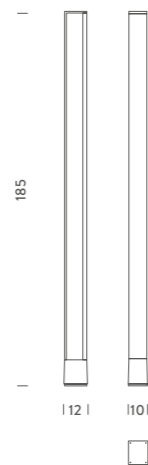
Linear LED+LED board | up+back, indirect | 41+16W |
typ cri 83 | 4080+2660lm | double dimming, push
on board | 110/240V | note cable length 3,3m

CCT 2700K


- TRU LWW 25 structure white
- TRU LNN 25 structure black
- TRU LDD 25 structure titan grey

CCT 3000K

- TRU LWW 24 structure white
- TRU LNN 24 structure black
- TRU LDD 24 structure titan grey



Tru floor, titan grey/white finishing





Tru Pendant, up+downlight, black finishing

Horizontal and vertical pendant lamp with double linear LED source. Body in extruded aluminium. Heads in injection molded blended polymeric material, with diffusers in opal metacrylate. Structure painted in matt white, matt black and titan grey. Horizontal version available with uplight and downlight flood, or total up and total down. Dimmable.

Lampada a sospensione orizzontale e verticale con doppia sorgente lineare LED. Corpo in alluminio estruso, testate realizzate in materiale polimerico stampato con diffusori in metacrilato opalino. La struttura è verniciata bianco opaco, nero opaco e grigio titanio. Versione orizzontale disponibile nella versione con luce uplight e downlight, oppure total up e total down. Dimmerabile.

Suspension horizontale et verticale à double source LED. Corps en aluminium extrudé, la partie supérieure et la base sont en matériau polymère moulé, diffuseurs en méthacrylate opalin. Structure en blanc mat noir mat et gris titane. Version horizontale disponible avec en émission uplight/downlight ou total uplight ou total downlight. Dimmable sur le câble.

Horizontale und vertikale Pendelleuchte mit doppeltem LED-Strip. Struktur aus fließgepresstem Aluminium. Kopfstücke aus geformtem Polymermaterial. Diffusoren aus opalweißem Methacrylat. Die Struktur ist matt weiß, schwarz oder Titangrau lackiert. Lieferbar als Up- und Down-Light, total Down oder total Up. Dimmbar.



PENDANT VERTICAL



Linear LED | 2x41W | typ cri 83 | 2x4080lm |
dimnable, push on board | 110/240V |
note metal cable lenght 3m, electric cable lenght 5m

CCT 3000K

- TRU LWW 5D structure white
- TRU LNN 5D structure black
- TRU LDD 5D structure titan grey

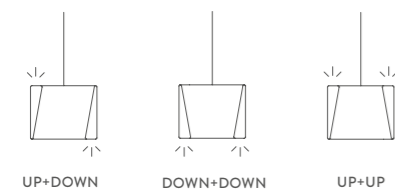
CCT 2700K

- TRU LWW 58 structure white
- TRU LNN 58 structure black
- TRU LDD 58 structure titan grey



Tru Pendant horizontal, up+downlight, black finishing PREVIOUS PAGE Tru pendant vertical, black finishing.

SECTIONS



PENDANT HORIZONTAL UP+DOWN

Linear LED | up+down | 2x41W | typ cri 83 |
 2x4080lm | dimmable, push on board | 110/240V |
 note metal cable length 3m, electric cable length 5m

CCT 3000K

- TRU LWW 5A structure white
- TRU LNN 5A structure black
- TRU LDD 5A structure titan grey

CCT 2700K

- TRU LWW 55 structure white
- TRU LNN 55 structure black
- TRU LDD 55 structure titan grey

PENDANT HORIZONTAL UP+UP

Linear LED | up+up | 2x41W | typ cri 83 | 2x4080lm
 | dimmable, push on board | 110/240V | note metal
 cable length 3m, electric cable length 5m

CCT 3000K

- TRU LWW 5B structure white
- TRU LNN 5B structure black
- TRU LDD 5B structure titan grey

CCT 2700K

- TRU LWW 56 structure white
- TRU LNN 56 structure black
- TRU LDD 56 structure titan grey

PENDANT HORIZONTAL DOWN+DOWN

Linear LED | down+down | 2x41W | typ cri 83 |
 2x4080lm | dimmable, push on board | 110/240V
 note metal cable length 3m, electric cable length 5m

CCT 3000K

- TRU LWW 5C structure white
- TRU LNN 5C structure black
- TRU LDD 5C structure titan grey

CCT 2700K

- TRU LWW 57 structure white
- TRU LNN 57 structure black
- TRU LDD 57 structure titan grey



Tru pendant horizontal down + down, white finishing

TUBES

Charles Kalpakian



Family of pendant, wall and ceiling lamps, with elements in extruded aluminium. Opal polycarbonate diffusers, for a warm and ambient lighting. Adjustable elements in the wall versions. Available also with dimmer push on the body of the lamp for the Wall 2 version. Ceiling version with a 340° rotation for the ceiling fixed element while the other element is adjustable by 90°.

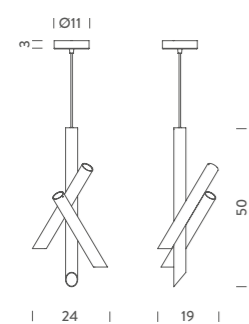
Famiglia di lampade da sospensione, parete e soffitto, realizzate con elementi in estruso di alluminio. Diffusori in policarbonato opalino stampato, per un'illuminazione calda e d'ambiente. Nelle versioni a parete gli elementi sono orientabili. Disponibile anche con dimmer push sul corpo della lampada nella versione Wall 2. Nella versione a soffitto l'elemento a plafone ruota di 340°, mentre l'altro cilindro è orientabile di 90°.

Famille de luminaires (suspension, applique et plafonnier) avec éléments en aluminium extrudé. Diffuseurs en polycarbonate opalin moulé, pour une lumière chaude et d'ambiance. Dans la version applique, les éléments sont orientables. Disponible aussi avec dimmer push sur le corps de la lampe pour la version Wall 2. Dans la version plafond l'élément fixé au plafond tourne sur son axe à 340°, tandis que l'autre cylindre s'oriente à 90°.

Leuchtenfamilie bestehend aus Pendel-, Wand- und Deckenleuchte, realisiert aus Elementen aus extrudiertem Aluminium. Diffusoren aus opalem Polykarbonat für eine warme Beleuchtung des Ambientes. Bei der Wandleuchte sind die Elemente verstellbar. Lieferbar auch mit Pushdimmer an der Leuchte in der Version Wall 2. Bei der Deckenleuchte ist ein Element 340°, das andere Element 90° drehbar.

*“Suspended
without gravity,
enlightened
with technology”.*

Charles Kalpakian




TUBES 3 PENDANT LED

LED | 14,5W | CCT 2700K | 1500lm | typ cri 80 |
dimnable, TRIAC | 230V

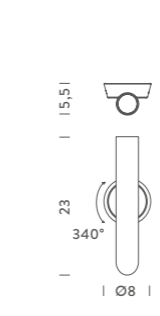

note cable length 3m, also available in 120V

- TTB LWC 51 *structure white/copper*
- TTB LWW 51 *structure white/white*
- TTB LWL 51 *structure beige/champagne*





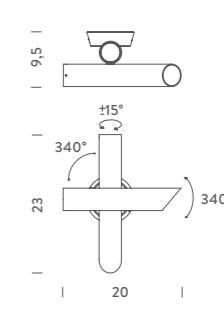
Tubes 2 wall white



TUBES 1 WALL LED

LED board | double orientable spot | 5W | 500lm |
typ cri 80 | CCT 2700K | dimmable TRIAC | 230V
note orientable, also available in 120V

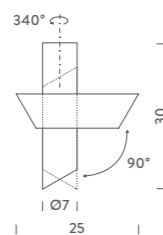
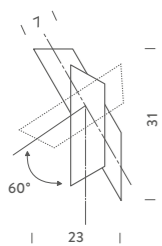
- TTB LWC 31 structure white/copper
- TTB LWW 31 structure white/white
- TTB LWL 31 structure beige/champagne



TUBES 2 WALL LED

LED board | double orientable spot | 2x5W | 2x500lm |
typ cri 80 | CCT 2700K | 230V
note orientable on three axes, also available in 120V

- Dimmable Triac*
- TTB LWC 32 structure white/copper
 - TTB LWW 32 structure white
 - TTB LWL 32 structure beige/champagne
- Dimmable push on board*
- TTB LWC 33 structure white/copper
 - TTB LWW 33 structure white
 - TTB LWL 33 structure beige/champagne



TUBES LARGE WALL LED

LED board | diffused | 2x13W | 2x1200lm |
typ cri 80 | CCT 2700K | dimmable TRIAC | 220V
note one element orientable 60°,
also available in 120V

- TTU LWD 31 structure white/grey
- TTU LWG 31 structure white/light gold
- TTU LWW 31 structure white/white

TUBES LARGE CEILING LED

LED board | diffused | 2x13W | 2x1200lm |
typ cri 80 | CCT 2700K | dimmable TRIAC | 220V
note 90°/340° elements orientability

- TTU LWD 41 structure white/grey
- TTU LWG 41 structure white/light gold
- TTU LWW 41 structure white/white



Tubes Large wall white/gold and white/white



Tubes Large Ceiling white/grey and white/gold

FLACA

Roberto Paoli



Wall lamp, double output for a flood uplight and downlight. Die-casted aluminium, with sandblasted Pyrex diffuser or opal metacrylate for the LED version. Body painted in matt white, moka, champagne or anthracite. Suitable for installation on inflammable surfaces. Dimmable.

Lampada da parete a doppia emissione, per una luce diffusa verso l'alto e verso il basso. Realizzata in alluminio pressofuso, con diffusore in vetro Pyrex sabbiato o in metacrilato opalino per la versione LED. Corpo verniciato bianco opaco, moka, champagne o antracite. Adatta a pareti ininflammabili. Dimmerabile.

Applique avec double émission pour une lumière diffuse vers le haut et vers le bas. En fonte d'aluminium moulé, avec diffuseur en verre Pyrex sablé ou en méthacrylate opalin dans la version LED. Corps peint blanc mat, moka, champagne ou anthracite. Peut être montée aussi sur surfaces inflammables.

Wandleuchte mit weicher Linie mit zweifachem diffusem Lichtaustritt nach oben und unten. Aluminiumdruckguß, mit Diffusor aus sandgestrahltem Pyrexglas in der Halogenausführung, oder opal weißem Methacrylat in der LED-Ausführung. Lieferbar in matt weiß, moka-, champagner- oder anthrazitfarben. Montage auf entflammbaren Oberflächen möglich. Dimmbar.



Flaca Moka



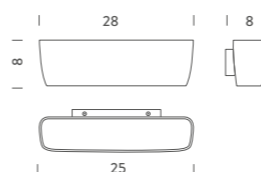
Flaca Champagne



Flaca Black



Flaca White



WALL LED, 1-10V

2xLED board | up+down | 20+10W |
CCT 3000K | 2000+1000lm | typ cri 83 |
dimmable 1-10V | 120/240V

- FLA LWW 32 structure white
- FLA LDW 32 structure champagne
- FLA LBW 32 structure moka
- FLA LXW 32 structure anthracite

WALL LED, TRIAC

2xLED board | up+down | 20+10W |
CCT 3000K | 2000+1000lm | typ cri 83 |
dimmable TRIAC | 240V

- FLA LWW 33 structure white
- FLA LDW 33 structure champagne
- FLA LBW 33 structure moka
- FLA LXW 33 structure anthracite

WALL HALO

R7s (114mm) | up+down | 160W |
dimmable | 230V

- FLA HWW 31 structure white
- FLA HDW 31 structure champagne
- FLA HBW 31 structure moka
- FLA HXW 31 structure anthracite

KEPLER

Arihiro Miyake



Kepler downlight, black finishing



Kepler uplight, white finishing

Pendant lamp in epoxy-coated aluminium, in matt white or black. Available in uplight and downlight versions for widespread and comfortable lighting. The endless line is made through a 3-dimensional deformation process of extruded aluminium, designed using the mathematics of Moebius ribbons.

Lampada a sospensione in alluminio verniciata a polvere. Disponibile nelle versioni up e down in bianco o nero opaco per un'illuminazione diffusa e confortevole. La linea continua è realizzata attraverso un processo di lavorazione tridimensionale dell'estruso di alluminio, disegnata sulla base del principio geometrico del nastro di Moebius.

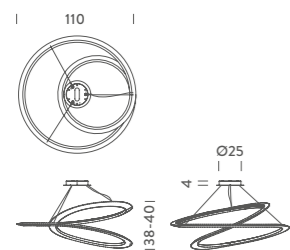
Suspension en aluminium vernis epoxy. Disponible dans les versions up et down en blanc ou noir mat. Lumière diffuse et confortable. La ligne continue est réalisée grâce à un procédé d'élaboration tridimensionnelle d'extrusion d'aluminium, dessinée sur la base du principe géométrique du ruban de Möbius.

Pendelleuchte aus pulverlackiertem Aluminium, matt weiß oder matt schwarz, lieferbar als Up- und Down-Light für eine diffuse und angenehme Beleuchtung. Die endlose Linie, die auf der Grundlage des geometrischen Prinzips des Möbiusbands entworfen wurde, wird durch einen dreidimensionalen Bearbeitungsvorgang des extrudierten Aluminiums realisiert.



“Kepler is the lighting sculpture with many faces. It would be one of the new appearances resulted by the developments of industrial technique and design methods”.

Arihiro Miyake



PENDANT LED UPLIGHT

Linear LED | indirect | 65W | 6300 lm |
typ cri 83 | CCT 2700K | dimmable 1-10V |
110/240V | note cable length 2,5m

- KEP LWW 53 structure white
- KEP LNN 53 structure black

PENDANT LED DOWNLIGHT

Linear LED | direct | 65W | 6300 lm |
typ cri 83 | CCT 2700K | dimmable 1-10V |
110/240V | note cable length 2,5m

- KEP LWW 54 structure white
- KEP LNN 54 structure black



Kepler uplight, white finishing

OLYMPIA

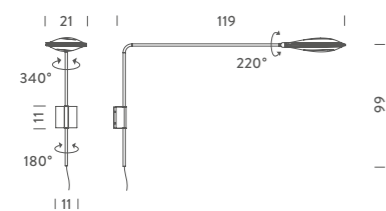
Doriana e Massimiliano Fuksas

Wall adjustable lamps with moulded diffuser in sandblasted polycarbonate matt white, for widespread warm lighting. Stem in black painted aluminium, ABS wall stem.

Lampade da parete orientabili, con diffusore stampato in policarbonato bianco opale satinato, per un'illuminazione calda diffusa. Stelo in alluminio verniciato nero, staffa a parete in ABS.

Appliques orientables avec diffuseur moulé en polycarbonate blanc mat satiné, pour une lumière chaude et diffuse. Structure en aluminium vernis noir, patère en ABS.

Verstellbare Wandleuchten, Diffusor aus satiniertem opal weißem Polykarbonat für eine diffuse Lichtstreuung. Arm aus schwarz lackiertem Aluminium, Wandhalterung aus ABS.



WALL LED

LED | diffused, 360° | 20W | CCT 2700K |
3200lm | dimmable, TRIAC | 110/230V
note arm version: cable length 2,8 m, dimmer on cable

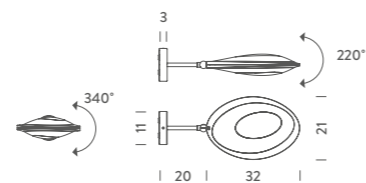
with arm

● OLY LNN 31 structure black

applique

● OLY LNN 32 structure black





Olympia applique
NEXT PAGE *Olympia with arm.*



SPIGOLO

Studiocharlie



Floor, wall/ceiling and pendant lamps based on an extruded and tubular aluminium structure, connected with moulded ABS joints, with white or black painted finish. Thanks to the joints, enabling the profiles to house LED sources, one can rotate 360° in order to produce a directional direct or indirect lighting, screened by an opaline diffuser in polycarbonate. The floor version is designed as such to provide a virtual divider to ambiances, while the ceiling and wall versions allow the enlightenment of the ambience in a versatile and a comfortable way. LED sources are dimmable and with warm tone.

Famiglia di lampade da terra, parete/soffitto e sospensione basate su una struttura in estruso e tubolare di alluminio, connessa con snodi plastici in ABS stampati. Finitura verniciata bianca o nera. Gli snodi permettono ai profili che ospitano le sorgenti LED di ruotare di 360° in modo da produrre una luce direzionale diretta o indiretta, schermata da un diffusore opalino in policarbonato. La versione da terra funziona come separé virtuale fra ambienti, mentre la versione a soffitto/parete e parete permette di illuminare l'ambiente in modo versatile e confortevole. Le sorgenti LED sono dimmerabili e a luce calda.

Famille de lampe au sol, applique/plafonnier et suspension, structure en aluminium tubulaire extrudé, avec finition peinte blanc ou noir. Les raccords en plastique moulés ABS permettent aux profils, qui accueillent les sources de lumière LED, de tourner à 360° afin de produire une lumière directionnelle, directe ou indirecte, protégée par un diffuseur en polycarbonate opale. La version au sol est étudiée comme une séparation virtuelle des espaces, tandis que les versions suspension ou applique/plafonnier permettent d'éclairer l'environnement de manière polyvalente et confortable. Les sources de lumière LED sont dimmables et à lumière chaude.

Leuchtenfamilie bestehend aus Steh-, Wand- und Hängeleuchte. Struktur aus fließgepresstem Aluminium, verbunden durch Kunststoffgelenke. Ausführung in weiß oder schwarz lackiert. In den Profilen sind die LED eingelassen, die mit einem opalinen Polycarbonatdiffusor geschützt sind. Diese Profile sind durch die eingebauten Gelenke 360° drehbar und erlauben eine direkte und indirekte Beleuchtung. Die Stehleuchtenversion wurde als virtuelles Séparée entworfen. Die Wand- und Hängeleuchte dagegen ermöglichen eine vielseitige und komfortable Beleuchtung der Umgebung. Die LED-Leuchtmittel sind dimmbar in einem warmen Lichtton.

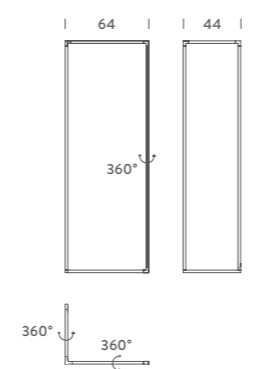
“Spigolo light is architecture itself: with its subtle profile it designs places and suggests new interpretations of the space”.

Studiocharlie





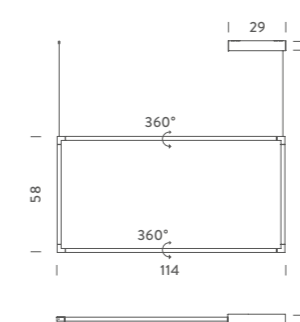
Spigolo wall, pendant vertical,
pendant horizontal, black finishing



FLOOR LED

3xLinear LE | triple, diffused | 8+12+41W |
CCT 3000K | 800+1200+4100lm |
typ cri 83 | mono switch, dimmable | 110/240V
note orientable diffusers, dimmer on cable, cable
length 4,5m

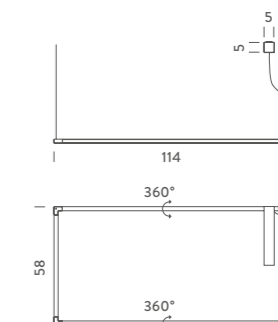
- SPI LWW 22 *structure white*
- SPI LNN 22 *structure black*



PENDANT VERTICAL LED

2xLinear LED | double, diffused | 24+24W |
CCT 3000K | 2400+2400lm | typ cri 83 |
mono switch, dimmable 1-10V | 110/240V
note orientable diffusers, cable length 3m

- SPI LWW 51 *structure white*
- SPI LNN 51 *structure black*



PENDANT HORIZONTAL LED

2xLinear LED | double, diffused | 24+24W |
CCT 3000K | 2400+2400lm | typ cri 83 |
mono switch, dimmable 1-10V | 110/240V
note orientable diffusers, cable length 3m

- SPI LWW 52 *structure white*
- SPI LNN 52 *structure black*





Spigolo pendant horizontal black





WALL/CEILING LED

Linear LED | orientable, diffused | 20W |
CCT 3000K | 2000lm | typ cri 83 | 110/240V |
note orientable 360°

- SPI LWW 31 *structure white*
- SPI LNN 31 *structure black*

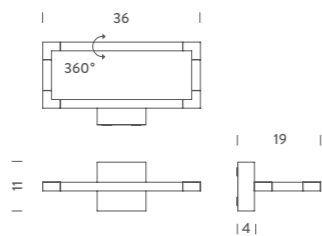


Table lamp, in aluminum with white or black painted finishes. Polycarbonate ABS joints and opal metacrylate diffusers that can rotate 360°.

Lampada da tavolo, realizzata in alluminio. Giunti stampati con finitura verniciata bianca o nera in policarbonato e diffusori in metacrilato opalino. I diffusori sono orientabili di 360°.

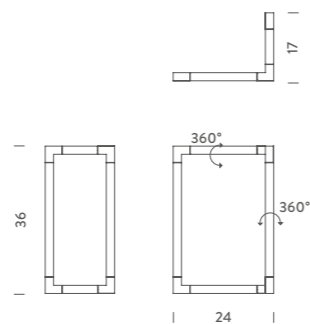
Lampe de table en aluminium. Raccords avec finition peinte blanc ou noir en plastique moulés ABS et diffuseurs en métacrylate opalin, qui tournent à 360°.

Tischleuchte aus Aluminium. Verbindungsstücke aus Polykarbonat ABS, Diffusoren aus opalem Methacrylat, Lieferbar in weiß oder schwarz.

TABLE, LED

Linear LED | diffused, 360° | 7,2W |
720lm | typ cri 80 | CCT 2700K | 110/240V |
note cable length 3m, switch on cable

- SPI LWW 11 structure white
- SPI LNN 11 structure black





MAIS PLUS QUE CELA JE NE PEUX PAS

Rudy Ricciotti

Indoor and outdoor floor and table lamp, raw material, treated with protection outdoor paint, for a warm and widespread lighting. The indoor lamp is available also in the Mini version. Each lamp is a handcrafted product: small aesthetic and finishing differences between one lamp and the other make them unique.

Lampada da interno ed esterno, da terra e tavolo, in metallo grezzo, trattata con vernice di protezione per esterni, per un'illuminazione calda e diffusa. La lampada da interno è disponibile anche nella versione Mini. Ogni lampada è unica e prodotta in maniera artigianale: piccole differenze estetiche e di finitura tra un prodotto e l'altro sono indice di unicità.

Pour intérieur et extérieur, lampadaire et table, en métal brut, traité avec vernis de protection pour extérieurs, pour un éclairage chaud et diffus. La lampe pour l'intérieur est disponible aussi dans la version Mini. Chaque lampe est unique et produite de manière artisanale: les petites différences esthétiques et de finition rendent chaque lampe unique.

Steh- und Tischleuchte für innen und außen aus rohem Metall, Schutzlack für den Einsatz im Freien, für eine diffuse warme Beleuchtung. Die Indoor-Leuchte ist auch als MINI-Version erhältlich. Jede Leuchte wird handwerklich gefertigt und ist daher ein Unikat. Kleine ästhetische und farblich Unterschiede unterstreichen die Einzigartigkeit jeder Leuchte.

*"Mais plus que cela je ne peux pas"
indoor version*





OUTDOOR IP44

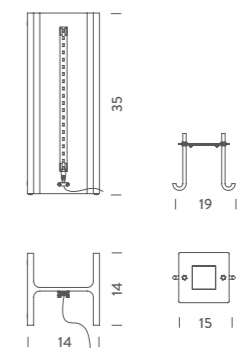
Linear LED | direct/indirect | 10W | 1000lm |
typ cri 83 | CCT 2700K | dimmable, TRIAC | 220V |
note cable length 3m, body and cable IP65 rated, also
available in 120V, marine version available on request

- RIC LMM 2E structure raw metal accessories
- RIC FIX 21 anti vandal fixing plate (grey)

INDOOR

Linear LED | direct/indirect | 10W | 1000lm |
typ cri 83 | CCT 2700K | dimmable, TRIAC | 220V |
note cable length 2,7m , dimmer on cable, also
available in 120V

- RIC LMM 21 structure raw metal







“This project was born with industrial wastes but less than this I am not able. And so, this lamp is called Mais plus que cela je ne peux pas”.

Rudy Ricciotti



Indoor table lamp in raw metal for a warm and widespread lighting. Each lamp is a handcrafted product: small aesthetic and finishing differences between one lamp and the other make them unique.

Lampada da tavolo da interno in metallo grezzo per un'illuminazione calda diffusa. Ogni lampada è unica e prodotta in maniera artigianale: piccole differenze estetiche e di finitura tra un prodotto e l'altro sono indice di unicità.

Lampe de table pour intérieur en métal brut pour un éclairage chaud et diffus. Chaque lampe est unique et produite de manière artisanale: les petites différences esthétiques et de finition rendent chaque lampe unique.

Tischleuchte für innen aus rohem Metall, für eine diffuse warme Beleuchtung. Jede Leuchte wird handwerklich gefertigt und ist daher ein Unikat. Kleine ästhetische und farblich Unterschiede unterstreichen die Einzigartigkeit jeder Leuchte.

MINI INDOOR

Linear LED | direct/indirect | 2,4W | 340lm |
typ cri 80 | CCT 2700K | 110/230V |

note switch on cable, cable length 3m, lamps are sold
three by three

● RCM LMM 1M *structure raw metal*

ALYA

Gabriele Rosa



Light pendant LED lamp with diffused lighting, with 70% uplight and 30% downlight output. Arms in extruded aluminium, central body in die-casted aluminium. Diffuser in opaline methacrylate. Available in white or matt black. Dimmable also with remote control.

Leggera sospensione LED per luce diffusa con emissione uplight per il 70% e downlight per il 30%. Bracci in estruso di alluminio, corpo centrale in alluminio pressofuso, diffusore in metacrilato opalino. Disponibile in bianco o nero opaco. Dimmerabile anche con telecomando.

Légère suspension LED à éclairage diffus, avec 70% émission uplight et 30% émission downlight. Bras en aluminium extrudé et corps central en aluminium moulé. Diffuseur en méthacrylate opale. Disponible en blanc ou noir mat. Dimmable avec télécommande.

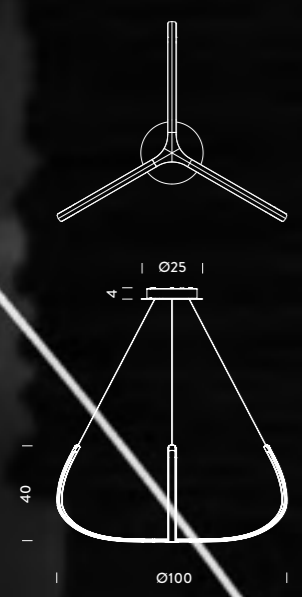
Leichte LED-Pendelleuchte für 70 % Up-Light und 30 % Down-Light, Arme aus fließgepresstem Aluminium, mittlerer Leuchtenkörper aus Aluminiumdruckguß, Diffusor aus opalweißem Methacrylat. Erhältlich in matt weiß oder matt schwarz. Lieferbar auch mit Fernbedienung.





“Three slender luminous arms recall a gesture, or a drawing in the air, rather than a material object. Alya’s fluid shapes are the result of a natural bend in the aluminium that houses the LED”.

Gabriele Rosa



PENDANT LED

Linear LED | uplight, diffused | 35W | type ri 83 |
CCT 3000K | 4870lm | dimmable, push, 1-10V |
110/240V
note cable length max 2,5m

- ALY LWW 51 *structure white*
- ALY LNN 51 *structure black*
- remote*
- ALY LWW 52 *structure white*
- ALY LNN 52 *structure black*

PANAMA

Euga Design

Table lamp with LED sources for a widespread lighting, suitable for domestic and working places. Aluminium structure, polycarbonate diffuser with anti-glare treatment. Available in two versions: Panama and Panama Mini, white or black. Mini available also in the cordless portable rechargeable version. Duration: 7 hours, recharge: 3,5 hours.

Panama è una lampada da tavolo con sorgenti LED per un'illuminazione diffusa, adatta sia ad ambienti domestici che di lavoro. Realizzata in alluminio, monta un riflettore in policarbonato con trattamento antiabbagliamento. Disponibile in due versioni: Panama e Panama Mini, bianca o nera. La lampada mini è disponibile anche nella versione cordless a batteria ricaricabile. Durata: 7 ore, ricarica: 3,5 ore.

Panama est une lampe de table avec source d'éclairage LED, pour une lumière diffuse, idéale pour les environnements domestiques ou de travail. Structure en aluminium et réflecteur en polycarbonate avec traitement anti éblouissement. Disponible en deux versions: Panama, et Panama Mini, noire ou blanche. La version mini est disponible aussi dans la version nomade sans câble avec batterie rechargeable. Durée: 7 heures, recharge: 3,5 heures.

Panama ist eine Tischleuchte aus Aluminium mit LED-Bestückung für eine diffuse Beleuchtung, einsetzbar im Wohnbereich sowie am Arbeitsplatz. Der Reflektor ist aus einem Anti-Glar behandeltem Polycarbonat. Beide Versionen sind in weiß oder schwarz lieferbar. Die Mini ist auch als Cordless-Version mit integrierter Batterie lieferbar. Dauer: 7 Stunden, Aufladezeit: 3,5 Stunden.

“A thin luminescent disc suspended between technology and memory. We searched in memory with technological devices in order to find the essentiality”.

Euga Design



Panama Mini battery



Panama Mini black
NEXT PAGE Panama white finishing

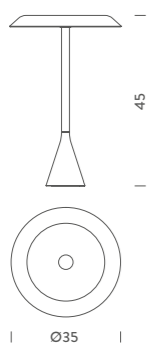
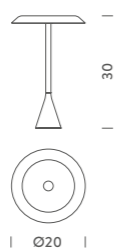


TABLE LED

LED board | down, diffused | 16W | CCT 2700K | 2000lm | typ cri 83 | 230V | note cable lenght 2m

- PAN LXX 12 structure coal black
- PAN LWW 12 structure white text



MINI TABLE LED

LED board | down, diffused | 11,5W | CCT 2700K | 1890lm | typ cri 83 | 110/230V | note cable lenght 1,5m

- PNM LXX 13 structure coal black
- PNM LWW 13 structure white text



MINI BATTERY TABLE LED

LED board | down, diffused | 4W | CCT 2700K | 500lm | typ cri 83 | dimmable | 110/230V | note rechargeable / 7 hours battery life, 3,5 hours charge time, cable lenght 1,2m

- PNM LXX 12 structure coal black
- PNM LWW 12 structure white text



WALL SHADOWS

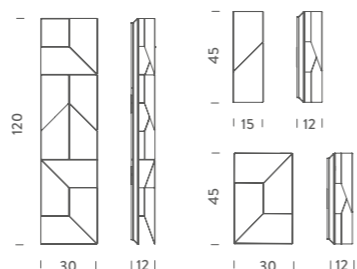
Charles Kalpakian

Family of wall lamps for a diffused LED lighting, in different dimensions. Matt white powder coated aluminium.

Famiglia di lampade da parete per un'illuminazione diffusa a LED, di differenti dimensioni, in alluminio verniciato a polvere bianco.

Famille de lampe pour un éclairage diffus à LED, différentes dimensions, en aluminium verni époxy.

Wandleuchtenfamilie. Diffuse LED-Beleuchtung, matt weiß pulverlackiertes Aluminium, in verschiedenen Größen lieferbar.



WALL LONG LED

LED board | diffused indirect | 30W | 2320lm |
typ cri 80 | CCT 3000K | dimmable 1-10V |
110/240V

WSH LWW 34 structure white

WALL MOYEN LED

LED board | diffused indirect | 11W | 870lm |
typ cri 80 | CCT 3000K | dimmable 1-10V |
110/240V

WSH LWW 33 structure white

WALL PETIT LED

LED board | diffused indirect | 8W | 580lm |
typ cri 80 | CCT 3000K | dimmable 1-10V |
110/240V

WSH LWW 32 structure white



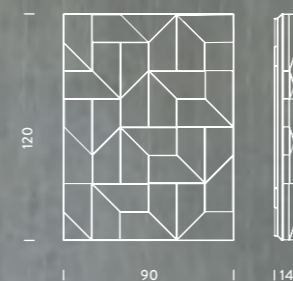
Wall Shadows Moyen



WALL GRAND LED

LED board | diffused indirect | 59W | 4640lm | typ cri
80 | CCT 3000K | dimmable 1-10V, push | 110/240V

● WSH LWW 31 *structure white*



“Blurring the lines between an industrial design piece and a sculptural masterpiece, this illuminator acts as a spatial focal point when displayed within one’s home”.


Charler Kalpakian



Wall Shadows Long

GIÒ

Angeletti Ruzza Design

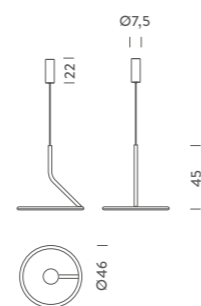


Pendant and floor LED lamps, in aluminium painted in white, with opal polycarbonate diffuser for a widespread diffusion. Dimmable. DALI driver on request.

Lampada a sospensione e da terra LED, interamente in alluminio verniciato bianco, con diffusore in policarbonato opalino per un'illuminazione diffusa. Dimmerabile. Alimentatore DALI a richiesta.

Lampe à LED suspendue et au sol. Entièrement en aluminium blanc avec diffuseur en polycarbonate opal, pour une lumière diffuse. Câble transparent. Dimmable. Bloc d'alimentation DALI sur demande.

LED-Pendel- und Stehleuchte aus matt weiß lackiertem Aluminium mit Diffusor aus opalweißem Polycarbonat für eine diffuse Beleuchtung. Transparentes Kabel. Dimmbar. Netzteil DALI auf Anfrage.



PENDANT

LED board | down, diffused | 28W | CCT 3000K |
 3800lm | typ cri 83 | dimmable, DALI push | 230V |
 note cable length max 2,5m, also available in 120V

○ GIO LWW 53 structure white



FLOOR

LED board | uplight, diffused | 28W | CCT 3000K |
 3800lm | typ cri 83 | dimmable | 110/240V |
 note dimmer on cable, cable length 2m

○ GIO LWW 21 structure white

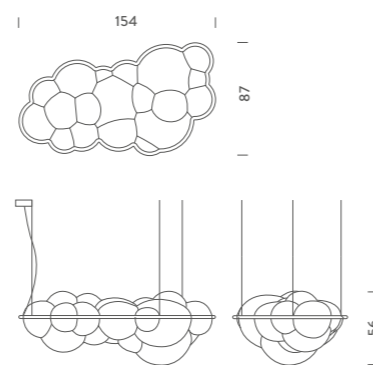



NUVOLA

Mario Bellini 1974

“My ‘cloud’ designed to illuminate the office (and, why not, the home too) might today be thought of as a prescient allusion to Steve Jobs’ vision of the ‘cloud’”.

Mario Bellini



Pendant, ceiling/wall and floor lamps. in natural opal polyethylene, in rotational printing. The floor version is also outdoor. Diffused lighting for a widespread and comfortable output. The pendant version is fastened to the ceiling with three suspension cables, adjustable with an outline included in the package. White canopy freely adjustable on the ceiling. The ceiling/wall version is composed by one of the two blocs (deep or flat, to choose) while the IP44 outdoor version has adjustable feet with possibility of ground fixing. All versions are dimmable. For the pendant version, DALI driver on request.

Lampada a sospensione, parete/soffitto e terra. La versione da terra è adatta per ambienti esterni. Corpo realizzato in polietilene naturale opalino stampato in rotazionale. Luce diffusa e confortevole. La versione a sospensione viene fissata al soffitto con tre cavi, posizionabili tramite una dima inclusa nell'imballo. Il rosone bianco può essere fissato liberamente a soffitto. La versione parete/soffitto è composta da una delle due scocche (profonda o piatta, a scelta) mentre la versione per esterni IP44 è dotata di piedini regolabili con possibilità di fissaggio a terra. Tutte le versioni sono dimmerabili. Alimentatore DALI a richiesta per la versione sospesa.

Suspension, applique/plafond et lampadaire en polyéthylène naturel opalin, moulé par rotation, qui est entièrement éclairé par une lumière diffuse et confortable. La version lampadaire est idéale aussi pour l'extérieur. Pour la version suspension trois câbles de suspension réglables aisément et gabarit inclus dans le package. Patère blanche au plafond. L'applique/plafonnier se compose de l'une des deux coques (profonde ou plate, au choix) tandis que la version lampadaire IP44 pour l'extérieur a des petits pieds réglables avec possibilité de fixation au sol. Toutes les versions sont dimmables. Bloc d'alimentation DALI sur demande pour la suspension.

Pendel-, Wand/Decken- und Stehleuchte. Die Stehleuchte ist für den Außenbereich geeignet. Der Körper ist aus opalweißem pressgeformtem Natur-Polyethylen hergestellt. Diffuse behagliche Lichtstreuung. Die Montage der Pendelleuchte an der Decke erfolgt durch 3 Seilpendel, die mit einer Schablone, die sich in der Verpackung befindet, positioniert werden. Weißer Baldachin, der in gewünschter Position an der Decke angebracht werden kann. Die Decken- und Wandversionen werden aus den beiden Hälften (wahlweise flacher oder wolkiger) realisiert. Die Außenversion IP44 wird mit regulierbaren Füßen geliefert, mit der Möglichkeit einer Bodenbefestigung. Alle Versionen sind dimmbar. Netzteil DALI auf Anfrage für die Pendelleuchte.

PENDANT FLUO

G5 T5 (FH-HO) | diffused | 3x54W | dimmable, DALI on request | 230V
 note cable length max 3m, bulbs not included
 also available in 120V

○ NUV PWW 51 structure white

WALL LED H20

LED | diffused | 80W | CCT 3000K | 7900lm | typ cri 80 | dimmable 1-10V | 110/240V

○ NUV LWW 31 structure white

WALL LED H37

LED | diffused | 80W | CCT 3000K | 7900lm | typ cri 80 | dimmable 1-10V | 110/240V

○ NUV LWW 32 structure white

NEXT PAGE: "Pianeta Ufficio" presentation by MARCATRE - 1974 - ph. Gabriele Basilico



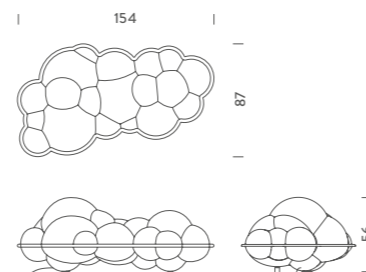




OUTDOOR IP44 FLOOR LED

LED | diffused | 80W | CCT 3000K | 7900lm |
 typ cri 80 | dimmable | 110/240V | IP44
 note cable lenght 3m, adjustable height, supplied
 without plug

○ NUV LWW 2E structure white



GHALYA

Gabriele Rosa

Pendant LED lamp for a warm diffused lighting, with 70% uplight and 30% downlight output. Dimmability of the center downlight SPOT follows the dimmerability of the linear LED sources of the lamp arms. Arms in extruded aluminium, central body in die-casted aluminium. Diffuser in opaline methacrylate. Available in white, matt black or titan grey.

Sospensione LED per una luce diffusa e calda con emissione uplight per il 70% e downlight per il 30%. La dimmerazione dello spot downlight segue quella delle sorgenti lineari LED dei bracci della lampada. Bracci in estruso di alluminio, corpo centrale in alluminio pressofuso, diffusore in metacrilato opalino. Disponibile in bianco, nero opaco o grigio titanio.

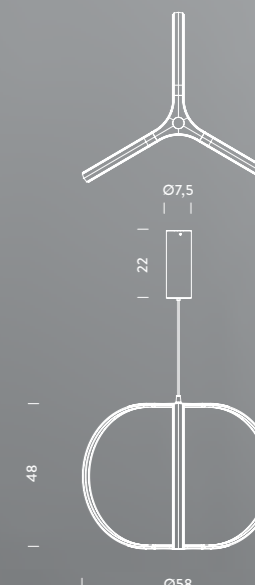
Lampe à suspension pour une lumière chaude avec émission diffuse indirecte (70%) et directe (30%). La variation du spot downlight intervient après celle des sources LED linéaires des bras. Bras en aluminium extrudé, corps central en aluminium moulé, diffuseur en méthacrylate blanc opale. Disponible en blanc, noir mat ou gris titane.

LED-Pendelleuchte für eine warme und diffuse Beleuchtung, 70 % Up-Light und 30 % Down-Light. Das Dimmen des Down-Light-Spots folgt der der linearen LED's in den Armen der Leuchte. Arme aus extrudiertem Aluminium, zentraler Körper aus Aluminiumdruckguß, Diffusoren aus opalen Methacrylat. Lieferbar in weiß, matt schwarz oder titan-grau.

PENDANT LED

Linear LED+Spot LED | diffused+spot | 46W+5W |
typ cri 83 | CCT 2700K | 5280+600lm |
mono switch, dimmable, DALI push | 230V |
note max cable length 2,5m, also available in 120V

- GHA LWW 51 structure white
- GHA LNN 51 structure black
- GHA LDD 51 structure titan grey



VESSEL

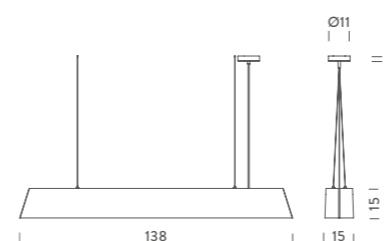
Jonathan Maltz



PENDANT LED

Linear LED | up and downlight | 16+32W |
CCT 3000K | 1600+3200lm | typ cri 80 |
mono switch, dimmable DALI/push | 230V
note cable length 2,5m

○ VES LWW 51 structure white



Vessel is a diffused double emission suspension lamp. An extremely original and sophisticated shape originated by the boats' hull volume. Manufactured using a bending technology developed by NEMO. Aluminium matt white liquid painted and opal polycarbonate diffusers. LED version. Dimmable.

Vessel è una lampada a sospensione a doppia emissione diffusa. Una forma sofisticata con un volume che prende spunto dalle chiglie delle imbarcazioni. Realizzata con una tecnologia di piegatura e bombatura sviluppata da NEMO, in alluminio bianco verniciato a liquido, con diffusori in policarbonato opalino. Disponibile in versione LED dimmerabile.

Lampe à suspension à double émission diffuse. Forme sophistiquée inspirée par les coques des bateaux. Réalisée avec une technologie de cintrage développée par NEMO. Aluminium peint en blanc mat, diffuseurs en polycarbonate opale. Disponibles dans les versions LED, dimmable.

Vessel ist eine Pendelleuchte mit doppelter diffuser Lichtausstrahlung. Die anspruchsvolle Form erinnert an den Rumpf eines Schiffes. Hergestellt aus weiß lackiertem Aluminium mit einer von NEMO entwickelten Biege- und Wölbetechnik, Diffusor aus opalem Polycarbonat, lieferbar in LED, dimmbar.

ARA

Ilaria Marelli

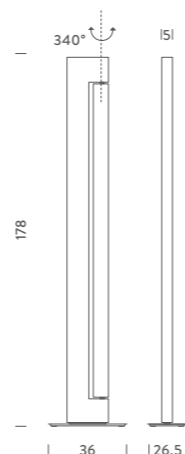


Floor lamp, with fluorescent, LED and halogen sources depending on the version. It is composed by two elements in extruded aluminium: depending on versions, body is painted in white, anthracite, champagne and moka, while the main body can be brushed or painted white or anthracite. The LED or halogen uplight source is integrated in the body and it creates a widespread light, while a fluorescent or LED source is integrated in the main body for a widespread and adjustable light. Double switch dimmer on the cable.

Lampada da terra con sorgenti fluorescenti, LED e alogene a seconda delle versioni. Composta da due elementi in alluminio estruso. A seconda dei modelli, il corpo è verniciato nelle colorazioni bianco, antracite, champagne e moka, mentre il rotante può essere brillantato o verniciato bianco o antracite. La sorgente uplight incassata nel corpo è LED o alogena e crea una luce diffusa verso il soffitto, nel rotante invece è presente una sorgente fluorescente o LED per un'illuminazione diffusa e orientabile. L'alimentazione è integrata nel corpo della lampada. Dimmer con doppia accensione su cavo.

Lampadaire avec sources de lumière fluorescente, LED et halogène selon le modèle. Composé de deux éléments en aluminium extrudé. Selon le modèle, le corps est peint en blanc, anthracite, moka et champagne, tandis que le rotatif peut être poli ou peint en blanc ou anthracite. La source d'éclairage uplight intégrée dans le corps est LED ou halogène et crée une lumière diffuse vers le plafond; à l'intérieur du rotatif il y a une source lumière fluorescente ou LED pour avoir une lumière diffuse et orientable. Le bloc d'alimentation est intégré dans le corps de la lampe. Dimmer avec double allumage sur le câble.

Stehleuchte, lieferbar in verschiedenen Leuchtmittelversionen wie Leuchtstoff, LED und Halogen. Die beiden Elemente sind aus Aluminiumdruckguß. Das Modell ist in den Farben weiß, anthrazit-, champagner- und mokafarben lieferbar. Das Drehelement ist poliert, weiß oder anthrazit lackiert. Das in der Struktur integrierte Uplight ist in LED oder Halogen erhältlich und streut ein diffuses Licht an die Decke. Das Leuchtmittel im Drehelement ist in LED oder Leuchtstoff erhältlich und verbreitet eine diffuse Lichtstreuung, die individuell reguliert werden kann. Das EVG ist in der Struktur integriert. Getrennt schaltbarer Dimmer am Kabel.



FLOOR LED+LED

LED board+Linear LED | up and side vertical emission, indirect | 23+40W | CCT 2700K/3000K | 2850+5200lm | typ cri 83 | double, dimmable, DALI on request | 230V | note orientable diffuser

- ○ ARA TWW 2B structure white/white
- ● ARA TXX 2B structure anthracite/anth.
- ● ARA TWL 2B structure white/polished
- ● ARA TDL 2B structure champagne/polished
- ● ARA TXL 2B structure anthracite/polished
- ● ARA TML 2B structure moka/polished

FLOOR HALO+FLUO

R7s QT-DE (114mm)+G5 T16 | up and vertical, indirect | 300+80W | double switch, dimmable | 230V | note orientable diffuser

- ○ ARA KWW 2B structure white/white
- ● ARA KXX 2B structure anthracite/anth.
- ● ARA KWL 2B structure white/polished
- ● ARA KDL 2B structure champagne/polished
- ● ARA KXL 2B structure anthracite/polished
- ● ARA KML 2B structure moka/polished

Ara moka/polished

*Ara
total white*



*Ara
white*



*Ara
champagne*



*Ara
moka*



*Ara
black*



*Ara
total black*





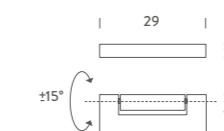
Ara wall 29 LED white/white - 29 halo anthracite/polished - 29 LED white/white

Wall lamps in die-casted and extruded aluminium. Body available in white, champagne or anthracite. Main body brushed or painted in white. It is adjustable (2x15°) to obtain a widespread direct and indirect light. Acid-etched Pyrex diffuser or opal metacrylate for the LED version. Suitable for installation on normally inflammable surfaces.

Lampade da parete in pressofusione ed estrusione di alluminio. Il corpo è disponibile bianco, champagne o antracite, mentre il rotante può essere brillantato o verniciato di bianco ed è possibile orientarlo (2x15°) per ottenere una luce diffusa diretta e indiretta. Diffusore in vetro Pyrex acidato o in metacrilato opalino per la versione LED. Adatta per l'installazione su superfici infiammabili.

Appliques en aluminium moulé et extrudé. Le corps est disponible blanc, champagne ou anthracite. Le rotatif peut être poli ou peint en blanc. Le diffuseur est orientable (2x15°) pour obtenir une lumière diffuse directe et indirecte. Diffuseur en Pyrex opaque sablé ou en méthacrylate opalin dans la version LED. Peut être montée aussi sur surface inflammable.

Wandleuchten aus Aluminiumdruckguß, Der Körper ist in weiß, champagner-oder anthrazitfarben lieferbar. Das Drehelement ist poliert oder weiß lackiert und verstellbar (2x15°). Diffuse direkte und indirekte Lichtstreuung durch das geätzte Pyrexglas; opal weißem Methacrylat in der LED-Ausführung. Auf entflammbare Oberflächen montierbar.



WALL 29 LED

2xLED board | double | 2x10W | CCT 3000K | 2x1000lm | typ cri 83 | 110/230V | IP40

- ○ ARA LWW 34 structure white/white
- ● ARA LWL 34 structure white/polished
- ● ARA LDL 34 structure champagne/polished
- ● ARA LXL 34 structure anthracite/polished

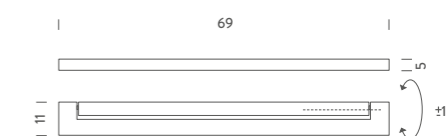
WALL 29 HALO

R7s (114mm) | double | 200W | dimmable | 230V | IP40

- ● ARA HWH 32 structure white/polished
- ● ARA HDH 32 structure champagne/polished
- ● ARA HXH 32 structure anthracite/polished



Ara wall 29 halo, finishing anthracite/polished




WALL 69 LED

2xLED board | double | 2x16W | CCT 3000K |
2x2100lm | typ cri 83 | dimmable,
DALI/push | 230V | IP40

- ○ ARA LWW 32 *structure white/white*
- ● ARA LWL 32 *structure white/polished*
- ● ARA LDL 32 *structure champagne/polished*
- ● ARA LXL 32 *structure anthracite/polished*

ELLISSE

Federico Palazzari



LED pendant lamp, available in three versions: major, minor and double, widespread direct or indirect lighting. Extruded aluminium, matt white, matt black painted, polished or glossy gold anodized. Opaline diffuser. Ellisse is manufactured through a proprietary technology to combine the extruded bars (patent pending). Major version available also for wall and floor applications, with a marble base on the floor version and with a wall kit mounting on the wall one.

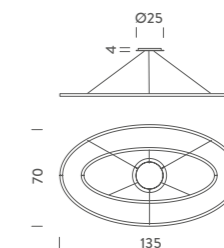
Lampada a sospensione LED in tre versioni: major, minor e double, per luce diffusa diretta o indiretta, in estruso di alluminio verniciato bianco opaco, nero opaco, spazzolato o anodizzato oro lucido. Diffusore opalino. Ellisse è realizzata attraverso una tecnologia proprietaria di accoppiamento degli estrusi (patent pending). La versione Major è disponibile anche da terra e da parete, con base in marmo nero per la versione terra e accessorio per aggancio a muro nella versione a parete.

Lampe à suspension LED en trois versions: major, minor et double, pour une lumière diffuse direct ou indirecte, en aluminium extrudé verni blanc, noir mat, poli ou poli or. Diffuseur opalin. Ellisse est réalisée grâce à une technique exclusive de couplage des extrudés (brevet en cours). La version Major est disponible dans la version applique et lampadaire. Elle peut être utilisée avec une base en marbre noir ou avec un kit pour l'installation murale.

LED-Pendelleuchte in drei Versionen: minor, major und double mit einer diffusen indirekten oder direkten Lichtausstrahlung, aus Aluminium, lieferbar in den Ausführungen matt weiß oder matt schwarz lackiert, poliert oder goldglänzend. Opaler Diffusor. Ellisse wurde mit einer eigens von NEMO entwickelten Extrusionsverbindungstechnik realisiert (patent pending). Die Major-Version ist auch als Steh- und Wandleuchte lieferbar, die Stehleuchte mit Basis aus schwarzem Marmor, die Wandleuchte mit entsprechender Wandanbringung.



Ellisse Double, white finishing

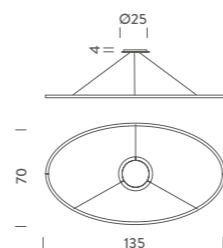


PENDANT DOUBLE LED

Linear LED | diffused uplight (minor),
diffused downlight (major) | 90W | 5400+3900lm |
typ cri 80 | CCT 3000K (gold version: 2700K) |
dimable 1-10V | 110/230V | note cable length 2,5m

- ELP.LWW 56 structure white
- ELP.LNW 56 structure black
- ELP.LGW 56 structure gold polished anodized
- ELP.LLW 56 structure polished aluminium

Ellisse Double, gold polished anodized



PENDANT MAJOR, LED

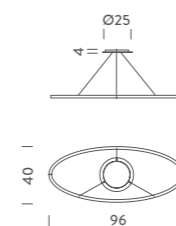
Linear LED | diffused orientable | 78W | typ cri 80 | CCT 3000K (gold version: 2700K) | 7800lm | dimmable 1-10V | 110/230V note cable length 2,5m

uplight

- ELP LWW 53 structure white
- ELP LNW 53 structure black
- ELP LGW 53 structure gold polished anodized
- ELP LLW 53 structure polished aluminium

downlight

- ELP LWW 54 structure white
- ELP LNW 54 structure black
- ELP LGW 54 structure gold polished anodized
- ELP LLW 54 structure polished aluminium



PENDANT MINOR, LED

Linear LED | diffused orientable | 54W | typ cri 80 | CCT 3000K (gold version: 2700K) | 5400lm | dimmable 1-10V | 110/230V note cable length 2,5m

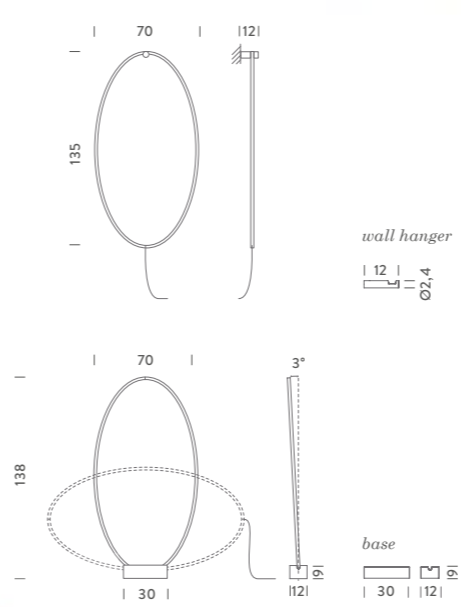
uplight

- ELP LWW 51 structure white
- ELP LNW 51 structure black
- ELP LGW 51 structure gold polished anodized
- ELP LLW 51 structure polished aluminium

downlight

- ELP LWW 52 structure white
- ELP LNW 52 structure black
- ELP LGW 52 structure gold polished anodized
- ELP LLW 52 structure polished aluminium

Ellisse Minor downlight, white finishing



- FLOOR/WALL LED
- Linear LED | diffused orientable | 78W | typ cri 80 | CCT 2700K | 7800lm | dimmable | 110/230V | note dimmer on cable, cable length 5m, base and wall hanger to be ordered separately
- ELP LNN 21 structure black
 - ELP LGN 21 structure gold polished anodized
- accessories
- ELP BNN 21 base black "marquinia" marble
 - ELP AGG 31 hanger gold polished anodized

Ellisse floor/wall gold polished anodized finishing + hanger
 PREVIOUS PAGE *Ellisse floor/wall black finishing + black marble base*

CROWN

Jehs+Laub

Pendant chandeliers, with modular structure in die-casted aluminium and sandblasted glass diffusers. Structure in hand polished aluminium, glossy gold plated or painted in matt white, matt black or gold. Available a NEMO LED G9 kit. Widespread light. Double switch for the Summa and Magnum versions. Transparent cable. Red cable on request.

Famiglia di chandelier a sospensione, realizzata con una struttura modulare in alluminio pressofuso e bicchierini diffusori in vetro sabbato. La struttura è disponibile in versione alluminio spazzolato a mano lucido, dorato oppure verniciato opaco nei colori bianco, nero o oro. E' disponibile un kit LED G9 NEMO. La lampada emette una luce diffusa. Doppia accensione nelle versioni Summa e Magnum. Cavo trasparente, rosso su richiesta.

Famille de chandeliers à suspension, réalisée avec une structure modulaire en aluminium moulé. Diffuseurs en verre sablé. Disponible en aluminium poli à la main brillant ou ou peint en blanc mat, noir mat ou or. Kit LED NEMO G9 lumière chaude disponible. Lumière diffuse. Double interrupteur dans les versions Summa et Magnum. Câble transparent (rouge sur demande).

Familie von Kronleuchtern mit einer modularen Struktur aus Aluminiumdruckguß und sandgestrahlten Diffusorgläsern. Die Struktur ist glänzend poliert und vergoldet sowie in matt weiß, matt schwarz und goldfarben lackiert lieferbar. NEMO liefert Ihnen auch ein G9-Set LED mit warmer Lichtausstrahlung. Die Leuchte hat eine diffuse Lichtstreuung. Ausführungen Summa und Magnum doppelt schaltbar. Transparentes Kabel, rotes Textilkabel auf Anfrage.



Crown Major, black finishing



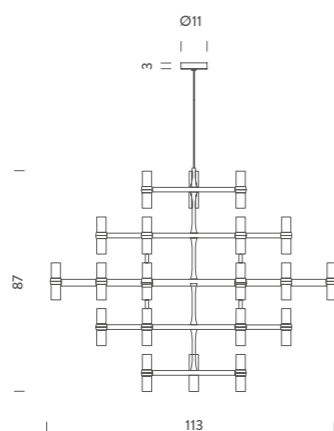
Crown Minor gold plated finishing

Crown Multi , polished finishing

**CROWN MAJOR
PENDANT HALO/LED**

halopin G9 QT-14 | diffused | 30x25W |
dimmbable according to bulb | 110/230V
note cable length max 3,5m,
LED version with kit G9 LED NEMO (p.409)

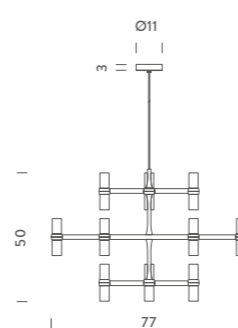
- CRO HWT 52 structure white
- CRO HLT 52 structure polished
- CRO HNT 52 structure black
- CRO HGW 52 structure gold
- CRO HOW 52 structure gold plated



**CROWN MINOR
PENDANT HALO/LED**

halopin G9 QT-14 | diffused | 12x25W |
dimmbable according to bulb | 110/230V
note cable length max 2,5m,
LED version with kit G9 LED NEMO (p.409)

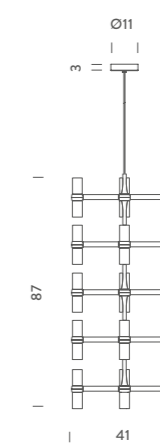
- CRO HWT 51 structure white
- CRO HLT 51 structure polished
- CRO HNT 51 structure black
- CRO HGW 51 structure gold
- CRO HOW 51 structure gold plated



**CROWN MULTI
PENDANT HALO/LED**

halopin G9 QT-14 | diffused | 15x25W |
dimmbable according to bulb | 110/230V
note cable length max 2,5m,
LED version with kit G9 LED NEMO (p.409)

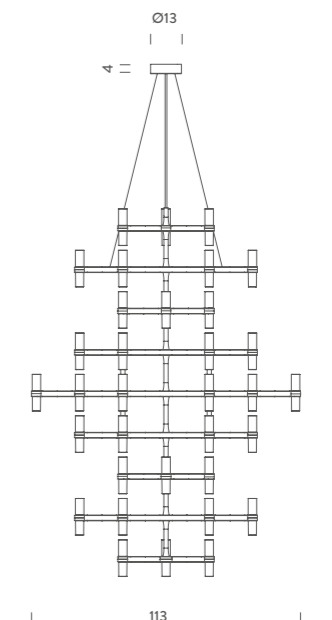
- CRO HWW 58 structure white
- CRO HLW 58 structure polished
- CRO HNW 58 structure black
- CRO HGW 58 structure gold
- CRO HOW 58 structure gold plated





*“Nature, again and again,
inspires us to design - like the
‘crown’, which comes from a
snowflake”.*

Jehs+Laub



**CROWN SUMMA
PENDANT HALO/LED**

halopin G9 QT-14 | diffused | 48x25W |
double, dimmable according to bulb | 110/230V
note cable length max 3,5m,
LED version with kit G9 LED NEMO (p.409)

- CRO HWW 59 structure white
- CRO HLW 59 structure polished
- CRO HNW 59 structure black
- CRO HGW 59 structure gold
- CRO HOW 59 structure gold plated

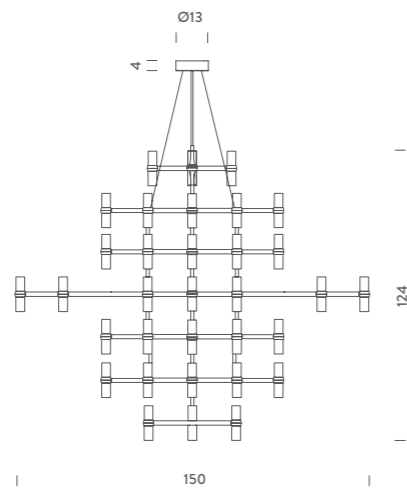
Crown Summa polished at Galleria Rizzoli- Milan



**CROWN MAGNUM
PENDANT HALO/LED**

halopin LED G9 QT-14 | diffused | 42x25W |
double, dimmable according to bulb | 110/230V
note cable length max 3,5m, LED version with
kit G9 LED NEMO (p.409)

- CRO HWW 5A structure white
- CRO HLW 5A structure polished
- CRO HNW 5A structure black
- CRO HGW 5A structure gold
- CRO HOW 5A structure gold plated



Crown magnum at Hotel Bayerischer Hof Lindau / Arch. Elwert & Stottele / Klaus Sporer



Crown Plana Minor, black finishing



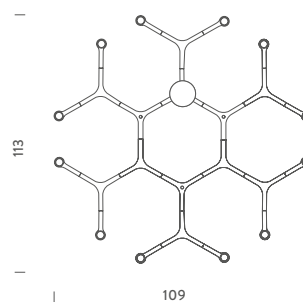
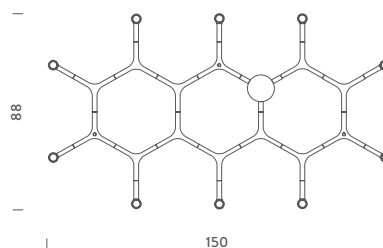
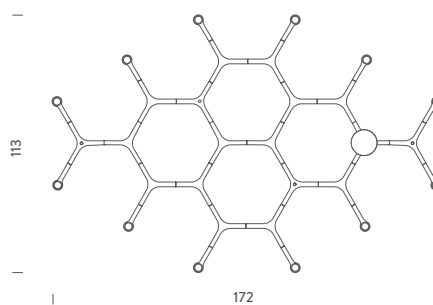
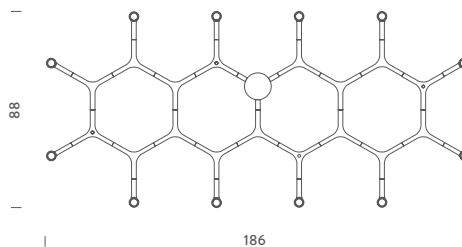
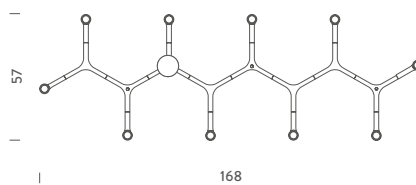
Crown Plana Minor, polished finishing



Crown Plana Major, polished finishing

138 —

*Crown
gold plated*



*Crown
polished*

CROWN PLANA LINEA PENDANT LED

halopin G9 QT-14 | diffused | 10x25W |
dimmbable according to bulb | 110/230V
note cable length max 2,5m, bulb included:
G9 LED NEMO (p.409)

- CRO HWW 54 *structure* white
- CRO HLW 54 *structure* polished
- CRO HNW 54 *structure* black
- CRO HGW 54 *structure* gold
- CRO HOW 54 *structure* gold plated

CROWN PLANA MAJOR PENDANT LED

halopin G9 QT-14 | diffused | 12x25W |
dimmbable according to bulb | 110/230V
note cable length max 2,5m, bulb included:
G9 LED NEMO (p.409)

- CRO HWW 53 *structure* white
- CRO HLW 53 *structure* polished
- CRO HNW 53 *structure* black
- CRO HGW 53 *structure* gold
- CRO HOW 53 *structure* gold plated

CROWN PLANA MEGA PENDANT LED

halopin G9 QT-14 | diffused | 12x25W |
dimmbable according to bulb | 110/230V
note cable length max 2,5m, bulb included:
G9 LED NEMO (p.409)

- CRO HWW 57 *structure* white
- CRO HLW 57 *structure* polished
- CRO HNW 57 *structure* black
- CRO HGW 57 *structure* gold
- CRO HOW 57 *structure* gold plated

CROWN PLANA PENDANT LED

halopin G9 QT-14 | diffused | 25W |
dimmbable according to bulb | 110/230V
note cable length max 2,5m, bulb included:
G9 LED NEMO (p.409)

- CRO HWW 56 *structure* white
- CRO HLW 56 *structure* polished
- CRO HNW 56 *structure* black
- CRO HGW 56 *structure* gold
- CRO HOW 56 *structure* gold plated

CROWN PLANA MINOR PENDANT LED

halopin G9 QT-14 | diffused | 12x25W |
dimmbable according to bulb | 110/230V
note cable length max 2,5m, bulb included:
G9 LED NEMO (p.409)

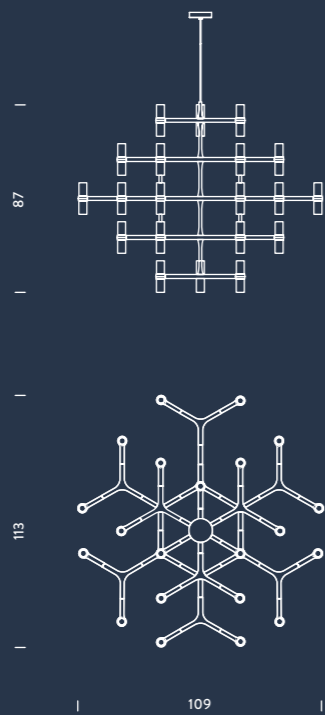
- CRO HWW 55 *structure* white
- CRO HLW 55 *structure* polished
- CRO HNW 55 *structure* black
- CRO HGW 55 *structure* gold
- CRO HOW 55 *structure* gold plated



Crown
Minor



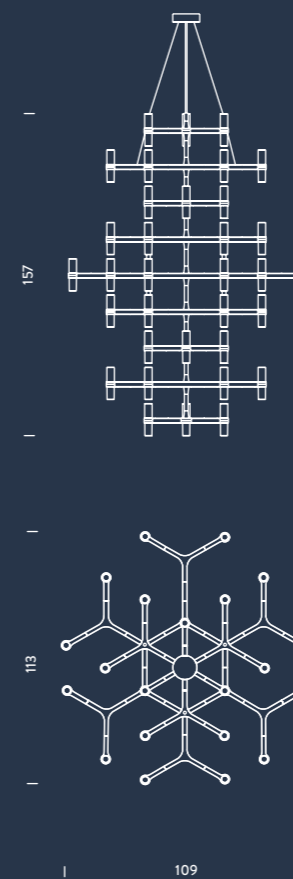
Crown
Major



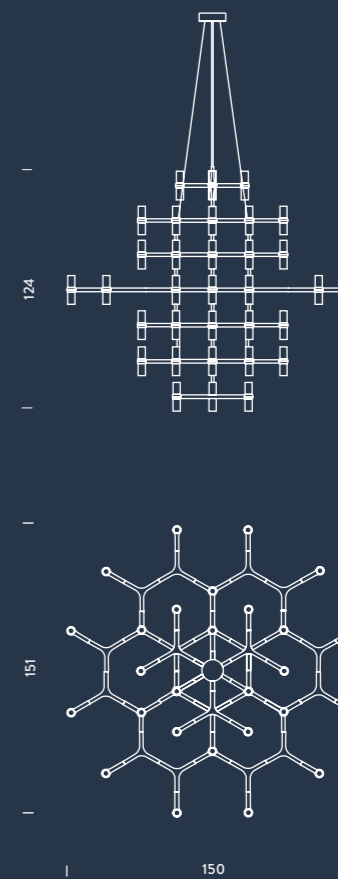
Crown
Multi



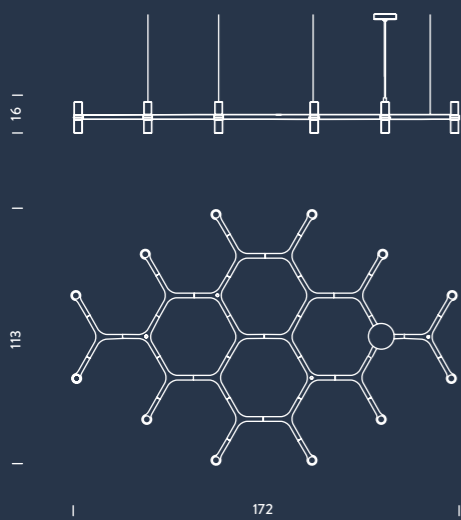
Crown
Summa



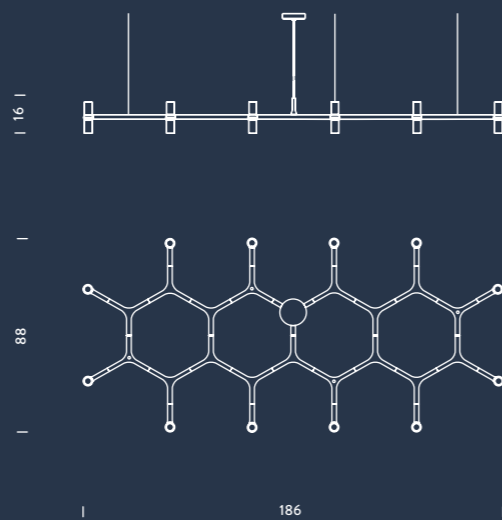
Crown
Magnum



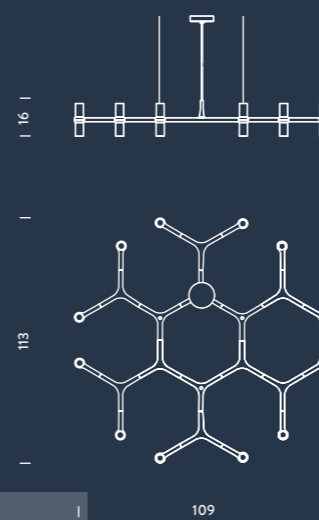
Crown
Plana Mega



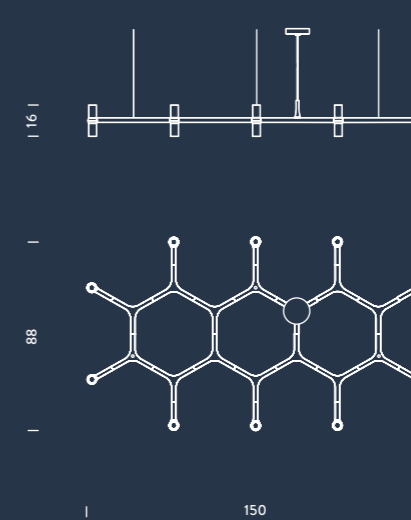
Crown
Plana Major



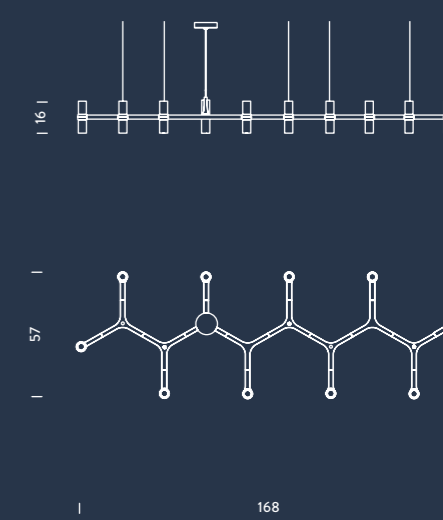
Crown
Plana Minor



Crown
Plana



Crown
Plana Linea



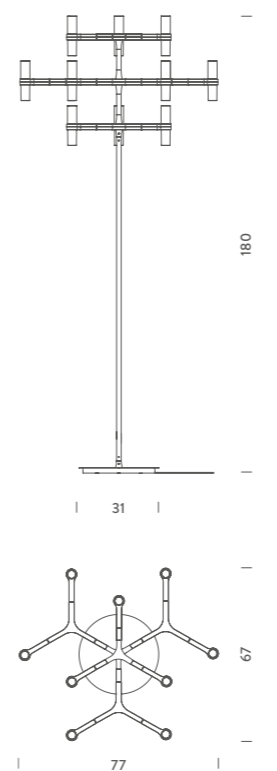


Floor version of the Crown family. Stem in aluminium. Available in hand polished aluminium, glossy gold plated or painted in matt white, matt black or gold.

Lampada da terra della famiglia Crown. Stelo in alluminio. Disponibile nelle versioni alluminio spazzolato lucido, dorato, oppure verniciato opaco nei colori bianco, nero o oro.

Lampadaire de la famille Crown. Tige en aluminium. Disponible en aluminium poli à la main, brillant ou or, ou peint en blanc mat, noir mat ou doré.

Stehleuchte der Crown-Familie. Schaft aus Aluminium. Lieferbar in den Versionen glänzend poliert, vergoldet oder in matt weiß, matt schwarz und goldfarben lackiert lieferbar.



CROWN FLOOR HALO/LED

halopin G9 QT-14 | diffused | 12x25W | dimmable
according to bulb | 110/230V

note dimmer on cable, cable length 2,7m LED
version with kit G9 LED NEMO (p.409)

- CRO HWW 21 *structure white*
- CRO HLW 21 *structure polished*
- CRO HNW 21 *structure black*
- CRO HGW 21 *structure gold*
- CRO HOW 21 *structure gold plated*



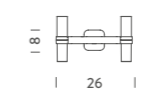
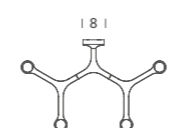
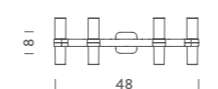
Crown Wall 2, polished finishing
NEXT PAGE Crown Wall 4,
gold finishing

Wall lamps, with modular structure in die-casted aluminium and sandblasted glass diffusers. Structure in aluminium hand polished glossy or gold plated or painted in matt white, matt black or gold.

Lampade da parete, realizzate con una struttura modulare in alluminio pressofuso e bicchierini diffusori in vetro sabbato. La struttura è disponibile in versione alluminio spazzolato lucido, dorato oppure verniciato opaco nei colori bianco, nero o oro.

Applique, réalisée avec une structure modulaire en aluminium moulé. Diffuseurs en verre sablé. Disponible en aluminium poli à la main, brillant ou or, ou peint en blanc mat, noir mat ou doré.

Wandleuchten mit einer modularen Struktur aus Aluminiumdruckguß und sandgestrahlten Diffusorgläsern. Die Struktur ist glänzend poliert, vergoldet oder in matt weiß, matt schwarz und goldfarben lackiert lieferbar.



CROWN WALL 4 HALO/LED

halopin G9 QT-14 | diffused | 4x60W |
dimmmable according to bulb | 110/230V
note LED version with kit G9 LED NEMO (p.409)

- CRO HWW 32 structure white
- CRO HLW 32 structure polished
- CRO HNW 32 structure black
- CRO HGW 32 structure gold
- CRO HOW 32 structure gold plated

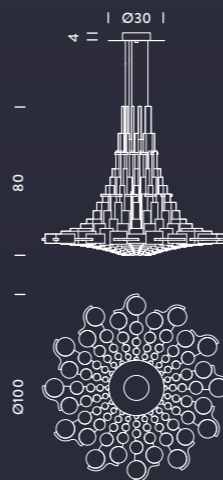
CROWN WALL 2 HALO/LED

halopin G9 QT-14 | diffused | 2x60W |
dimmmable according to bulb | 110/230V
note LED version with kit G9 LED NEMO (p.409)

- CRO HWW 31 structure white
- CRO HLW 31 structure polished
- CRO HNW 31 structure black
- CRO HGW 31 structure gold
- CRO HOW 31 structure gold plated

UMA

Giancarlo Tintori



Very large pendant lamp, widespread light with steel structure and transparent metacrylate tubes, arranged according to a fractal model. Dimmable.

Sospensione di grandi dimensioni a luce diffusa, con struttura in acciaio e corpo in tubi di metacrilato trasparente, posizionati secondo uno schema a frattale. Regolabile con dimmer.

Suspension à lumière diffuse. Structure en acier, cylindres en métacrylate transparent, positionnés selon une figure fractale. Dimmable.

Große Pendelleuchte mit diffuser Lichtausstrahlung. Struktur aus Stahl. Körper aus transparenten Röhren aus Methacrylat. Diese Röhren wurden nach einem Fraktal-Schema positioniert. Regulierung durch Dimmer.

PENDANT FLUO

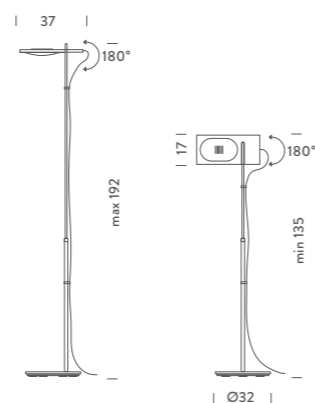
2G11, TC-L | diffused | 2x80W | dimmable PUSH | 230V | *note* cable length max 3m, also available in 120V

○ UMA PTT 51 *structure* transparent



DUNA

Mario Barbaglia, Marco Colombo 1984



Floor lamp with steel structure and base, halogen source. Head, stems and base chromed or painted glossy black. Telescopic stem. Adjustable uplight. Dimmer on the cable.

Lampada da terra con struttura e base in acciaio con sorgente alogena. Testa, steli e base cromati o verniciati nero lucido. Stelo telescopico. Luce orientabile verso l'alto. Dimmer su cavo.

Lampadaire avec structure et base en acier, source halogène. Diffuseur, tiges et base chromés ou peintes, noir brillant. Tige télescopique. Éclairage orientable vers le plafond. Dimmer sur le câble.

Stehleuchte. Struktur und Basis aus Stahl. Diffusor, Struktur und Basis verchromt oder lackiert, schwarz glänzend. Lieferbar in Halogen. Diffusor verstellbar, Schaft höhenverstellbar. Fußdimmer.

FLOOR HALO

R7s (114mm) | indirect, orientable | 300W | dimmable | 230V
note adjustable height

- DUN KHH 21 *structure chrome*
- DUN KNN 21 *structure glossy black*



LOGO

Mario Barbaglia, Marco Colombo 1991

Floor, wall and ceiling LED and halogen lamps with adjustable head, in aluminium and printed ABS. In the LED version the perforated reflector is painted in black. Available in black or silver grey. Widespread adjustable light, dimmable.

Famiglia di lampade da terra, parete e soffitto a LED e alogene con testa orientabile, in alluminio ed ABS stampato. Nella versione LED il riflettore in alluminio forato è verniciato nero. Disponibile nei colori nero o grigio argento. Luce diffusa orientabile, dimmerabile.

Lampadaire, applique et plafonnier. Source LED ou halogène, tête orientable, structure en aluminium et ABS moulé. Dans la version LED le réflecteur en aluminium perforé est peint en noir. Disponible en noir ou gris argent. Lumière diffuse orientable. Dimmable.

Leuchtenfamilie bestehend aus Steh-, Wand- und Deckenleuchten in LED oder Halogen mit verstellbarem Kopf in Aluminium und ABS. Der Reflektor der LED-Version ist aus schwarz lackiertem gelöchertem Aluminium. Lieferbar in den Farben schwarz und silbergrau. Verstellbare diffuse Lichtstreuung. Dimmbar.

FLOOR LED

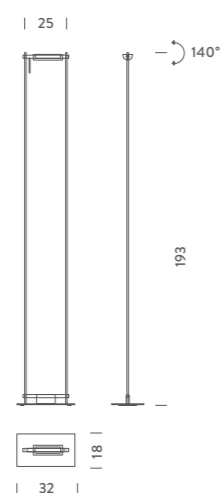
LED board | orientable 140° | 17W | CCT 2700K | 1900lm | typ cri 83 | dimmable | 230V
note dimmer on cable, cable length 3m

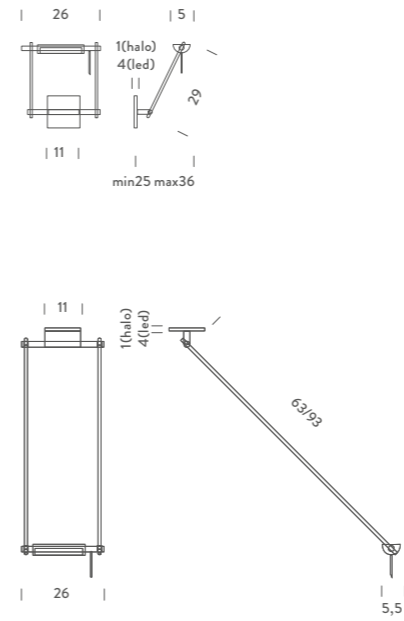
●● LOG LNN 21 structure black/black

FLOOR HALO

R7s (114mm) | orientable 140° | 250W | dimmable | 230V
note dimmer on cable, cable length 2,3m

●● LOG KNN 25 structure black/black
●● LOG KDD 22 structure grey/grey
●● LOG KDH 25 structure grey/polished





WALL/CEILING LED

LED board | orientable 140° | 17W | CCT 2700K | 1900lm | typ cri 83 | 110/230V

Wall

●● LOG LNN 31 structure black/black

Ceiling 63cm

●● LOG LNN 42 structure black/black

Ceiling 93cm

●● LOG LNN 41 structure black/black

WALL/CEILING HALO

R7s (114mm) | orientable 140° | 250W | dimmable | 230V

Wall

●● LOG KNN 31 structure black

●● LOG KDD 32 structure grey

●● LOG KDH 31 structure grey/polished

Ceiling 63cm

●● LOG KNC 41 structure black

●● LOG KDC 41 structure grey

●● LOG KDH 41 structure grey/polished

Ceiling 93cm

●● LOG KNL 41 structure black

●● LOG KDL 42 structure grey

MR. LIGHT

Javier Mariscal

“Its hat can be put on and taken off, its arms can be lifted or lowered. A lamp which in addition to providing a nice light, offers company..”

Javier Mariscal



Table and floor lamp, with floating arm and body in matt black metal. Two-coloured diffuser, with matt white inner part, for a widespread light. Light output in the upper part can be reduced thanks to the hat covering.

Lampada da tavolo e da terra. Braccio snodato e corpo in metallo nero opaco, paralume bicolore con interno bianco opaco, per una luce diffusa, con la possibilità di diminuire l'illuminazione nella parte superiore grazie alla copertura del cappello.

Lampe de table et lampadaire, avec bras articulé et corps en métal noir mat. Diffuseur bicolore intérieur blanc mat, pour une lumière diffuse, avec possibilité de diminuer l'éclairage, en partie supérieure, grâce à la couverture du chapeau.

Tisch und Stehleuchte mit beweglichem Arm. Körper aus matt schwarz lackiertem Metall, Lampenschirm innen matt weiß für eine diffuse Lichtstreuung, die mit der Regulierung des Hutes verringert werden kann.

E27 FLUO/HALO

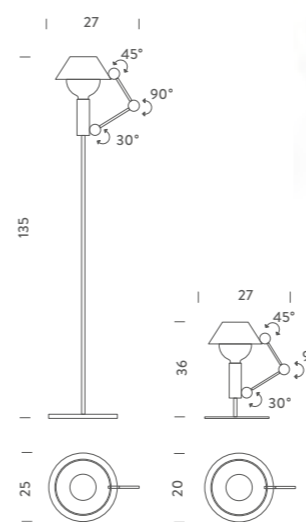
E27 Ø12cm bulb | diffused | 42W | 230V
note orientable reflector, switch on cable

Short

● MRL ENN 11 structure black

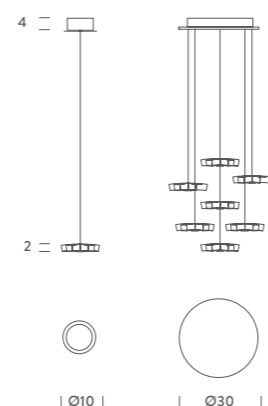
Tall

● MRL ENN 21 structure black



SILVER LIGHT

Liran Levi



LED micro pendant lamp in die-casted aluminium, created to realize single or multiple compositions with widespread downlight. Matt white polycarbonate diffusers. Multiple version designed to accommodate 7 elements.

Micro sospensioni a LED in pressofusione di alluminio, perfette per realizzare composizioni singole e multiple con luce downlight diffusa. I diffusori sono in policarbonato bianco opaco. Versione multipla per 7 elementi.

Système de micro suspension LED, en aluminium moulé pour créer des compositions uniques et multiples avec la lumière diffuse downlight. Blanc mat avec diffuseur en polycarbonate. La version multiple est conçue pour 7 éléments.

Kleine LED-Hängeleuchten aus Aluminiumdruckguß, perfekt für Einzel- und Multi- Kompositionen. Diffuses Downlight. Die Diffusoren sind aus matt weißem Polycarbonat. Multi- Version mit 7 Elementen lieferbar.

PENDANT LED

LED board | downlight, diffused | 5,2W each star |
CCT 3000K | 584lm each | typ cri 83 | 110/230V
*note cable length max 1,9m, special configurations
on request*

1 star

○ SLL LWW 52 structure white

7 stars

○ SLL LWW 54 structure white



LEO

Jehs+Laub



Table lamp with medium flood beam, ideal as a task or as a reading light. Suitable for all sources with E27 socket and particularly for LED and compact fluorescent sources. Standard version with table clamp. Available also with a table base and with fixing accessories. Joints in diecasted polished aluminium. Body and head in die-casted and extruded white, white chrome and silver grey aluminium.

Lampada da lavoro a fascio semiconcentrante, ottimale per il lavoro e la lettura. Adatta a qualunque sorgente con attacco E27 e soprattutto alle lampadine LED e fluorescenti compatte. La versione standard è corredata di morsetto per tavolo. Disponibile anche una base da tavolo e accessori di fissaggio. Gli snodi sono in alluminio pressofuso spazzolato. La struttura e la testina sono in alluminio pressofuso ed estruso bianco opaco, bianco cromo e grigio argento.

Lampe de bureau, à faisceau semi concentré, optimal pour le travail et la lecture. Adapté pour toute source culot E27 et en particulier pour les ampoules LED et les lampes fluorescentes compactes. La version standard est équipée d'un étau de table. Disponible aussi avec une base et accessoires de montage. Les joints sont en aluminium moulé. La structure et la tête sont en aluminium moulé extrudé blanc mat, blanc chromé et gris argent.

Schreibtischleuchte mit breitem Ausstrahlungswinkel, geeignet zum Lesen und Arbeiten. Geeignet für alle Leuchtmittel mit E27-Sockel, im besonderen für LED- und Kompaktleuchtstofflampen. Die Leuchte wird einschl. der Tischklemme geliefert. Zubehör wie Tischfuß, -klemme und Wandbefestigung separat lieferbar. Die Gelenke sind aus poliertem, die Struktur aus matt weißem Aluminiumdruckguß, weiß verchromt und siebergrau.

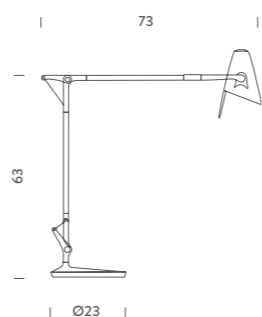
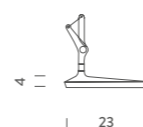


TABLE E27 FLUO/LED/HALO

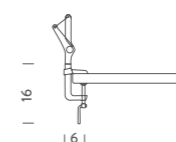
E27 A60 | direct | 60W | 230V
note supplied with clamp, cable length 3,1m

- LEO EWW 12 structure white/white
- LEO EDD 12 structure grey/grey
- LEO ELL 12 structure white/chrome



BASE AND JOINT

- LEO BAW 11 structure white
- LEO BAD 11 structure grey



DESK CLAMP

- LEO MOW 11 structure white
- LEO MOD 11 structure grey



WALL FIXING

- LEO ATW 11 structure white
- LEO ATD 11 structure grey

IOTA

Hikaru Mori 1994



Table lamp, low voltage. Adjustable conical head in heat resistant material and Tedur opal diffuser. Black head. Two types of beam, according to the positioning of the light source: direct, medium-flood beam for reading; indirect light filtered through the lamp opal body, when the light source is in the vertical position. Notes: 12V.

Lampada da tavolo in bassa tensione, con testina orientabile a cono in materiale termoresistente e diffusore opalino in Tedur. La testina è nera e permette due diverse emissioni: luce diretta con fascio semiconcentrante per la lettura; luce diffusa, filtrata dal corpo opalino, con la sorgente in posizione verticale. Note: 12V.

Lampe de table à basse tension. Tête conique orientable, matériau thermorésistant et diffuseur opalin en Tedur. Corps blanc opalin. Tête noire. Deux émissions suivant l'orientation de la source lumineuse: lumière directe semi-concentrée pour la lecture lumière diffuse, filtrée par le corps blanc opalin, avec la source en position verticale. Notes: 12V.

Tischleuchte mit regulierbarem konischem Kopf. Diffusor aus hitzebeständigem milchglasfarbenem Tedur. Leuchtenkopf matt schwarz. Zwei Ausstrahlungsarten je nach Position der Lichtquelle: - direktes, halbdiffuses Licht zum Lesen - diffuses Licht durch das Opal-Lampengehäuse mit Lichtquelle in senkrechter Position. Bemerkungen: 12V.

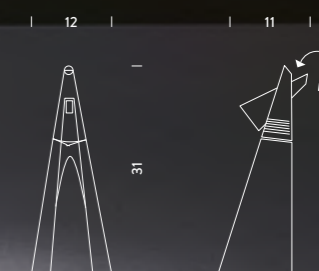


TABLE HALO/LED

GU4, QR-35,3 | orientable | 20W | 230V
note orientable head

○ LIO HXX 11 *details black*

DOVE

Mario Barbaglia, Marco Colombo 1984

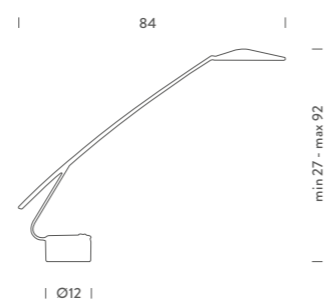


Table light with medium-flood beam, ideal as a task or as a reading light. Body in polycarbonate, arm supports in molybdenum steel. Painted in matt black. Double intensity switch.

Task light con fascio semiconcentrante, adatta per il lavoro e la lettura. Corpo in polycarbonato e supporti del braccio in acciaio molibdeno. Verniciatura nero opaco. Interruttore a doppia intensità.

Lampe de bureau à faisceau semi-concentré, idéale pour le travail et la lecture. Corps en polycarbonato, supports du bras en acier molibdenum. Noir mat. Interrupteur à deux intensités.

Schreibtischleuchte mit halbdiffuser Lichtausstrahlung zum Lesen und Arbeiten. Körper aus Polycarbonat, Armbügel aus Molybdänstahl. Matt schwarz lackiert. Halogenversion mit zweistufiger Lichtstärke, LED-Version mit Dimmer.

TABLE LED

LED GY 6,35 | direct, orientable | 3W |
CCT 3000K | 300lm | double intensity | 230V
note switch on board, cable length 2,2m, also available in 120V

● DOV LNN 11 *structure black*

TABLE HALO

GY 6,35 QT-12 | direct, orientable | 50W |
double intensity | 230V
note switch on board, cable length 2,2m, also available in 120V

● DOV HNN 11 *structure black*





MASTERS

*We call it the Master collection
but we make no special
distinction. The heritage and the
future shares the same values of
intimacy of the human being.*

BORNE BÉTON

Le Corbusier 1952






Borne Béton Grande outdoor

Concrete outdoor and indoor floor and table lamp, conceived for the Unité d'habitation de Marseille and for Bhakra Dam, Sukhna Dam in India in 1952. Each lamp is a handcrafted product: small aesthetic and finishing differences between one lamp and the other make them unique.

Lampada da terra e da tavolo in cemento, disponibile per interno ed esterno, realizzata per il progetto Unité d'Habitation de Marseille e per Bhakra Dam, Sukhna Dam in India nel 1952. Ogni lampada è unica e prodotta in maniera artigianale: piccole differenze estetiche e di finitura tra un prodotto e l'altro sono indice di unicità.

Lampe au sol et table en ciment, disponible pour intérieur et extérieur, réalisée pour le Projet Unité d'Habitation de Marseille et pour Bhakra Dam, Sukhna Dam en Inde en 1952. Chaque lampe est unique et produite de manière artisanale: les petites différences esthétiques et de finition rendent chaque lampe unique.

Steh- und Tischleuchte aus Zement, lieferbar in den Versionen In- und Outdoor. Diese Leuchte wurde für das Projekt Unité d'Habitation de Marseille/Bhakra Dam, Sukhna Dam entworfen. Jede Leuchte wird handwerklich gefertigt und ist daher ein Unikat. Kleine ästhetische und farblich Unterschiede unterstreichen die Einzigartigkeit jeder Leuchte.



Borne Béton Grande indoor
PREVIOUS PAGE
Borne Béton Grande outdoor

*“Contour and profile are
a pure creation of the mind;
they call for the plastic
artist”.*

Le Corbusier®



Borne Béton Petite indoor



PETITE LED OUTDOOR IP44

LED board | direct | 19,2W | 1920lm | typ cri 80 | CCT 3000K | 110-230V
note cable length 3m, body and cable IP 65 rated

● BBP LDW 22 structure concrete

PETITE LED INDOOR

LED board | direct | 19,2W | 1920lm | typ cri 80 | CCT 3000K | dimmable | 110-230V
note cable length 2,7m, dimmer on cable

● BBP LDW 21 structure concrete

PETITE HALO INDOOR

HALO R7s | direct | 250W | dimmable | 230V
note cable length 2,7m, dimmer on cable

● BBP HDD 21 structure concrete

GRANDE LED OUTDOOR IP44

LED board | direct | 38,4W | 3840lm | typ cri 80 | CCT 3000K | 110-230V
note cable length 3m, body and cable IP 65 rated

● BBG LDW 21 structure concrete

GRANDE LED INDOOR

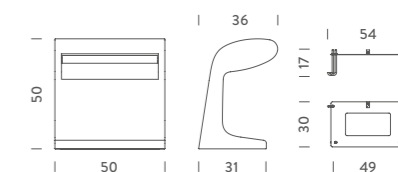
LED board | direct | 38,4W | 3840lm | typ cri 80 | CCT 3000K | dimmable | 110-230V
note cable length 2,7m, dimmer on cable

● BBG LDW 22 structure concrete

OUTDOOR ACCESSORIES

vandal proof fixing plate

Petite BBP FIX 21
Grande BBG FIX 21





PARLIAMENT

Le Corbusier 1963



Le Corbusier designed the lamp Parliament for the Chandigarh Parliament in India. Floor lamp, double adjustable emission, in painted aluminium with diffusers matt black and yellow or white and grey. Whitewash internal diffusers. Stem matt grey.

Parliament è stata progettata da Le Corbusier per il Chandigarh Parliament in India. È una lampada da terra orientabile a doppia emissione, in alluminio verniciato con diffusori nero opaco e giallo o bianco e grigio. Diffusori interni in bianco calce. Asta in grigio opaco.

Parliament a été conçu par Le Corbusier pour La Haute Cour de Chandigarh, Inde. Lampadaire orientable à double émission, en aluminium laqué avec diffuseurs noir mat et jaune ou blanc et gris. L'intérieur des diffuseurs en blanc chaux. Tige gris mat.

Die Parliament wurde von Le Corbusier für das Chandigarh Parliament in Indien entworfen. Stehleuchte orientierbar und mit doppeltem Lichtaustritt, aus lackiertem Aluminium mit Diffusoren in matt schwarz und gelb oder weiß und grau, innen kalbweiß, Schaft in matt grau.

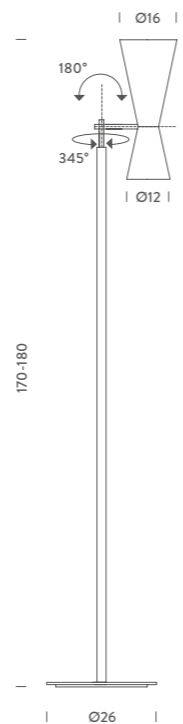
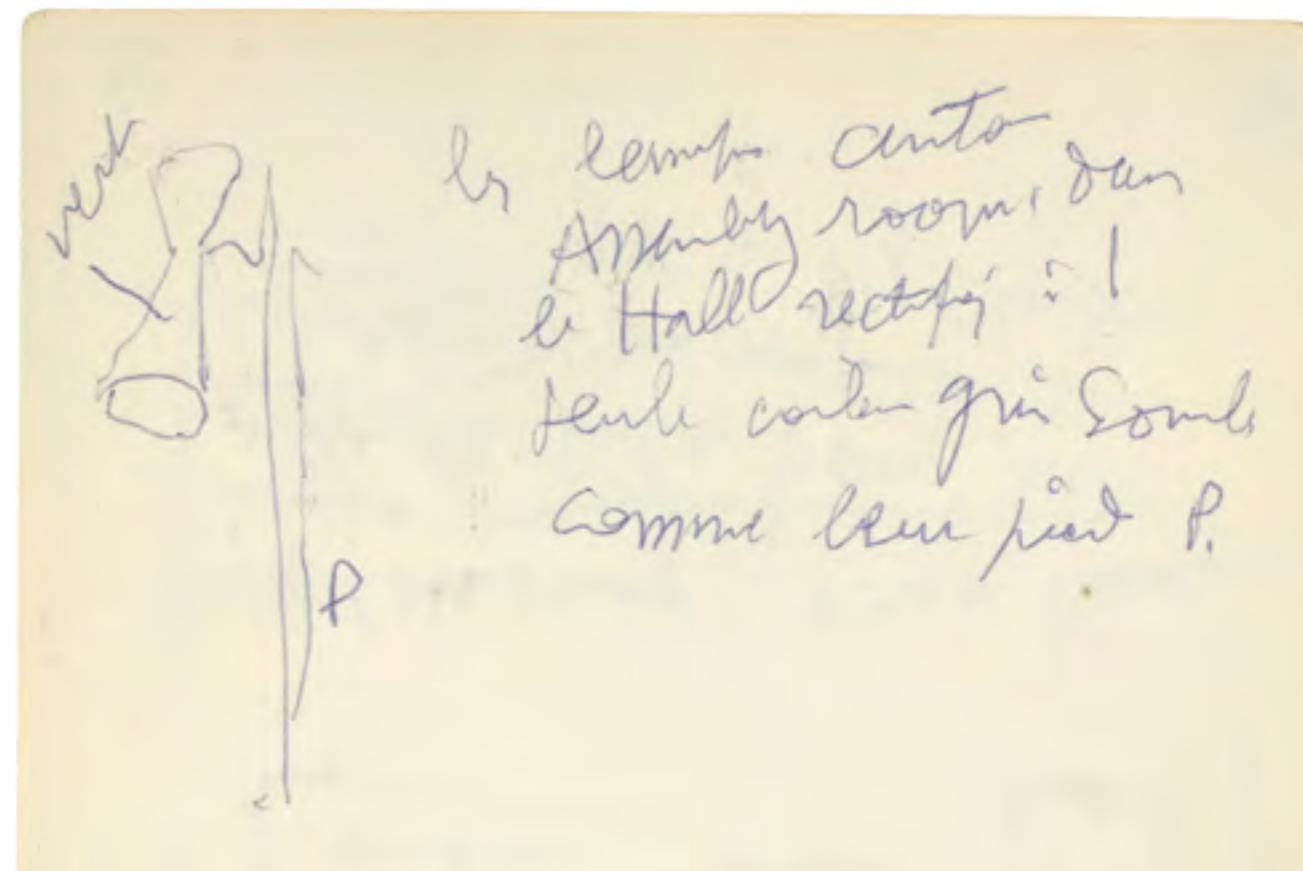
E27 FLUO/LED/HALO

E27, A60 | double, direct+indirect | 2x52W |
dimmable | 230V
note cable length 2,7m, dimmer on cable

- ○ PAR EDW 21 structure whitewash/grey
 - ○ PAR ENG 21 structure black/yellow
-

Parliament, black/yellow finishing





PROJECTEUR 365

Le Corbusier 1954

Projecteur 365 pendant IP54, moka finishing





The Projecteur of Le Corbusier was designed for the Chandigarh High Court, India, in 1954. Aluminium body painted in night blue, white sand or moka. Diffuser glass curved and sandblasted in the inner part. Painted body, base and canopies. Screws and small metal parts black chromed. Available in the floor, wall/ceiling and pendant versions. The wall/ceiling and pendant lamps are available also in the outdoor version (IP54).

Il Projecteur di Le Corbusier è stato disegnato per illuminare l'Alta Corte di Chandigarh, India, nel 1954. Il corpo della lampada è in alluminio verniciato blu notte, bianco sabbia o moka. Il vetro diffusore è bombato e sabbato internamente. La base e i rosoni sono verniciati come il corpo. I galletti di chiusura sono cromati neri come il resto della minuteria. Disponibile nelle versioni terra, parete/soffitto e sospensione. Le versioni parete/soffitto e sospensione sono anche disponibili per esterno (IP54).

Le Projecteur a été conçu par Le Corbusier pour éclairer la Haute Cour de Chandigarh, Inde, en 1954. Corps en aluminium verni midnight blue, blanc sablé ou moka. Le diffuseur bombé en verre, sablé à l'intérieur. La base et la patère sont vernies comme le corps. Les écrous de verrouillage sont chromés noir comme le reste de la visserie. Disponible en version lampe au sol, applique ou suspension. Disponibles pour l'extérieur les version applique et suspension (IP54).

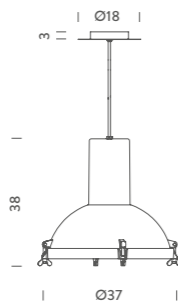
Der Strahler von Le Corbusier wurde 1954 für die Beleuchtung des Gerichtshofes in Chandigarh, Indien, entworfen. Der Leuchtenkörper ist aus Aluminium, nachtblau, sand- oder mokafarben lackiert. Das gewölbte Diffusorglas ist innen sandgestrahlt. Der Baldachin und die Klemme sind matt schwarz lackiert, die Flügelmuttern und Kleinteile sind matt schwarz verchromt. Erhältlich in den Ausführungen Steh-, Wand/Decken- und Pendelleuchte. Die Versionen Wand/Decken und Pendelleuchte sind auch in der Outdoorversion (IP54) lieferbar.

Projecteur 365 floor (indoor), night blue finishing. NEXT PAGE: Projecteur 365 wall IP 54 night blue finishing

PENDANT
E27 FLUO/LED/HALO

E27 | direct, spot | 150W | dimmable,
according to the bulb | 230V | IP 30
note cable length 3m

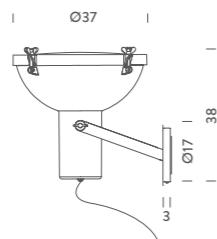
- PRJ EDW 51 *structure night blue*
- PRJ EWS 51 *structure white sand*
- PRJ EMS 51 *structure moka*



PENDANT IP 54
E27 FLUO/LED/HALO

E27 | direct, spot | 60W | dimmable,
according to the bulb | 230V | IP 54
note cable length 3m

- PRJ EDW 5E *structure night blue*
- PRJ EWS 5E *structure white sand*
- PRJ EMS 5E *structure moka*



WALL/CEILING
E27 FLUO/LED/HALO

E27 | direct, spot | 150W | dimmable,
according to the bulb | 230V | IP 30
note orientable

- PRJ EDW 3A *structure night blue*
- PRJ EWS 3A *structure white sand*
- PRJ EMS 3A *structure moka*

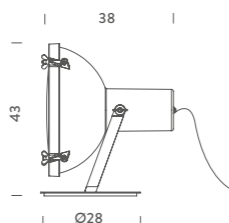
WALL/CEILING IP 54
E27 FLUO/LED/HALO

E27 | direct, spot | 60W | dimmable,
according to the bulb | 230V | IP 54
note orientable

- PRJ EDW 3E *structure night blue*
- PRJ EWS 3E *structure white sand*
- PRJ EMS 3E *structure moka*


FLOOR
E27 FLUO/LED/HALO

E27 | direct, spot | 150W | switch on cable | 230V |
IP 30
note orientable



- PRJ EDW 2A *structure night blue*
- PRJ EWS 2A *structure white sand*
- PRJ EMS 2A *structure moka*





Projecteur 365 floor white sand finishing



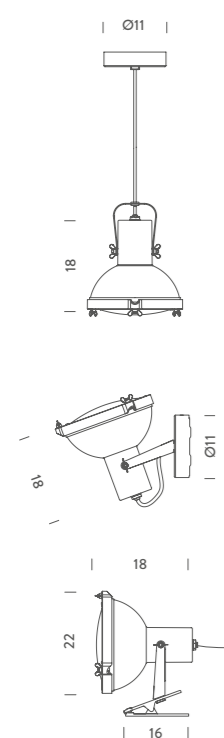
*Projecteur 365 pendant, finishings: moka,
night blue and white sand*

*“Our eyes are made to see forms
in light; light and shade reveal
these forms; cubes, cones, spheres,
cylinders or pyramids are the
great primary forms which light
reveals to advantage; the image
of these is distinct and tangible
within us without ambiguity.
It is for this reason that these
are beautiful forms, the most
beautiful forms”.*

Le Corbusier®







E27 FLUO/LED

E27 | direct, spot | 23W | 230V | dimmable according to bulb

note orientable, cable length 2,1m (pendant, pincer clip), max clip opening 3cm, max bulb H11cm, switch on cable (pincer clip)

Pincer clip

- PRP FDW 11 structure night blue
- PRP FWS 11 structure white sand
- PRP FMW 11 structure moka

Wall/ceiling

- PRP FDW 31 structure night blue
- PRP FWS 31 structure white sand
- PRP FMW 31 structure moka

Pendant

- PRP FDW 51 structure night blue
- PRP FWS 51 structure white sand
- PRP FMW 51 structure moka



Mini adjustable version of the Projecteur 365. Available in the clamp, wall and pendant versions. Aluminium body painted in night blue, white sand or moka. Diffuser glass curved and sandblasted in the inner part. Clamp and canopies painted in matt black, screws and small black chrome metal parts. Diffused and adjustable light output. E27 socket allows the use of fluorescent and LED sources.

Versione Mini orientabile del Projecteur 365. Disponibile nelle versioni a pinza, a parete e a sospensione. Il corpo della lampada è in alluminio verniciato blu notte, bianco sabbia o moka. Il vetro diffusore è bombato e sabbiato internamente. La pinza e il rosone sono verniciati nero opaco, i galletti di chiusura sono cromati neri come il resto della minuteria. La lampada emette una luce diffusa e orientabile. L'attacco E27 permette l'utilizzo di sorgenti fluorescenti e LED.

Version Mini du Projecteur 365 orientable. Disponible avec pince, applique ou suspension. Corps en aluminium, verni blue, blanc sable ou moka. Verre diffuseur bombé et sablé à l'intérieur. La pince et la patère sont peintes en noir mat, les écrous papillon de verrouillage sont chromés noir comme le reste de la visserie. Lampe pour lumière diffuse et orientable. Le culot E27 permet l'utilisation de lampes fluorescentes ou LED.

Verstellbare Mini-Ausführung des Projecteur 365. Lieferbar als Wand- und Pendelleuchte und mit Klemme. Der Leuchtenkörper ist aus Aluminium, nachtblau, sand- oder mokafarben lackiert. Das gewölbte Diffusorglas ist innen sandgestrahlt. Der Baldachin und die Klemme sind matt schwarz lackiert, die Flügelmuttern und Kleinteile sind matt schwarz verchromt. Diffuse und verstellbare Lichtstreuung. Der E27- Sockel erlaubt den Einsatz von LED und Kompaktleuchtstofflampen.



Projecteur 165 Pincer Clip, Jean Colonna, Paris



Lampe de Marseille


Le Corbusier

Pablo Picasso

Le Corbusier, Picasso and Lampe de Marseille at Unité d'Habitation, Marseille

LAMPE DE MARSEILLE

Le Corbusier 1949/52



Designed by Le Corbusier for the Unité d'Habitation of Marseille in 1949/1952, it is an adjustable wall lamp with two joints on the arm and a rotating wall fixing. Spun aluminium diffuser. Available with matt grey or whitewash body, with white internal diffusers. Direct and indirect lighting output. Double switch on the cable, for a functional and adjustable light output.


Progettata da Le Corbusier per l'appartamento di Marsiglia nel 1949/52, è una lampada da parete con due snodi sul braccio e attacco a parete che permette la rotazione. È realizzata in alluminio con diffusore tornito in lastra. Disponibile in due versioni, con il corpo verniciato grigio opaco o bianco calce e con l'interno dei diffusori bianco. Emissione diretta ed indiretta. L'interruttore è sul cavo di alimentazione fornito di spina, con doppia accensione per una luce funzionale ed orientabile.

Conçue par Le Corbusier pour l'Unité d'Habitation de Marseille en 1949/1952, c'est une applique avec deux articulations sur le bras et fixation sur paroi qui permet l'orientation. Fabriquée en aluminium avec diffuseur en aluminium tourné. Disponible en deux versions, avec le corps gris mat ou blanc chaux. L'intérieur du diffuseur en blanc. Emission directe et indirecte. Interrupteur sur le câble avec fiche et double émission.

Diese von Le Corbusier für l'Unité d'Habitation in Marseille entworfene Wandleuchte kann mithilfe von zwei Gelenken am Arm und eine bewegliche Wandbefestigung verstellt werden. Struktur aus Aluminium, formgedrehter Diffusor. Erhältlich in den Ausführungen matt grau oder kalkweiß. Diffusor innen weiß. Direkter und indirekter Lichtaustritt. Netzkabel mit Stecker und Doppelschalter.



Lampe de Marseille whitewash finishing

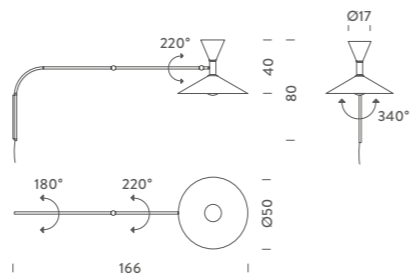


Lampe de Marseille grey finishing

WALL
E27 FLUO/LED/HALO

E27 Ø11cm (down)+A60 (up) | double emission,
direct+indirect | 2x70W | double switch, on cable |
230V | *note* installation with cable+plug, cable
length 1,5+1,3m

- LDM EDD 31 structure matt grey
- LDM EWW 31 structure whitewash



“In his Decorative Art, Le Corbusier writes about “machines for sitting, for classifying, for lighting”, in 1924. (...) He starts his battle for the affirmation of a functional and linear design, practical and versatile, with durable materials and formal choices, that goes far beyond the moods of decorative fashions.”

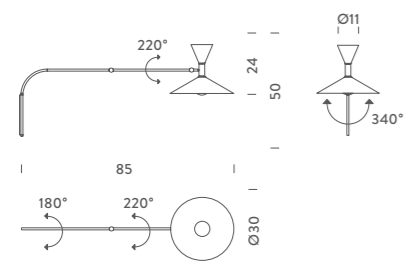
Domitilla Dardi, design historian

Mini version of the Lampe de Marseille. Aluminium with spun aluminium diffuser. Available with matt grey or whitewash body, with white internal diffusers. Direct and indirect lighting output. Switch on the cable. Wall installation also without plug. Functional and adjustable light output.

Versione Mini della Lampe de Marseille. Realizzata in alluminio, con diffusore tornito in lastra. Disponibile con il corpo verniciato grigio opaco o bianco calce e con l'interno dei diffusori bianco. Emissione diretta ed indiretta. L'interruttore è sul cavo, con possibile applicazione su punto luce a parete. Emette una luce funzionale ed orientabile.

Version Mini de la Lampe de Marseille. Fabriquée en aluminium, avec diffuseur tourné. Disponible avec le corps gris mat ou blanc chaux et intérieur des diffuseurs blanc. Émission directe et indirecte. L'interrupteur est sur le câble; possibilité d'installation sur alimentation murale. Émission de lumière fonctionnelle et orientable.

Kleine Version der Lampe de Marseille. Struktur aus Aluminium, formgedrehter Diffusor. Erhältlich in den Ausführungen matt grau oder kalkweiß. Diffusor innen weiß lackiert. Direkter und indirekter Lichtaustritt. Netzkabel mit Stecker und Doppelschalter. Wandinstallation auch ohne Stecker möglich.



WALL
E14 FLUO/LED/HALO

E14 P45 | double emission, direct+indirect | 2x46W |
mono switch, on cable | 230V
note installation with or without plug, cable length
0,4+1,2m

- LMM EDD 31 structure matt grey
- LMM EWW 31 structure whitewash





APPLIQUE DE MARSEILLE

Le Corbusier 1938/39

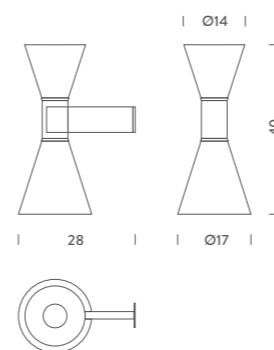


Le Corbusier designed the Applique de Marseille for his Paris apartment at Rue Nungesser et Coli. Wall lamp, double emission, in aluminium painted in matt grey or matt white, with white internal diffusers.

L'applique de Marseille, progettata da Le Corbusier per il suo appartamento parigino in rue Nungesser et Coli, è una lampada da parete a doppia emissione, in alluminio verniciato grigio opaco o bianco calce, con interno dei diffusori bianco.

L'applique de Marseille, conçue par Le Corbusier pour son appartement parisien, rue Nungesser et Coli, est une applique à double émission en aluminium laqué gris mat ou blanc chaux avec l'intérieur des diffuseurs blanc.

Le Corbusier hat die Wandleuchte Applique de Marseille für seine Pariser Wohnung in der Rue Nungesser et Colli entworfen. Zweifache Lichtaustritt, Aluminium grau oder kalkweiß lackiert, Diffusor innen weiß.



WALL E27 FLUO/LED/HALO

E27, A60 | double emission, direct+indirect | mono switch | 2x52W | 230V

- ADM EDD 31 structure matt grey
- ADM EWW 31 structure whitewash

*«Primary forms are beautiful
forms because they can be
clearly appreciated.»*

Le Corbusier®



ESCARGOT

Le Corbusier 1951/52

Sculptural floor lamp, limited edition. Body in aged cast brass. Inner reflector is a curved surface in anodized aluminium, reflecting the light hidden in the body, for a widespread indirect output. Dimmable.

Lampada scultorea da terra in edizione limitata, realizzata in fusione d'ottone invecchiato. Il riflettore interno è costituito da una superficie curva in alluminio anodizzato, che riflette la luce nascosta nel corpo per un effetto di luce diffusa indiretta. Dimmerabile.

Lampadaire sculpture, édition limitée. Corps en laiton coulé vieilli. Partie intérieure formée par une surface courbe en aluminium anodisé, qui reflète la lumière cachée dans le corps pour un effet de lumière diffuse indirecte. Dimmable.

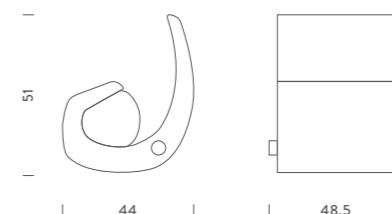
Skulptur Stehleuchte, limitierte Edition, Messingfusion mit antiker Prägung. Gebogener Innenreflektor aus anodisiertem Aluminium, der das in der Struktur versteckte Licht reflektiert und eine diffuse indirekte Lichtausstrahlung erzeugt. Lichtregulierung durch Dimmer.



FLOOR
E27 HALO/FLUO/LED

E27 | indirect | 300W | 230V
note black textile cable length 3,5m, switch on cable

● ESC EGG 11 structure brass



PIVOTANTE À POSER

Charlotte Perriand 1950

Table lamp with a cylindrical body, open on two sides, on which two diffusers rotate and allow the opening and closure of the lighting beam, in order to adjust the light in a direct or indirect way. Base in steel painted in matt grey, body in rolled metal sheet painted in white, yellow or blue. Switch on cable.

Lampada da tavolo costituita da un corpo cilindrico, aperto da due lati, su cui ruotano due schermi che permettono la chiusura e l'apertura del fascio luminoso, così da poter gestire la luce in modo diretto o indiretto. Base in acciaio verniciato grigio opaco, corpo in lamiera curvata verniciato nei colori bianco, giallo o blu opaco. Interruttore su cavo.

Lampe de table, composée d'un corps cylindrique ouvert sur deux côtés, où tournent deux écrans, qui permettent l'ouverture ou la fermeture du faisceau de lumière, afin de gérer la lumière de façon directe ou indirecte. Base en acier peint gris opaque, corps en tôle incurvée peint en blanc, jaune ou bleu mat. Interrupteur sur le câble.

Tischleuchte aus einem zylindrischen Körper, auf zwei Seiten geöffnet mit beweglichen Schirmen, die durch Öffnen und Schließen der Schirme eine direkte oder indirekte Lichtausstrahlung erlauben. Basis aus matt grau lackiertem Stahl. Körper aus gebogenem Blech in den Farben weiß, gelb oder blau. Schalter am Kabel.

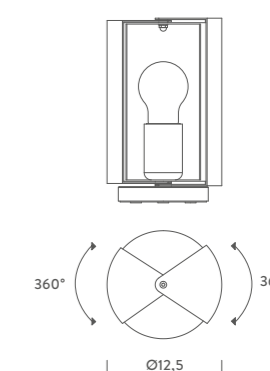




TABLE
E27 HALO/FLUO/LED

E27, A60 | orientable screens | 60W | 230V
note switch on cable, cable length 2,5m

- PAP EDW 11 structure white
- PAP EDG 11 structure yellow
- PAP EDB 11 structure blue





*«... after all, design is about responding
to the gestures of the human being.
Then there is a side even beyond this,
which has to do with a sort of harmony
with oneself, with one's environment;
this kind of awareness affects everything.»*

Ch Perriano

POTENCE PIVOTANTE

Charlotte Perriand 1938



Embossed wall lamp. Body in aluminium and metal, painted matt black. Diffuser is a opal glass bubble. Arm fixed to the wall and rotating to the horizontal axis, describing a 180° corner. Power cable with plug and dimmer. Available also in the MINI version.

Lampada a sbalzo realizzata in alluminio e metallo, verniciata nera opaca. Il diffusore è costituito da una bolla in vetro opalino. Il braccio fissato a parete ruota sull'asse orizzontale, descrivendo un angolo di quasi 180°. Cavo di alimentazione fornito di spina e dimmer. Disponibile anche nella versione mini.

Lampe en aluminium et en métal, vernie en noir mat. Diffuseur en verre opale. Applique orientable sur l'axe horizontal, décrivant un angle presque 180°. Le câble d'alimentation est fourni avec fiche et dimmer. Disponible aussi en version MINI.

Schwenkarmleuchte aus Aluminium und Metall, matt schwarz lackiert. Der Diffusor ist eine Glasblase aus Opalglas. Der an der Wand montierte Arm dreht sich horizontal und erreicht einen 180°-Winkel. Netzkabel mit Stecker und Dimmer. Lieferbar auch in der Mini-Version.




WALL HALO/LED

B15d | orientable | 150W | 230V |

note switch dimmer on cable, bulb included, cable length 3,2m, installation with cable and plug

● POT HNW 31 *structure* black

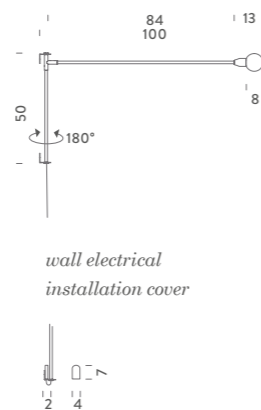




MINI WALL HALO/LED

halopin G9 QT-14 | diffused | 4W | 400lm | 2700K | 230V |
note switch on cable, LED dimmable bulb included, max power allowed 25W HALO bulb, cover for direct wall electrical installation (no plug), dimmable (only with direct wall electrical installation), also available 120V, cable length 2,5m

- POM HNW 31 structure black
wall electrical installation cover
- POM ATT 31 structure black



wall electrical installation cover



APPLIQUE À VOLET PIVOTANT

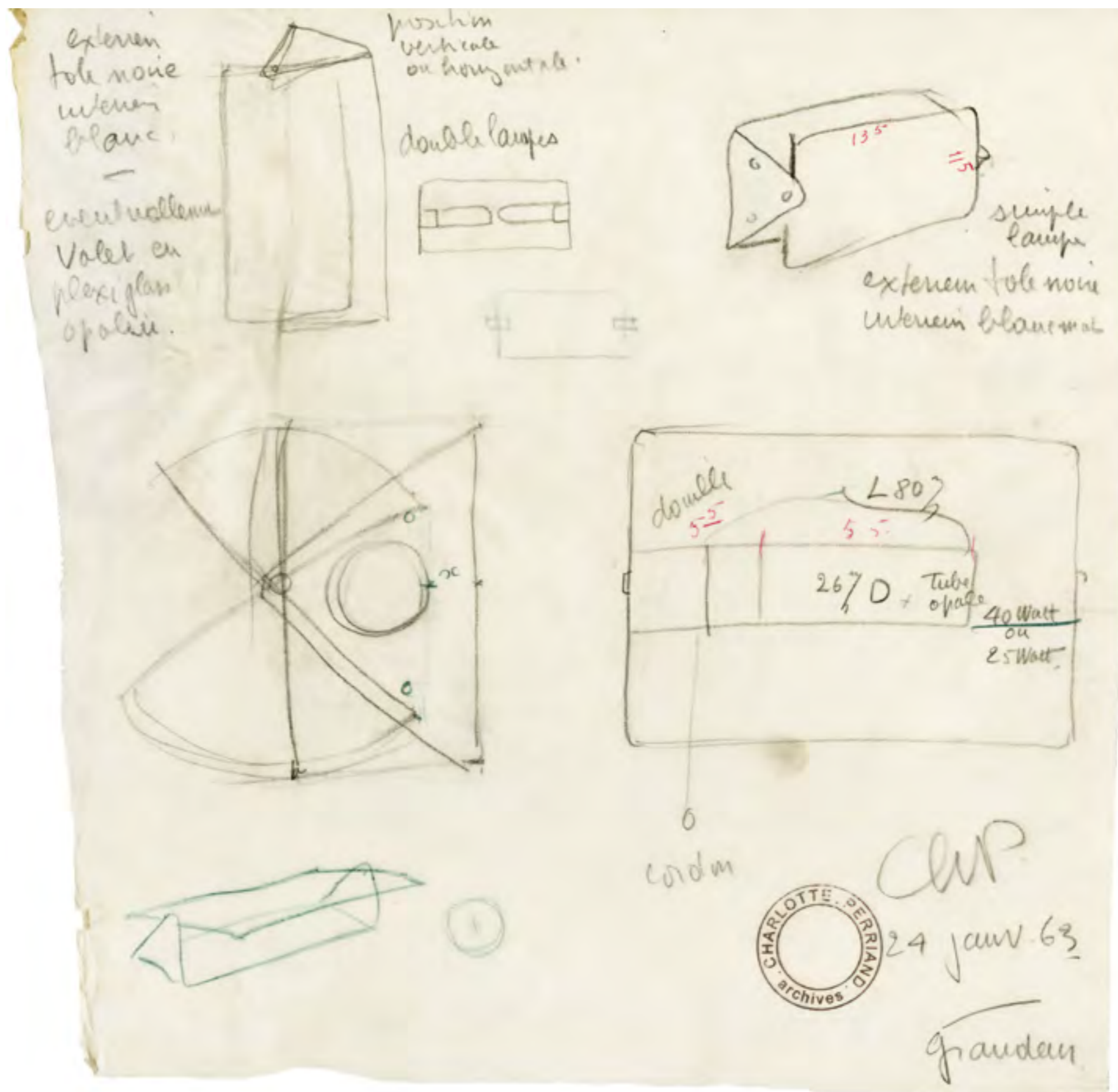
Charlotte Perriand 1962/77

Wall lamps with aluminium adjustable volet and metal body. Body painted in white, volet natural anodized, black anodized or mirror polished stainless steel. For the small versions E14 and LED, volet could be painted in red, yellow or blue. E14 version with integrated switch, cable and plug for a simple and free installation. Indirect output towards the wall and orientable flood beam.

Famiglia di lampade da parete con volet orientabile in alluminio e corpo in metallo. Il corpo è sempre verniciato bianco, il volet può essere anodizzato naturale, anodizzato nero o in inox lucidato a specchio. Nella versione piccola E14 e LED il volet può essere verniciato rosso, giallo o blu. Nella versione E14, l'interruttore è a bordo e la lampada è dotata di cavo e spina per un'installazione libera e semplice. La lampada emette luce indiretta verso la parete e il fascio può essere orientato a piacere.

Famille d'appliques avec volet en aluminium orientable. Corps en métal peint en blanc, volet en aluminium anodisé naturel, anodisé noir ou inox poli miroir. Pour la petite dimension uniquement, version E14 avec corps peint en rouge, jaune ou bleu, interrupteur sur la patère et câble d'alimentation/fiche pour une installation facile et libre. Émission de lumière indirecte vers le mur, orientable.

Wandleuchtenfamilie mit verstellbarem Volet. Struktur aus Metall, Volet aus Aluminium. Struktur immer weiß lackiert, Volet aus Aluminium natur-eloxiert, schwarz-eloxiert oder Hochglanz poliert. Bei der E14-Version ist das Volet in den Farben blau, rot oder gelb lackiert. Diese Version verfügt über einen Schalter und einem Netzteil mit Stecker für eine freie und einfache Anbringung. Indirekte Lichtstreuung gegen die Wand. Das Volet ist nach Belieben verstellbar.



«Charlotte Perriand's lightings [...] aren't lightings of a "designer" but of an "architect", that play with volumes and dimensions, as an architectural element of a combination, to let space "sing".»

*Pernette Perriand-Barsac,
Jacques Barsac*



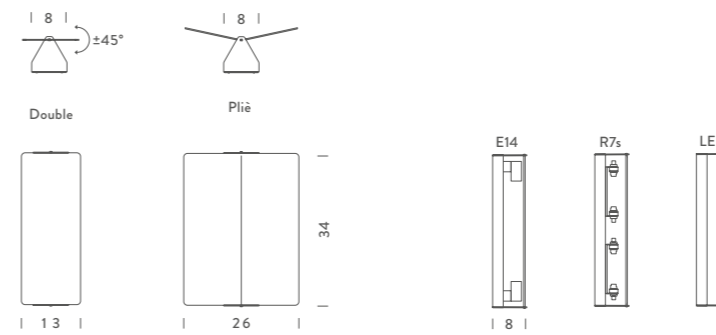
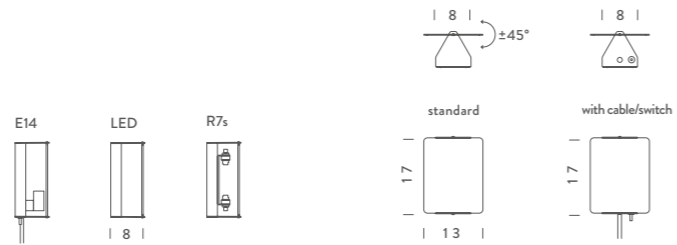


Applique à volet Pivotent E14, aluminium finishing



Applique à Volet Pivotant LED, red / halo, aluminium / E14, blue

Applique à Volet Pivotant plié halo aluminium / double, black



WALL LED

LED board | indirect orientable | 10W | 1000lm |
typ cri 83 | CCT 3000K | 110/230V
note orientable

- AVP LWD 31 structure aluminium
- AVP LWN 31 structure black
- AVP LWR 31 structure red
- AVP LWG 31 structure yellow
- AVP LWB 31 structure blue
- AVP LWH 31 structure inox

WALL E14 HALO/FLUO/LED

E14 QT-DE | dimmable according to bulb | 40W |
switch on board | 230V
*note orientable, bulb Ø max 3cm, with external
cable plug (removable), cable lenght 1,10m*

- AVP EWD 31 structure aluminium
- AVP EWN 31 structure black
- AVP EWR 31 structure red
- AVP EWG 31 structure yellow
- AVP EWB 31 structure blue
- AVP EWH 31 structure inox

WALL R7S HALO

R7s (75mm) | dimmable according to bulb | 80W |
230V
note orientable

- AVP HWD 31 structure aluminium
- AVP HWN 31 structure black
- AVP HWH 31 structure inox

WALL LED

LED board | indirect orientable | 2x10W |
2000lm | typ cri 83 | CCT 3000K | 110/230V
note orientable

- Double*
- AVP LWD 33 structure aluminium
 - AVP LWN 33 structure black
 - AVP LWH 33 structure inox
- Plié*
- AVP IWD 32 structure aluminium
 - AVP IWN 32 structure black

WALL E14 HALO

E14 QT-DE | dimmable according to bulb | 2x40W |
230V
note orientable, bulb Ø max 3cm

- Double*
- AVP EWD 33 structure aluminium
 - AVP EWN 33 structure black
 - AVP EWH 33 structure inox
- Plié*
- AVP EWD 32 structure aluminium
 - AVP EWN 32 structure black

WALL R7S HALO

R7s (75mm) | dimmable according to bulb | 2x80W |
230V
note orientable

- Double*
- AVP HWD 33 structure aluminium
 - AVP HWN 33 structure black
 - AVP HWH 33 structure inox
- Plié*
- AVP HWD 32 structure aluminium
 - AVP HWN 32 structure black



Vico Magistretti

CLARITAS

Vico Magistretti, Mario Tedeschi 1946

Claritas is the first lamp designed by Vico Magistretti, produced with Mario Tedeschi in 1946. The lamp is made of bent metal tubes, painted in black. Parts of the structure are in chromed metal. Aluminium diffuser painted in black, white in the inner part.

Claritas è la prima lampada progettata da Vico Magistretti, realizzata insieme a Mario Tedeschi nel 1946. È costituita da tubi di metallo curvato verniciato nero, parti della struttura in metallo cromato. Diffusore in alluminio verniciato nero e internamente bianco.

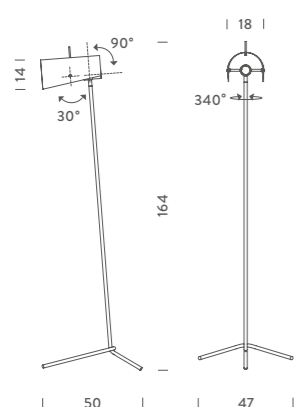
Première lampe conçue par Vico Magistretti et réalisée en collaboration avec Mario Tedeschi en 1946. La lampe se compose de tubes métalliques incurvés et peints en noir, parties de la structure en métal chromé. Diffuseur en aluminium peint noir à l'extérieur et blanc à l'intérieur.

Claritas ist die erste Leuchte, die von Vico Magistretti zusammen mit Mario Tedeschi im Jahr 1946 entworfen wurde. Sie besteht aus gebogenen schwarz lackierten Metallrohren und verchromten Metallteilen. Diffusor aus Aluminium, außen schwarz und innen weiß lackiert.



“The most important thing for me is conceptual simplicity, which is usually translated into constructive clarity. A conceptually simple object could be made just using the telephone”.

Vico Magistretti



FLOOR E27 HALO/FLUO/LED

E27 A60 | indirect, orientable | 150W |
dimmable according to bulb | 230V
note dimmer on cable, cable length 3,3m

● CLA ENN 21 structure black



KUTA

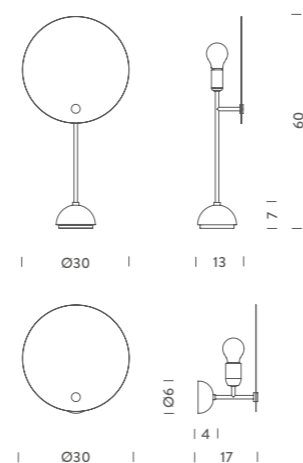
Vico Magistretti 1979

Table and wall lamp with a circular reflector in aluminium, which shields the lighting distribution, giving the effect of a solar eclipse. The circular screen is painted in white and black, the stem and the metal small parts and hemispherical support are chromed. Table version with base in white marble.

Lampada da tavolo e parete costituita da un riflettore circolare in alluminio che scherma l'emissione luminosa, creando l'effetto di un'eclissi solare. Lo schermo circolare è verniciato bianco e nero, lo stelo e le minuterie metalliche sono cromati, così come il supporto emisferico a parete. Nella versione tavolo la base è in marmo bianco.

Lampe de table et applique composée d'un réflecteur circulaire en aluminium devant le flux lumineux, créant l'effet d'une éclipse solaire. L'écran circulaire est peint en blanc et noir, la tige et les parties métalliques sont chromées, ainsi que le support semi-sphérique de l'applique. Dans la version de table, la base est en marbre blanc.

Tisch- und Wandleuchte mit einem kreisförmigen Reflektor aus Aluminium, der den Lichtausfall abschirmt und damit einen Effekt einer Sonnenfinsternis kreiert. Der kreisförmige Schirm ist weiß und schwarz lackiert, der Schaft, die Metallkleinteile und die halbkugelförmige Wandhalterung sind verchromt, der Tischfuß ist aus weißem Marmor.



E27 HALO/FLUO/LED

E27 A60 | indirect | 100W | dimmable, according to bulb | 230V

note switch on cable (table), cable length 1,5

Wall

○● KUT EWN 31 structure white/black

Table

○● KUT EWN 11 structure white/black



COUPOLE

Franco Albini

“To us, the educational value resides in our works, and it’s through them that we spread ideas more than through ourselves”.

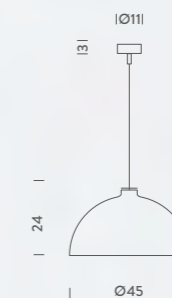
Franco Albini

Big pendant lamp in spun aluminium, available in white or matt black (with white inner part), or bright anodized gold, copper, natural aluminium. The E27 socket allows the use of fluorescent, LED and halogen sources.

Grande sospensione in alluminio tornito in lastra, disponibile nelle finiture bianca o nera opaca (con interno bianco), oppure anodizzata oro luminoso, rame, alluminio naturale. L’attacco E27 permette l’utilizzo di sorgenti fluorescenti, LED e alogene.

Une grande lampe à suspension en aluminium usiné. Disponible dans les finitions suivantes: blanc ou noir mat (intérieur blanc), ou anodisé doré brillant, cuivre, aluminium naturel. La E27 permet l’utilisation de sources fluorescentes, LED ou halogène.

Große Hängeleuchte aus gedrehtem Aluminium, lieferbar in den Ausführungen weiß oder matt schwarz (im Inneren weiß) oder goldglänzend anodisiert, kupfer, Aluminium natur. Der E27-Sockel erlaubt den Einsatz von Kompaktleuchtstoff-, LED- und Halogenleuchtmittel.



PENDANT
E27 HALO/FLUO/LED

E27 QT-32 | down, diffused | 250W | 230V
note max cable length 2,5m

- ALB EWW 53 structure white
- ALB ENW 53 structure black/white
- ALB EGG 53 structure light gold anodized
- ALB ECC 53 structure copper anodized
- ALB EDD 53 structure aluminium anodized

AS1C

F.Albini, F.Helg, A.Piva, M.Albini 1969

Table lamp with structure in chromed or black chromed metal. Cup-shaped diffuser, in opal white glass. Flood beam distribution, dimmer on the cable.

Lampada da tavolo con struttura in metallo cromato o cromato nero e paralume a coppa, in vetro bianco opalino. Luce diffusa, dimmer sul cavo.

Lampe de table, structure en métal chromé ou chromé noir. Diffuseur en forme de coupe en verre blanc opalin. Lumière diffuse. Dimmable.

Tischleuchte. Struktur aus verchromtem oder schwarz-verchromtem Metall, Diffusor aus opalweißem Glas. Diffuse Lichtausstrahlung. Dimmer am Netzteil.

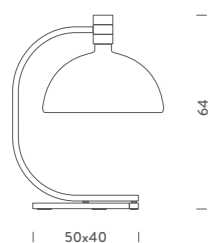



TABLE
E27 HALO/FLUO/LED

E27 QT-32 | diffused | 150W | dimmable,
according to bulb | 230V

- ○ ALB EHW 15 *structure* chrome
- ○ ALB ENW 15 *structure* black chrome



AM1N

F.Albini, F.Helg, A.Piva, M.Albini 1969

Table lamp with chromed metal structure. Onion-shaped diffuser, in opal white glass. Flood beam distribution, dimmer on the cable.

Lampada da tavolo con struttura in metallo cromato e paralume a cipolla, in vetro bianco opalino. Luce diffusa, dimmer sul cavo.

Lampe de table, base et tige en métal chromé. Diffuseur en forme de bulbe, en verre blanc opalin. Lumière diffuse. Dimmer sur le câble.

Tischleuchte. Struktur aus verchromtem Metall, Diffusor aus opalweißem Glas. Diffuse Lichtausstrahlung. Dimmer am Netzteil.

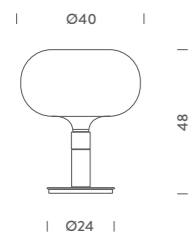


TABLE
E27 HALO/FLUO/LED

E27 QT-32 | diffused | 150W | dimmable,
according to bulb | 230V

● ○ ALB EHW 14 structure chrome



AM2C / AM2Z

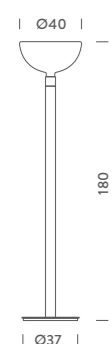
F.Albini, F.Helg, A.Piva, M.Albini 1969

Lampada da terra con struttura in metallo cromato. Diffusore in vetro bianco opalino per la versione AM2C e in metallo cromato, cromato nero o bianco per la versione AM2Z. Luce diffusa verso l'alto, dimmer sul cavo.

Floor lamp with chromed structure. Diffuser in opal white glass for the AM2C version and in chromed, black chromed or white metal for the AM2Z version. Uplight flood beam distribution, dimmer on the cable.

Lampadaire. Base et tige en métal chrome. Diffuseur en verre blanc opalin pour la version AM2C et en métal chrome, chrome noir ou blanc pour la version AM2Z. Émission de la lumière vers le plafond. Dimmer sur le câble.

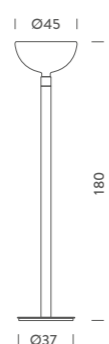
Stehleuchte mit verchromter Struktur aus Metall. Diffusor aus weißem opalem Glas für das Modell AM2C, und aus Metall verchromt, schwarz-verchromt oder weiß lackiert für das Modell AM2Z. Diffuses Licht als Up-Light, Dimmer am Kabel.



AM2C FLOOR
E27 HALO/FLUO/LED

E27 QT-32 | diffused | 250W | dimmable,
according to bulb | 230V

●○ ALB EHW 22 *structure chrome*



AM2Z FLOOR
E27 HALO/FLUO/LED

E27 QT-32 | diffused | 250W | dimmable,
according to bulb | 230V

○ ○ ALB EWW 22 *structure white*
● ● ALB EHH 22 *structure chrome*
● ● ALB ENN 22 *structure black chrome*



AM2Z, finishing black chrome

AM4C/AS41C

F.Albini, F.Helg, A.Piva, M.Albini 1969

Pendant lamps with chromed metal parts at sight. Cupshaped diffuser, in opal white glass. Flood beam distribution. AS41C: chromed revolving and jointed arm in steel profile, with cable clamp to adjust the cable length.

Lampade a sospensione con componenti metallici a vista cromati e paralume a coppa, in vetro bianco opalino. Luce diffusa. AS41C: braccio girevole e snodabile cromato, completo di serracavo per la regolazione della lunghezza del cavo in uscita.

Lampes à suspension. Parties métalliques visibles chromées. Diffuseur en forme de coupe en verre blanc opalin. Lumière diffuse. AS41C: Appareil avec bras orientable et articulé, profilé en acier chromé avec un serre-câble pour régler la longueur du câble sortant.

Pendelleuchte mit verchromten Stahlelementen und opalweißem Glas. Diffuse Lichtausstrahlung. Dimmbar. AS41C: mit verchromtem drehbarem Gelenkarm. Regulierung der Kabellänge durch eine Kabelschelle.

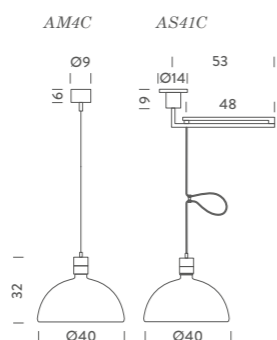
PENDANT E27 HALO/FLUO/LED

E27 QT-32 | diffused | 250W | dimmable,
according to bulb | 230V | note cable length max
1,35m (AS41C), max 2,5m (AM4C)

AM4C

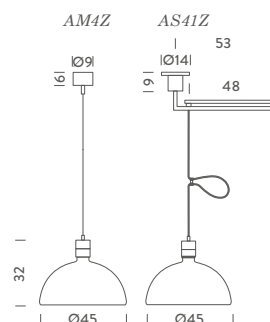
● ○ ALB EHW 53 structure chrome/white
AS41C (with arm, arm total length 1,01m)

● ○ ALB EHW 54 structure chrome/white



AM4Z/AS41Z

F.Albini, F.Helg, A.Piva, M.Albini 1969



Pendant lamps with metal parts at sight and chromed diffuser. Downlight flood beam. AS41Z: chromed revolving and jointed arm in steel profile, with cable clamp to adjust the cable length.

Lampade a sospensione con componenti metallici a vista e paralume cromato. Luce diffusa verso il basso. AS41Z: Dispositivo con braccio girevole e snodabile in profilo cromato, completo di serracavo per la regolazione della lunghezza del cavo in uscita.

Lampes à suspension. Diffuseur et parties métalliques visibles chromés. Lumière diffuse vers le bas. AS41Z: Appareil avec bras orientable et articulé, profilé en acier avec un serre-câble pour régler la longueur du câble sortant.

Pendelleuchte mit verchromten Stahlelementen und verchromtem Diffusor. Diffuse Lichtausstrahlung nach unten. Dimmbar. AS41Z: mit verchromtem drehbarem Gelenkarm. Regulierung der Kabellänge durch eine Kabelschelle.

PENDANT E27 HALO/FLUO/LED

E27 QT-32 | diffused | 250W | dimmable,
according to bulb | 230V | *note* cable length max
1,35m (AS41Z), max 2,5m (AM4Z), orientable arm

AM4Z

●●● ALB EHH 53 structure chrome

AS41Z (with arm, arm total length 1,05m)

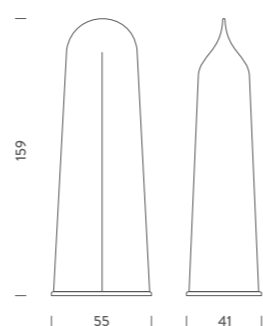
●●● ALB EHH 54 structure chrome

●●● ALB ENN 54 structure black chrome



KAZUKI

Kazuhide Takahama 1976



Floor lamp with an aluminium structure, painted in white. Diffuser in white stretch material. Widespread light. Dimmable.

Lampada da terra costituita da una struttura in alluminio verniciato bianco, "vestita" da un diffusore in tessuto bianco stretch. Luce diffusa. Dimmerabile.

Lampadaire. Structure en aluminium verni blanc. Diffuseur en tissu stretch blanc. Lumière diffuse. Dimmable.

Stehleuchte. Struktur aus weiß lackiertem Aluminium, Diffusor aus weißem Textilstretch. Diffuse Lichtstreuung.

FLOOR E27 FLUO/LED/HALO

E27 A60 | diffused | 200W | dimmable,
according to bulb | 230V

○ KZK EWW 21 structure white



SAORI

Kazuhide Takahama 1973



Wall and ceiling lamp, in two sizes, with aluminium structure, painted in white. Diffuser in white stretch material. Widespread light. Dimmable.

Lampada da parete e soffitto, in due dimensioni, costituita da una struttura in alluminio verniciato bianco, "vestita" da un diffusore in tessuto bianco stretch. Luce diffusa. Dimmerabile.

Applique et plafonnier, en deux dimensions. Structure en aluminium verni blanc, diffuseur en tissu stretch blanc. Lumière diffuse. Dimmable.

Wand- und Deckenleuchte. Struktur aus weiß lackiertem Aluminium. Diffusor aus weißem Textilstretch. Diffuse Lichtstreuung. Dimmbar. In zwei Größen lieferbar.

Q1 E27 FLUO/LED/HALO

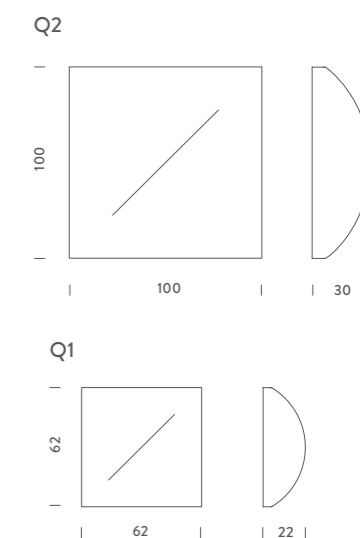
E27 A60/TC-T | diffused | 75W | dimmable,
according to bulb | 230V

○ SAO EWW 41 structure white

Q2 E27 FLUO/LED/HALO

E27 A60/TC-T | diffused | 2x75W | dimmable,
according to bulb | 230V

○ SAO EWW 42 structure white



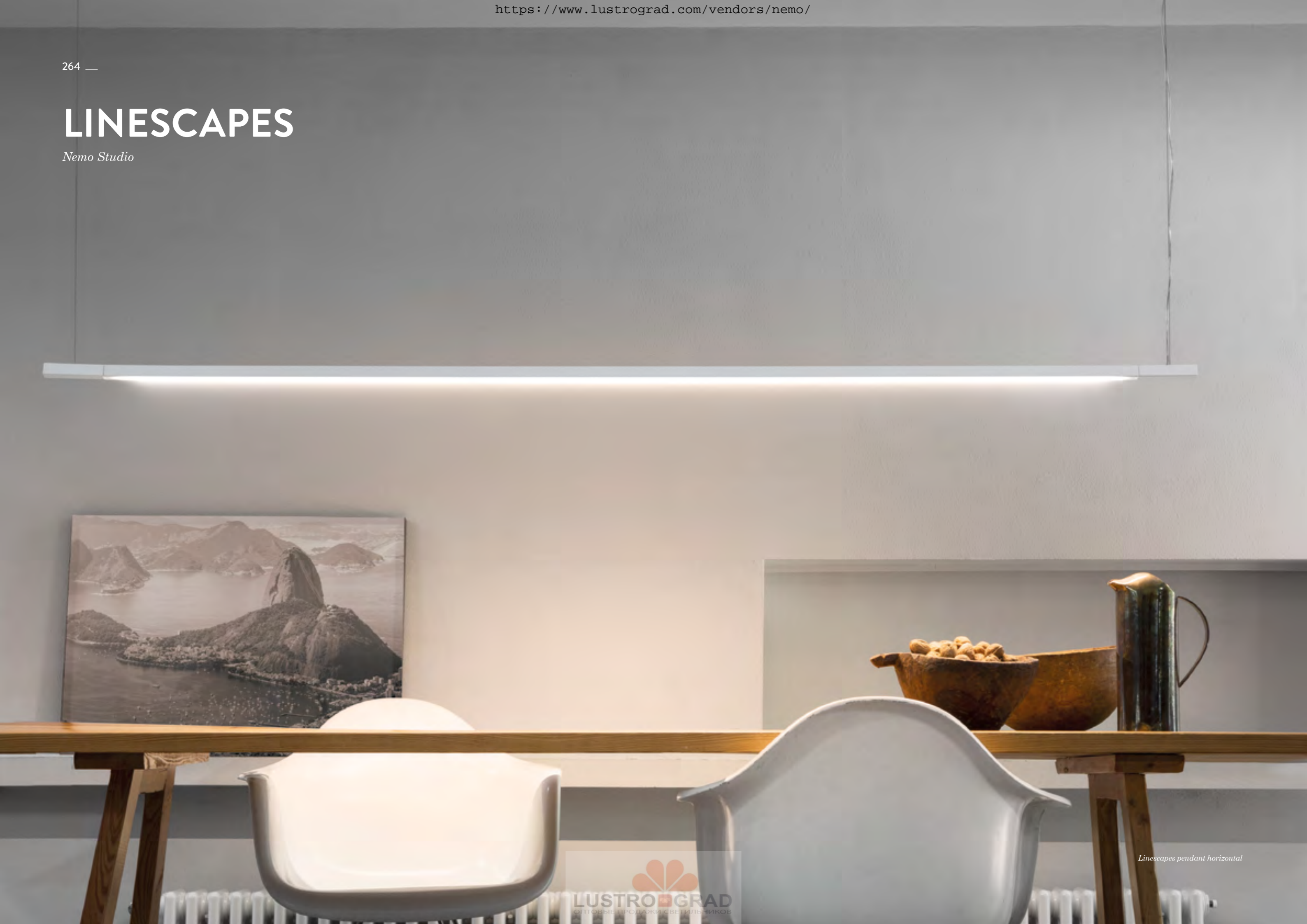


ESSENTIALS

*We work for the eyes.
And the light is what
matters, essentially.*

LINESCAPES

Nemo Studio



Linescapes pendant horizontal



PENDANT HORIZONTAL L200

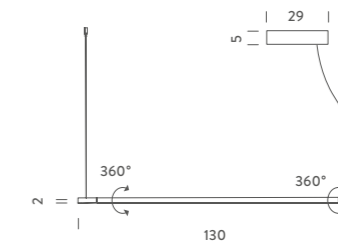
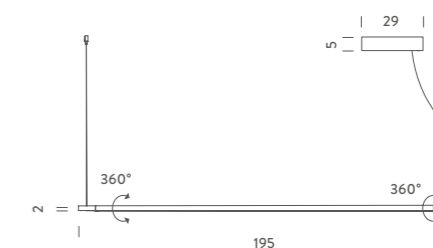
Linear LED | diffused orientable 360° | 42W | 4080lm | typ cri 80 | CCT 3000K | dimmable 1-10V | 110/240V | *note* metal cable length 3m, electric cable length 5m

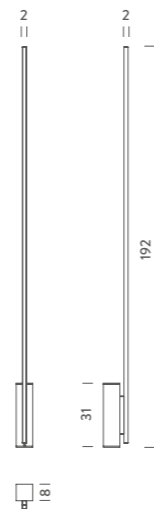
- LIN LWW 58 *structure* white
- LIN LNN 58 *structure* black

PENDANT HORIZONTAL L130

Linear LED | diffused orientable 360° | 24W | 2100lm | typ cri 80 | CCT 3000K | dimmable 1-10V | 110/240V | *note* metal cable length 3m, electric cable length 5m

- LIN LWW 57 *structure* white
- LIN LNN 57 *structure* black





Family of floor, ceiling and wall elements, efficient with an highly versatile linear luminous output. Body in aluminium extruded and opal white polycarbonate diffuser. Horizontal cantilever wall version supplied with kit for connection with remote driver. White or black finishing with elements in grey painted on the floor and wall versions.

Famiglia di apparecchi da terra, parete e soffitto, versatili ad alto rendimento luminoso su sviluppo lineare. Corpo in estruso di alluminio e diffusore in policarbonato bianco opaco. La versione ad incasso a parete a sbalzo viene fornita con kit per collegamento con alimentatore da installare in remoto. Finitura bianca o nera con dettagli verniciati grigi per le versioni terra e parete.

Famille de luminaires (lampadaire, applique et plafonnier) polyvalents à très haut rendement lumineux avec développement linéaire. Corps en aluminium extrudé, diffuseur en polycarbonate blanc mat. Les versions encastrables, plafond et mur, sont fournies avec un kit de connexion et alimentation (convertisseur à déporter). Finitions en blanc ou noir avec parties des éléments peintes en gris pour les versions lampadaire et applique.


Vielseitige lineare Familie aus Steh-, Wand-, Pendel- und Deckenleuchte mit hoher Lichtausbeute in verschiedenen Längen. Struktur aus Aluminium, Diffusor aus matt weißem Polycarbonat. Wand- und Deckenversion nur in der Einbauversion lieferbar. Ausführung in weiß oder schwarz mit gaulackierten Details bei den Steh- und Wandvarianten.

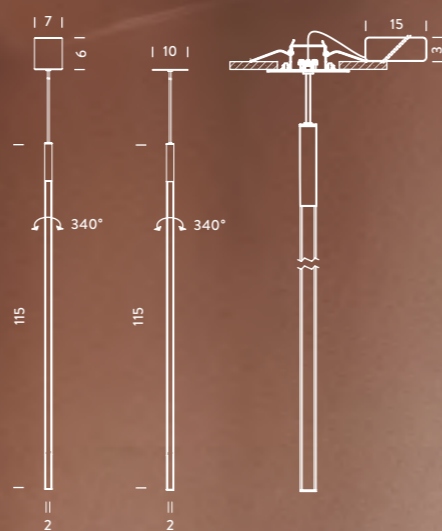
FLOOR LED

Linear LED | diffused | 46W | 4560lm |
typ cri 80 | CCT 3000K | dimmable | 110/240V
note dimmer on cable

- ● LIN LWD 21 structure white/grey
- ● LIN LND 21 structure black/grey

Linescapes Floor - private residence - Arch.
Vincenzo de Cotiis





PENDANT VERTICAL LED

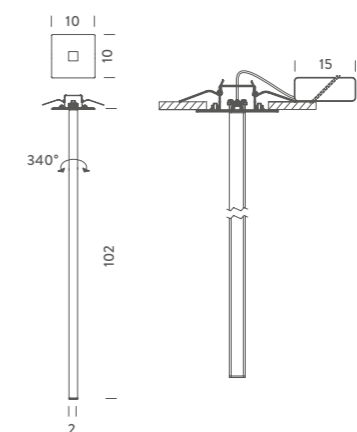
Linear LED | diffused orientable | 12W | 1200lm |
 typ cri 80 | CCT 3000K | 110/240V
 note side emission, cable length 2,5m,
 orientable 340°

● LIN LWW 55 structure white

PENDANT VERTICAL RECESSED LED

Linear LED | diffused orientable | 24W | 2400lm |
 typ cri 80 | CCT 3000K | dimmable 1-10V |
 110/240V
 note recessed hole Ø8xHmin 4cm, side emission,
 cable length 2,5m, orientable 340°


● LIN LWW 51 structure white



CEILING LED

Linear LED | diffused orientable | 24W | 2400lm |
 typ cri 80 | CCT 3000K | dimmable 1-10V |
 110V-240V
 note recessed hole Ø8xHmin 4cm, side emission,
 orientable 340°

○ LIN LWW 41 structure white



WALL 102 LED


Linear LED | diffused side emission | 24W | 2400lm |
 typ cri 80 | CCT 3000K | 24V DC
 note driver not included

●○ LIN LWD 31 structure white/grey

WALL 182 LED

Linear LED | diffused side emission | 42W | 4320lm |
 typ cri 80 | CCT 3000K | 24V DC
 note driver not included

●○ LIN LWD 32 structure white/grey



ACCESSORIES

DRIVER FOR 102 WALL



driver 25W | 110-240V/24V DC | dimmable 1-10V

LIN ALI 32

DRIVER FOR 182 WALL

driver 60W | 110-240V/24V DC | dimmable 1-10V

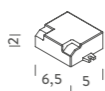
LIN ALI 31



WALL CANTILEVERED LED

Linear LED | diffused orientable | 12W | 1200lm |
 typ cri 80 | CCT 3000K | 24V DC
*note driver not included, recessing box included,
 wall board for installation included, side emission,
 orientable 340°, recessed hole 13x11x min depth 9cm*

○ LIN LWW 34 *structure white*



ACCESSORIES

DRIVER FOR RECESSED MOUNTING

110-240V/24V DC

LIN ALI 33

LINESCAPES SYSTEM

Nemo Studio

Linescapes is a modular system that is completely changing the approach to high performance diffused direct and indirect lighting. The singular modules are connected by quick moulded ABS connectors, which enable rapid jack installation and a 360° rotation. The different elements allow the composition of continuous lines and edges, with a luminous efficiency and an excellent diffusion degree, through an opaline diffuser in polycarbonate. The system has been studied to provide user friendly maintenance. Nemo has efficiently solved the problem of replacing LED built-in sources, whereby the single lighting elements can be easily changed.

Linescapes è un sistema modulare che cambia completamente l'approccio all'illuminazione diretta ed indiretta altamente performante. I singoli moduli sono uniti da snodi plastici in ABS stampati che permettono una rapida installazione jack ed una rotazione a 360°. I vari elementi permettono la composizione di linee continue ed angoli, con un'efficienza luminosa ed un eccellente grado di diffusione attraverso un diffusore opalino in policarbonato. Il sistema è stato studiato per permettere una manutenzione semplice. Nemo ha risolto in modo efficace la sostituzione dei LED, per cui i singoli elementi possono essere facilmente cambiati.

Linescapes est un système modulaire qui modifie intégralement le concept de l'éclairage direct et indirect de haute performance. Les modules simples sont unis par des articulations jacks en plastique moulé ABS qui permettent une installation rapide et une rotation à 360°. Les différents éléments permettent la composition de lignes continues et d'angles, avec une efficacité lumineuse et un excellent niveau de diffusion, grâce à un diffuseur en polycarbonate opal. Le système a été étudié pour une maintenance simple. Nemo a résolu de façon efficace le problème du changement des Leds, les éléments peuvent être facilement substitués.

Linescapes ist ein leistungsstarkes modulares System, das eine komplett neue Ansatzweise der direkten und indirekten Beleuchtung bietet. Die einzelnen Module sind durch Gelenke verbunden, die eine schnelle Jack-Installation und eine 360°Drehbarkeit ermöglichen. Die verschiedenen Elemente erlauben Kompositionen von fortlaufenden Linien und Ecken, mit einer hohen Lichtausbeute und einer hervorragenden Lichtstreuung durch einen Diffusor aus opalem Polykarbonat. Bei der Entwicklung dieses Systems wurde auf eine einfache Handhabung geachtet. Nemo hat das Auswechseln der LED's effizient gelöst, die einzelnen Elemente können ganz einfach ausgetauscht werden.










Horizontal start



Central supply




Down vertical angle and up vertical angle



Down vertical angle and up vertical angle



Horizontal angle



Central supply and 60W power supply

LIGHTING BARS

170 cm

Linear LED | diffused orientable | 40W | 3970lm | typ cri 80 | CCT 3000K | 24V DC

● LSS LN1 51 black ○ LSS LW1 51 white

106 cm

Linear LED | diffused orientable | 24W | 2400lm | typ cri 80 | CCT 3000K | 24V DC

● LSS LN2 51 black ○ LSS LW2 51 white

56 cm

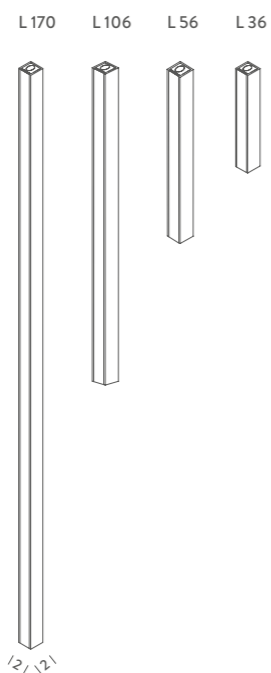
Linear LED | diffused orientable | 12W | 1200lm | typ cri 80 | CCT 3000K | 24VDC

● LSS LN3 51 black ○ LSS LW3 51 white

36 cm

Linear LED | diffused orientable | 7W | 700lm | typ cri 80 | CCT 3000K | 24 VDC

● LSS LN4 51 black ○ LSS LW4 51 white



CONNECTIONS

VERTICAL START

● LSS CN1 51 black ○ LSS CW1 51 white

VERTICAL END

● LSS CN6 51 black ○ LSS CW6 51 white

HORIZONTAL START

● LSS CN2 51 black ○ LSS CW2 51 white

HORIZONTAL END

● LSS CN3 51 black ○ LSS CW3 51 white

CENTRAL SUPPLY

● LSS CN4 51 black ○ LSS CW4 51 white

CENTRAL

● LSS CN5 51 black ○ LSS CW5 51 white

CENTRAL ONEWAY

● LSS CN7 51 black ○ LSS CW7 51 white

UP VERTICAL ANGLE

● LSS AN1 51 black ○ LSS AW1 51 white

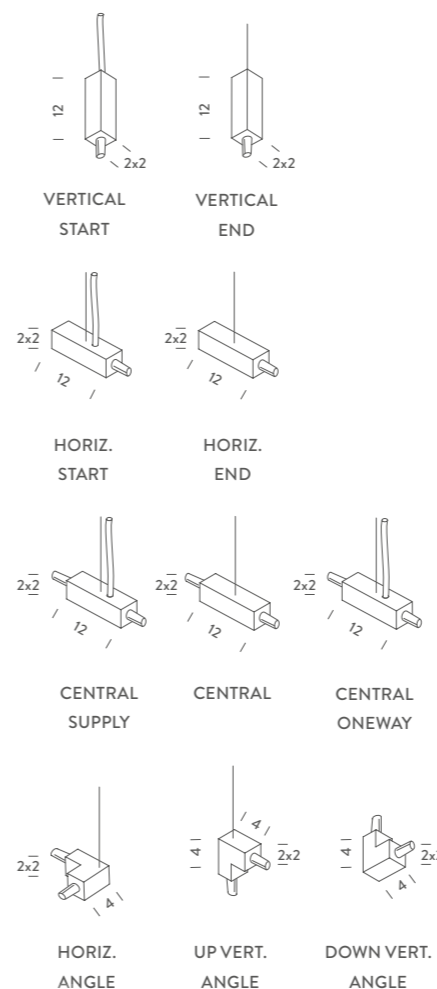
DOWN VERTICAL ANGLE

● LSS AN2 51 black ○ LSS AW2 51 white

HORIZONTAL ANGLE

● LSS AN3 51 black ○ LSS AW3 51 white

note: cable length 3m



POWER SUPPLIES

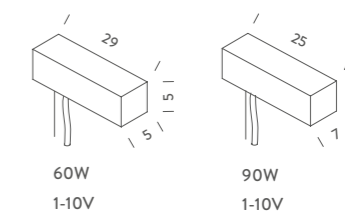
60W dimmable 1-10V

● LSS PN6 51 black ○ LSS PW6 51 white

90W dimmable 1-10V

● LSS PN9 51 black ○ LSS PW9 51 white

note: additional drivers available on the basis of a specific project.



ACCESSORIES

CEILING PLATE

for recessed ceiling application

● LSS PNR 51 black ○ LSS PWR 51 white

note: driver not included



ANGOLO

Gabi Peretto



Wall lighting fixture developed to install the lamp in corners to obtain an indirect, diffuse lighting effect on the adjacent walls. A wall kit also available for wall mounting. Two versions available: 100 and 200cm with linear dimmable LED. The 200cm version is supplied with a cable and dimmer. Body lamp of extruded aluminium, matt white liquid painted.

Apparecchio sviluppato per l'applicazione ad angolo, per un effetto di luce indiretta e diffusa sulle pareti attigue. E' disponibile un kit accessorio per l'installazione a parete. Proposto in due lunghezze: 100 e 200cm con LED lineare dimmerabile. La versione da 200cm è provvista di cavo e con dimmer a pedale. La struttura è realizzata in alluminio verniciato a liquido bianco testurizzato.

Lampe conçue pour installation dans les angles, pour une lumière indirecte et diffuse sur les murs adjacents. Possibilité d'un kit pour l'installation murale. Disponible en longueur 100 et 200cm, avec LED linéaire. La version en longueur 200cm est câble et dimmer à pied. Corps en aluminium verni en blanc texture.

Angolo ist für die Montage in Eckpositionen zweier Wände gedacht, indirekten und diffusen Lichteffect an beiden Wänden. Montageset für Wandmontage lieferbar. Lieferbar in den Längen 100 und 200 cm, LED linear. Dimmbar, mit Kabel und Fußdimmer. Struktur aus Aluminium, weiß texturiert flüssiglackiert.

WALL/CEILING ANGOLO LED

Linear LED | indirect | 40W | 5250lm | typ cri 80 | CCT 3000K | dimmable push, DALI | 230V
note corner mounting kit included, external cable plug removable for direct installation to the line

○ ANG LWW 33 structure white

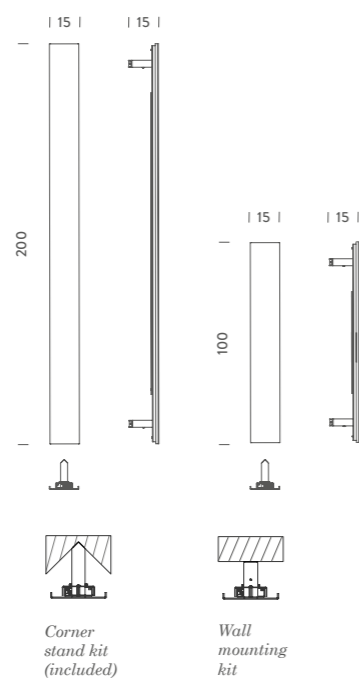
WALL/CEILING MEZZO ANGOLO LED

Linear LED | indirect | 40W | 4000lm | typ cri 80 | CCT 3000K | dimmable push, DALI | 230V
note corner mounting kit included

○ ANG LWW 31 structure white

ACCESSORIES

wall mounting kit ○ ANG ATT 31



Mezzo Angolo, corner mounting



VIIVA

Angeletti Ruzza Design

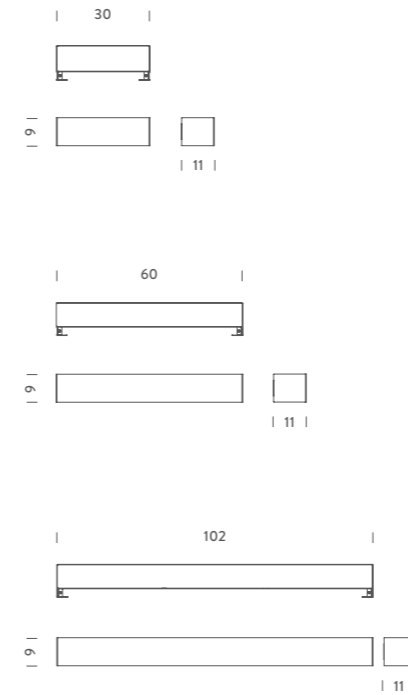
Family of LED wall lamps, for a double emission diffused lighting. This lamp is especially designed to enlight mirrors. Matt white powdercoated aluminium, with opal polycarbonate diffusers. It may be utilized also as a shelf for small objects.

Famiglia di apparecchi da parete a LED a doppia emissione diffusa, particolarmente adatta all'illuminazione degli specchi. Alluminio verniciato a polvere bianca, con diffusori in policarbonato opalino. La lampada può essere utilizzata anche come mensola per piccoli oggetti.

Famille d'appliques à LED, éclairage diffus double émission. Peut être montée aussi directement devant un miroir (non fourni). Aluminium verni époxy blanc, diffuseurs en polycarbonate opalin. La lampe peut être utilisée aussi comme étagère pour petits objets.

LED-Wandleuchtenfamilie mit doppelter diffuser Ausstrahlung, besonders geeignet über den Spiegel im Badezimmer. Weiß pulverlackiertes Aluminium, Diffusoren aus opalem Polycarbonat. Auch als Ablage für kleine Gegenstände geeignet.





WALL 30CM LED

2xLinear LED | diffused up and down | 2x10W |
2x1000lm | typ cri 80 | CCT 3000K |
dimnable 1-10V | 230V
note max mirror size W23xth.2,5cm

VII LWW 31 *structure white*

WALL 60CM LED

2xLinear LED | diffused up and down | 2x12W |
2x1200lm | typ cri 80 | CCT 3000K |
dimnable 1-10V | 230V
note max mirror size W53xth.2,5cm

VII LWW 32 *structure white*

WALL 100CM LED

2xLinear LED | diffused up and down | 2x19,5W |
2x1920lm | typ cri 80 | CCT 3000K |
dimnable 1-10V | 230V
note max mirror size W95xth.2,5cm

VII LWW 33 *structure white*

PRISMA

Marco Pollice



LED floor/table and pendant lamp for a diffused indirect light. Powder-coated matt white extruded aluminium. Opal white polycarbonate diffuser. Built-in dimmable power supply. Push dimmer on the cable.

Lampada LED terra/tavolo e a sospensione per illuminazione indiretta e diffusa, realizzata in estruso di alluminio verniciato bianco a polvere. Diffusore in policarbonato bianco opaco. Alimentazione dimmerabile integrata. Push dimmer sul cavo.

Suspension et lampadaire/lampe de table LED pour l'éclairage indirect et diffus. Fabriqué en aluminium extrudé verni époxy blanc. Diffuseur en polycarbonate blanc opale. Alimentation dimmable intégrée. Dimmer sur le câble.

LED-Tisch/Steh- und Pendelleuchte für eine indirekte diffuse Beleuchtung. Hergestellt aus extrudiertem Aluminium weiß pulverlackiert. Diffusor aus opalweißem Polykarbonat. Integriertes dimmbares Betriebsgerät. Dimmer am Netzteil.

FLOOR LED

LED board | diffused uplight | 16W | 2460lm |
typ cri 80 | CCT 3000K | dimmable | 110/230V
note dimmer on cable, cable length 2,5m

○ PRI LWW 21 structure white



DUO

Nemo Studio

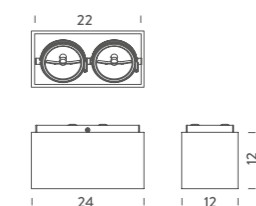



Duo is a ceiling lamp, which fulfils essential lighting design needs with orientable QR111 LED and halogen or, for a diffused light, with a LED board and metacrylate opal screen. Realized in extruded aluminium, matt white or black. Power transformer and drivers are integrated in the lamp body.

Duo è un apparecchio per installazioni a soffitto. Soddisfa in modo essenziale una serie di necessità illuminotecniche per luce puntuale con sorgenti orientabili QR111 LED ed alogene o, per una luce diffusa, nelle versioni LED board con schermo in metacrilato opaco. Duo è realizzato in estruso di alluminio con finitura opaca in bianco o nero. L'alimentazione è integrata nel corpo lampada.

Duo plafonnier. conçu pour satisfaire de manière essentielle les besoins d'éclairage ponctuelle avec des sources orientables QR111 LED et halogènes ou, pour une lumière diffuse avec la version LED board et écran en méthacrylate opalin. Duo est fabriqué en aluminium extrudé avec finition blanc mat ou noir. L'alimentation est intégrée dans le corps de la lampe.

Deckenleuchte, vielseitig einsetzbar, punktuelle Beleuchtung durch 2 bewegliche QR111-Strahler in LED und Halogen oder diffuses Licht mit LED-board mit einem Diffusor aus matt weißem Metakrylat. Struktur aus Aluminium in weiß oder schwarz. Die Elektrik ist im Lampenkörper integriert.



CEILING G53 LED/HALO

G53, QR111 | direct downlight |
2x25WLED/2x50WHALO | dimmable TRIAC,
according to bulb | 230V
note 30° orientable bulb, special finishes on request

- DUO LWW 43 structure white
- DUO LNW 43 structure black

CUBO

Marco Pollice



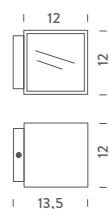
Cubo is a ceiling and wall family of lamps and has been realized to fulfill essential lighting design needs with orientable QR111 LED and halogen or for a diffused light with a LED board and metacrylate opal screen. Double emission G9 version available for the wall version. Realized in aluminium matt white or black. Power transformer and drivers integrated in the lamp body.

La famiglia Cubo comprende lampade per soffitto e parete ed è progettata per soddisfare in modo essenziale una serie di necessità illuminotecniche per luce puntuale con sorgenti orientabili QR111 LED ed alogene o per una luce diffusa nelle versioni LED board con schermo in metacrilato opaco o con attacco G9 nella versione a parete. Cubo è realizzato in estruso di alluminio con finitura opaca in bianco o nero. L'alimentazione è integrata nel corpo lampada.

Cubo est une famille de plafonniers et applique conçue pour satisfaire d'une manière essentielle les besoins d'éclairage ponctuel avec des sources orientables QR111 LED et halogènes ou pour une lumière diffuse avec les versions LED board avec écran en méthacrylate opalin. Double émission avec G9 dans la version applique. Fabriquée en aluminium blanc mat ou noir mat. L'alimentation est intégrée dans le corps de la lampe.

Die Familie Cubo besteht aus Decken- und Wandleuchten und ist vielseitig einsetzbar, punktuelle Beleuchtung durch bewegliche QR111-Strahler in LED und Halogen oder diffuses Licht mit LED-board mit einem Diffusor aus matt weißem Metakrylat oder mit G9-Bestückung als Wandleuchte. Struktur aus Aluminium in den Farben weiß oder schwarz. Elektrik im Lampenkörper integriert.

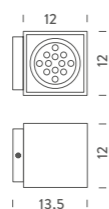




WALL LED

LED board | diffused downlight | 16W | 2460lm |
typ cri 80 | CCT 3000K | dimmable 1-10V, push |
110/230V
note special finishes on request

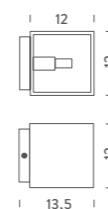
- CUB LWH 32 *structure white*



WALL G53 HALO

G53, QR111 | direct downlight | 60W |
dimmable TRIAC | 230V
*note 30° orientable bulb, special finishes
on request*

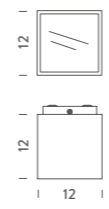
- CUB HWH 33 *structure white*



WALL G9 HALO/LED

G9 | diffused up+downlight | 75W | dimmable
according to bulb | 110/230V
*note LED version with kit G9 LED NEMO (p.409),
special finishes on request*

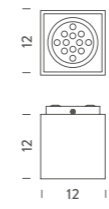
- CUB HWH 32 *structure white*



CEILING LED

LED board | diffused downlight | 16W | 2460lm |
typ cri 80 | CCT 3000K | dimmable 1-10V, push |
110/230V | *note special finishes on request*

- CUB LWH 42 *structure white*
- CUB LNH 42 *structure black*



CEILING G53 HALO

G53, QR111 | down direct | 60W | dimmable TRIAC
| 230V
note 30° orientable bulb, special finishes on request

- CUB HWH 42 *structure white*
- CUB HNH 42 *structure black*

WALL G53 LED

G53, QR111 | direct downlight | 30W | 230V AC
note 30° orientable bulb, special finishes on request

- CUB LWH 33 *structure white*

CEILING G53 LED

G53, QR111 | down direct | 30W | 230V
note 30° orientable bulb

- CUB LWH 43 *structure white*
- CUB LNH 43 *structure black*

COMPACT

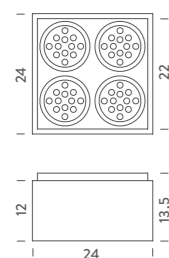
Nemo Studio

Compact is a ceiling fixture realized in powder-coated aluminium matt painted, white or black. Available for adjustable QR11 LED or halogen sources. Power transformer and drivers are integrated in the lamp body.

Compact è un apparecchio da soffitto realizzato in alluminio verniciato a polvere nei colori bianco o nero. Predisposto per ospitare sorgenti orientabili QR111 LED ed alogene. L'alimentazione è integrata nel corpo della lampada.

Plafonnier en aluminium verni époxy blanc ou noir pour éclairage ponctuel avec source orientables QR111 LED et halogènes. L'alimentation est intégrée dans le corps de la lampe.

Deckenleuchte aus weiß oder schwarz pulverlackiertem Aluminium, geeignet für den Einbau von orientierbaren QR111-Leuchtmittel in LED oder Halogen. Die Elektrik ist im Lampenkörper integriert.



CEILING LED/HALO


G53, QR111 | direct downlight|
4x25W LED, 4x50W HALO | dimmable TRIAC,
according to bulb | 230V AC
note 30° orientable bulb, special finishes on request

- CMLPWW 42 structure white
- CMLPNN 42 structure black



CILINDRO

Marco Pollice



Cilindro is a ceiling fixture for downlight, punctual lighting emission. The QR111 bulb, LED or halogen, is adjustable by 30°. Body in extruded aluminium, matt white powder coated. Built-in transformer.

Cilindro è un apparecchio da soffitto per luce puntuale, predisposto per una parabola QR111 LED o alogena orientabili a/di 30°. La struttura è realizzata in alluminio verniciato a polvere in colore bianco. Il trasformatore è incluso nel corpo lampada.

Plafonner pour un éclairage ponctuel, pour QR111 LED ou halogène orientable à 30° degrés. La structure est en aluminium verni époxy blanc. Le transformateur est positionné dans le corps de la lampe.

Deckenleuchte für eine punktuelle Beleuchtung mit QR111-Strahler LED oder Halogen orientierbar 30°. Struktur aus matt weiß lackiertem Aluminium. Der Transformator ist in der Leuchtenstruktur eingebaut.

CEILING LED

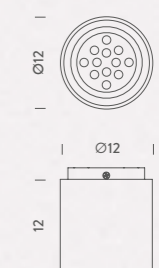
G53, QR111 | direct downlight | 30W | 230V
note 30° orientable bulb, special finishes on request

○ CIS LWW 42 structure white

CEILING HALO

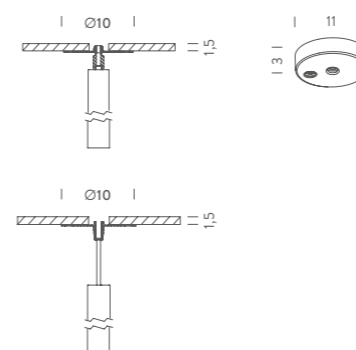
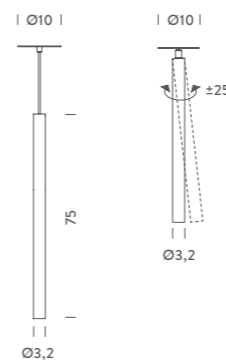
G53, QR111 | direct downlight | 60W |
dimmable TRIAC | 230V /12V
note 30° orientable bulb, special finishes on request

○ CIS HWW 42 structure white



CANNA NUDA METALLO

Piero Castiglioni, Roberto Menghi



Canna Nuda Metallo is a suspension and ceiling lamp. Ceiling lamp adjustable. Chromed or white finishing.

Canna Nuda Metallo è una lampada a sospensione e da soffitto. Nella versione soffitto è direzionabile. Finitura cromata o bianca.

Suspension et plafonnier. Orientable dans la version plafonnier. Finition chromée ou blanche.

Pendel- und Deckenleuchte. Die Deckenversion ist orientierbar. Ausführung: verchromt oder weiß.

PENDANT LED

Power LED | direct downlight | 6,2W | 920lm |
typ cri 83 | CCT 3000K | 110/240V
note semi recessed lamp, recessed hole:
Ømin4/max 6cm/cable length: 2,5m

- CAM LHH 52 *structure L75cm/chrome*
- CAM LWW 52 *structure L75cm/white*

CEILING LED

Power LED | direct downlight, 25° orientable | 6,2W |
920lm | typ cri 83 | CCT 3000K | 110/240V
note semi recessed lamp, recessed hole:
Ømin4/max6cm

- CAM LHH 71 *structure L50cm/chrome*
- CAM LWW 71 *structure L50cm/white*

ACCESSORIES

CANOPY

- COM KHH 41 *structure chrome*
- COM KWW 41 *structure white*

FIX

Nemo Studio

Fix is a wall fixture for diffused indirect light. Available in LED or halogen version. The diffuser is sandblasted Pyrex glass, the structure is a single carved block of aluminium white or polished finished.

Fix è una lampada da parete a luce diffusa indiretta. Disponibile in versione LED o alogena. Il vetro diffusore è in Pyrex sabbato, la struttura è un monoblocco in alluminio fresato, verniciato a liquido bianco oppure brillantato.

Applique avec lumière diffuse indirecte. Disponible dans les versions LED ou halogène. Le diffuseur est en Pyrex sablé, la structure est un monobloc en aluminium excavé, peinture liquide blanc ou poli.

Fix ist eine Wandleuchte mit indirekter Lichtausstrahlung. Lieferbar in LED- oder Halogenausführung. Diffusorglas aus sandgestrahltem Pyrexglas. Die Struktur besteht aus einem Monoblock aus gefrästem Aluminium, weiß lackiert oder glänzend oxidiert.

WALL LED

LED board | diffused uplight | 19W | 1760lm |
typ cri 80 | CCT 3000K | dimmable TRIAC | 230V

- FEF LLW 31 structure polished
- FEF LWW 31 structure white

WALL HALO

R7s 75mm | diffused uplight | 150W |
dimmable | 230V

- FEF HLW 31 structure polished
- FEF HWW 31 structure white



ELISA

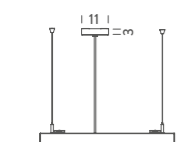
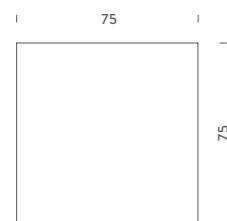
Gabi Peretto

LED pendant lamp with "solid" and widespread indirect lighting. Square structure in white textured liquid painted aluminium. Suspension cables and switching units in polished stainless steel, grey powder coated finishes. Dimmable.

Lampada a sospensione LED per luce indiretta e diffusa. La struttura è composta da una lastra quadrata di alluminio rifinito in verniciatura a liquido bianco testurizzato. Finitura grigio verniciato a polvere ed elementi di connessione in acciaio inox lucidato. Dimmerabile.

Lampe à suspension LED à lumière indirecte "solide" et diffuse. La structure est une plaque carrée en aluminium, finition peinture à liquide blanc texture. Finition gris époxy et éléments de connexion en acier inox poli. Dimmable.

LED-Pendelleuchte mit indirekter diffuser Lichtausstrahlung. Die Leuchte besteht aus einer quadratischen Aluminiumplatte, weiß testurisiert flüssiglackiert. Struktur grau pulverlackiert. Aufhängung aus glänzender Inox-Stahlseilen. Dimmbar.



PENDANT LED

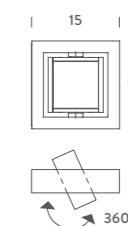
LED board | indirect uplight | 46W | 5700lm |
typ cri 80 | CCT 2700K | dimmable DALI, push |
230V | note cable length 3m

○ ELS LWW 51 structure white



FORD

Gabi Peretto



Double emission wall fixture, brass structure, chromed or textured white paint finishing. The reflector rotates by 360°.

Lampada da parete a doppia emissione, in ottone cromato o verniciato in bianco testurizzato. Il riflettore diffonde una luce a 360° e ruota attorno al proprio asse.

Applique à double émission, en laiton chromé ou peint en blanc texture. Le réflecteur diffuse un éclairage à 360° et tourne à 360° sur son axe.

Wandleuchte aus Messing erchromt oder Weiß lackiert mit doppelter Lichtausstrahlung. Der Reflektor dreht sich 360° um die eigene Achse.

WALL HALO

R7s 75mm | up and downlight | 150W |
dimmable | 230V

note orientable

- FOR HHS 31 structure chrome/satin
- FOR HWL 31 structure white/polished

ONAN

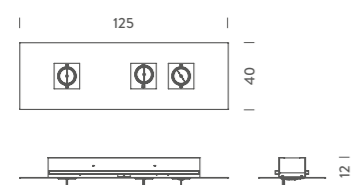
Gabi Peretto

Onan is designed as a duplication of a ceiling portion to obtain the effect of a recessed product. Ceiling lighting fixture, for direct and punctual lighting with QR111 LED sources and indirect, widespread lighting with linear LED lighting. Double switching. Dimmable indirect lighting. Black and white textured powder coated aluminium structure.

Onan è progettata pensando alla duplicazione di una porzione di soffitto, per ottenere l'effetto di un prodotto ad incasso. Lampada da soffitto per illuminazione diretta e puntuale con sorgenti QR111 LED orientabili e indiretta e diffusa con sorgenti LED lineari. Doppia accensione. Le sorgenti indirette sono dimmerabili. Struttura in alluminio verniciato a polvere nero e bianco testurizzato.

Plafonnier pour l'éclairage direct ponctuel et indirect diffus. Disponible avec sources orientables QR111 LED pour un éclairage direct et source fluo ou LED linéaire pour une éclairage diffus et indirect. Double allumage et source indirecte dimmable. Structure en aluminium époxy noir et blanc texture.

Onan erzielt an der Decke den Effekt einer Einbauleuchte, ohne eine Einbauleuchte zu sein. Deckenleuchte für direkte und punktuelle durch orientierbare QR111 LED und indirekt und diffuse Beleuchtung durch LED linear. Doppelt schaltbar, die indirekten Leuchtmittel sind dimmbar. Struktur aus weiß und schwarz pulverlackiertem Aluminium.



CEILING LED

Linear LED+G53, QR111 LED | diffused uplight, down adjustable | 2X21W + 3x25W | 2X2040lm (LED) | typ cri 80 | CCT 3000K | double, dimmable 1-10V (LED), dimmable TRIAC (QR111) according to bulb | 230V
note 30° orientable bulb

○ ● ONA LNW 41 structure white/black



SQUARE

Nemo Studio

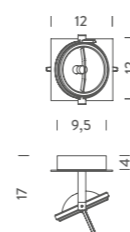


Ceiling, wall, semi-recessed and on a 3 phase track flamp, for orientable QR111 LED or halogen bulbs. Matt white powder coated aluminium. Electronic transformer integrated in ceiling, wall and on track version.

Apparecchio da soffitto, parete, semi-incasso e per applicazione binario trifase per illuminazione puntuale, con sorgenti orientabili QR111, LED ed alogene. Realizzato in alluminio verniciato a polvere in bianco. Trasformatore elettronico integrato nelle versioni soffitto, parete e binario.

Plafonnier, applique semi-encasté et pour application sur rail triphasé pour une lumière ponctuelle, avec sources orientables QR111, LED et halogènes. Aluminium verni époxy blanc. Transformateur électronique intégré pour les versions apparentes.

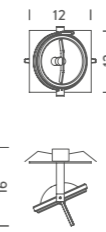
Wand- und Deckenleuchte, Halbeinbau und Dreifasen- Schienensystem für punktuelle Beleuchtung mit orientierbaren Leuchtmitteln QR111, LED und Halogen. Aluminium weiß pulverlackiert. Bei den Decken-, Wand- und Schienenleuchten integrierter elektronischer Transformator.



CEILING/WALL/TRACK LED

G53, QR111 | orientable | 30W | 230V
note 90° orientable bulb, bulb not included

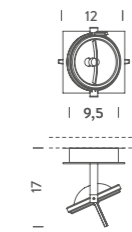
- Ceiling/wall
○ SQR LWW 41 structure white
Track version
○ SQR LWW 81 structure white



CEILING RECESSED LED/HALO

G53, QR111 | orientable | 30W LED, 60W HALO | dimmable TRIAC, according to bulb | 230V
note 90° orientable bulb, bulb not included, recessed hole: Ø8xHmin5cm

- SQR LWW 71 structure white



CEILING/WALL/TRACK HALO

G53, QR111 | orientable | 60W | dimmable TRIAC | 230V
note 90° orientable bulb, bulb not included

- Ceiling/wall
○ SQR HWW 41 structure white
Track version
○ SQR HWW 81 structure white

K-HOLE

Gabi Peretto

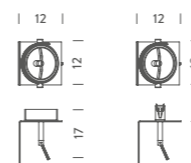
K-Hole System is aimed at satisfying the needs of lighting design planning particularly for retail spaces. The family is composed of two typologies: semi-recessed and ceiling/wall with QR111 LED or halogen sources. The semi-recessed version can be installed in all plasterboard ceiling. In the wall/ceiling version, the power supply is integrated. Products realized in matt white powder coated aluminium, with chromed supporting elements.

K-Hole System si propone di affrontare e risolvere le necessità di progettazione illuminotecnica, soprattutto per spazi retail. La famiglia si compone di due tipologie: semi-incasso e soffitto/parete, con sorgenti QR111 LED ed alogene. La versione a semi-incasso è installabile nei soffitti con cartongesso. La versione a soffitto/parete contiene gli alloggiamenti per l'elettronica ed i cablaggi in una scocca di alluminio integrata al piano lampade. I prodotti sono interamente realizzati in alluminio verniciato bianco a polvere, con particolari in ottone cromato.

Le système K-Hole vise à aborder et résoudre les besoins de conception d'éclairage technique, surtout pour les espaces boutiques. La famille se compose de deux types d'applications: semi-encasté et plafond/applique, avec sources QR111 LED et halogènes. La version semi-encastée peut être montée sur tous les plafonds en placo-plâtre. La version plafond/applique est avec transformateur intégré dans le corps en aluminium. Les produits sont entièrement fabriqués en aluminium verni époxy blanc, avec détails en laiton chromé.

Beleuchtungssystem, ideal für Geschäftsbeleuchtung. Die Familie besteht aus 2 Varianten: Leuchten für den Halbeinbau und Decken/Wandleuchten, Leuchtmittel QR111 LED und Halogen. Die Halbeinbauversion kann an Gipskartondecken eingebaut werden. Bei der Decken/Wandversion sind die Elektrik und die Verkabelung integriert. Das Produkt ist komplett aus weiß pulverlackiertem Aluminium, Kleinsysteme aus verchromtem Messing.





WALL/CEILING
1 G53 LED

G53, QR111 | orientable | 30W | 230V
note 90° orientable bulb, recessed hole Ø8cm,
Hmin 5cm

KH1 LWW 41 *structure white*

WALL/CEILING
1 G53 HALO

G53, QR111 | orientable | 60W | dimmable TRIAC |
230V
note 90° orientable bulb, recessed hole Ø8cm,
Hmin 5cm

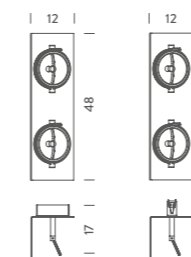
KH1 HWW 41 *structure white*

WALL/CEILING
1 G53 LED/HALO

G53, QR111 | orientable | 30W LED, 60W HALO |
dimmable TRIAC, according to bulb |
230V
note 90° orientable bulb, recessed hole Ø8cm,
Hmin 5cm

Recessed

KH1 LWW 71 *structure white*



WALL/CEILING
2 G53 LED/HALO

G53, QR111 | orientable | 2x25W LED/2x50W
HALO | dimmable TRIAC, according to bulb | 230V
note 90° orientable bulb, recessed hole Ø8cm,
Hmin 5cm

KH2 LWW 41 *structure white*

Recessed

KH2 LWW 71 *structure white*

INC 80

Nemo Studio

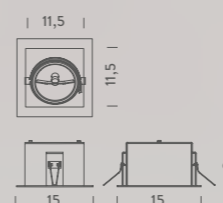


Trim recessed downlight product realized with the smallest possible depth, 8 cm. Available with single or double bulbs. Available with QR111 LED or halogen sources or with LED board with methacrylate opal screen for a diffused light. Epoxy-coated aluminium.

Prodotto ad incasso con cornice con il minimo ingombro possibile, 8cm di profondità. Le versioni disponibili sono con singola sorgente o doppia, QR111 LED ed alogena oppure nella versione con LED board con schermo in metacrilato opaco. Realizzato in alluminio verniciato a polvere.

Encastré de faible encombrement (8 cm prof). Disponible avec une ou deux sources QR111 LED ou halogène ainsi que dans la version avec LED board, écran en méthacrylate opalin. Aluminium verni époxy.

Einbaudeckenleuchte mit äußerst geringer Einbautief von 8 cm. Lieferbar als Einzel- oder Doppelstrahler QR111 LED und Halogen oder in der LED-board Version mit opalem Diffusor aus Metacrylat. Struktur aus Aluminium pulverlackiert.

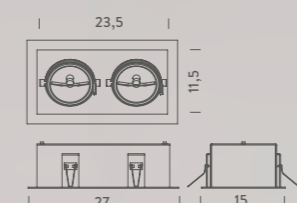


CEILING RECESSED
QR111 LED/HALO

G53, QR111 | diffused downlight | 30W LED/60W HALO | dimmable TRIAC, according to bulb | 230V

note 30° bulb orientability, recessed hole 14x14 min depth 12cm

○ 18S LWW 63 structure white



CEILING RECESSED
QR111 LED/HALO DOUBLE

G53, QR111 | diffused downlight | 2x25W LED/2x50W HALO | dimmable TRIAC according to bulb | 230V

note 30° bulb orientability, recessed hole 25x14 min depth 12cm

○ 18D LWW 63 structure white

ROOF

Nemo Studio

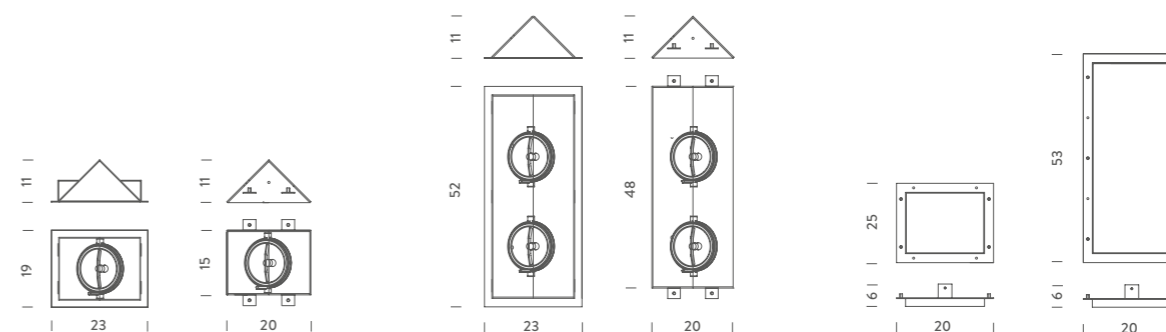


Trim and trimless recessed system for plasterboard with orientable QR111, LED or halogen. The system has been designed with an innovative triangular structure to allow maximum degree of orientability. Aluminium structure powder-coated white or light gold.

Sistema ad incasso totale e semi incasso per cartongesso, con sorgenti QR111, LED o alogene. Il sistema è progettato con una struttura incassata triangolare che permette una totale orientabilità delle sorgenti. Struttura in alluminio verniciato a polvere bianco o light gold, con dettagli in ottone cromato.

Système encastré et semi-encastré pour Placoplatre, avec sources QR111, LED ou halogènes. Le système est conçu avec une structure encastrée triangulaire qui permet une complète orientation des sources. Structure en aluminium peint époxy blanc ou clair, avec détail en laiton chrome.

Rahmen- und rahmenloses Einbausystem für Rigips mit beweglichen QR111, LED oder Halogen. Das System wurde mit einer triangulären Struktur entworfen, die einen maximalen Bewegungswinkel erlaubt. Aluminium Druckguß pulverbeschichtet in weiß oder hell gold.



CEILING 1 G53 LED/HALO

G53, QR111 | orientable | 30W LED, 60W HALO | dimmable TRIAC, according to bulb| 230V
note 90° orientable bulb, recessed hole
trim: 20x15xHmin12cm,
trimless:21x16,5xHmin22cm

- Trim
- RO1 LWW 61 structure white
- Trimless
- RO1 LWW 62 structure white
 - RO1 LWG 62 structure gold

CEILING 2 G53 LED/HALO

G53, QR111 | orientable | 2x25W LED, 2x50W HALO | dimmable TRIAC, according to bulb| 230V
note 90° orientable bulb, recessed hole,
trim: 20x48xHmin12cm,
trimless:21x48,5xHmin22cm

- Trim
- RO2 LWW 61 structure white
- Trimless
- RO2 LWW 62 structure white
 - RO2 LWG 62 structure gold

ACCESSORIES

FRAME FOR TRIMLESS 1

- RO1 SWW 61 structure white

FRAME FOR TRIMLESS 2

- RO2 SWW 61 structure white

ISI

Giancarlo Tintori



Family of no trim LED and fluorescent recessed downlights fixtures for diffused lighting. Matt white powder-coated aluminium structure with opal polycarbonate.

Famiglia di incassi LED e fluorescenti a scomparsa totale per illuminazione diffusa downlight. Alluminio verniciato a polvere bianco con diffusore in metrilato opalino.

Downlight trimless à LED et fluorescents, à intégration totale, pour une lumière diffuse. Aluminium verni époxy blanc avec diffuseur en méthacrylate opalin.

Integrierte Einbauleuchtenfamilie in LED und Leuchtstoff für eine diffuse Downlight-Beleuchtung. Weiß pulverlackiertes Aluminium mit opalem Diffusor aus Metacrylat.



CEILING RECESSED 7X7 LED/HALO

GU10, QR 50 | diffused | 50W | 230V
note recessed hole 13x13xHmin1cm

ISI HWW 64 structure white



CEILING RECESSED 12X12 LED

LED board | diffused | 16W | 2460lm | typ cri 80 |
CCT 3000K | dimmable 1-10V/push | 110/220V
note recessed hole 16x16xHmin12cm

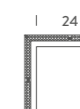
ISI LWW 61 structure white



CEILING RECESSED 24X24 LED

LED board | diffused | 45W | 5700lm | typ cri 80 |
CCT 2700K | dimmable, 0-10V |
230V
note recessed hole 28x28xHmin12cm

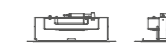
ISI LWW 63 structure white



CEILING RECESSED 12X24 LED

LED board | diffused | 45W | 5700lm | typ cri 80 |
CCT 2700K | dimmable, 0-10V |
230V
note recessed hole 28x16xHmin12cm

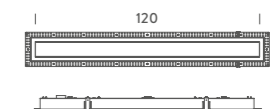
ISI LWW 62 structure white



CEILING RECESSED 8X120 FLUO

G5 T16 (FH-HO) | diffused | 54W | 230V
note recessed hole 128x12,8xHmin10cm

ISI PWW 63 structure white



CEILING RECESSED 8X150 FLUO

G5 T16 (FH-HO) | diffused | 80W | 230V
note recessed hole 158x13,5xHmin10cm

ISI PWW 62 structure white



REGULUS TERRA

Giancarlo Fassina, Carlo Forcolini

Floor lamp of the Regulus system for a widespread and indirect lighting. Base painted in grey anthracite, polished structure, with diffuser in opal white metacrylate. Dimmer on cable.

Versione da terra del sistema Regulus, per un'illuminazione diffusa e indiretta, composto da una base verniciata grigio antracite ed una struttura spazzolata, corredato di diffusore in metacrilato opalino bianco. Dimmer su cavo.

Version lampadaire du système Regulus, à lumière diffuse et indirecte. Base anthracite. Corps poli, diffuseur en méthacrylate blanc opale. Dimmer sur le câble et lumière diffuse.

Stehleuchte zum Regulus- System mit diffuser indirekter Lichtausstrahlung. Struktur aus poliertem Aluminium und weißem Diffusor aus Metakrylat. Basis anthrazitfarben lackiert. Fußdimmer am Kabel.

FLOOR 213CM LED

Linear LED | direct/indirect | 50W | 6500lm |
typ cri 83 | CCT 3000K | dimmable
(DALI on request) | 110/240V

●○ RED L8W 21 structure aluminium

FLOOR 183CM LED

Linear LED | direct/indirect | 40W | 5200lm |
typ cri 83 | CCT 3000K | dimmable
(DALI on request) | 110/240V

●○ RED L5W 21 structure aluminium

FLOOR 225CM FLUO

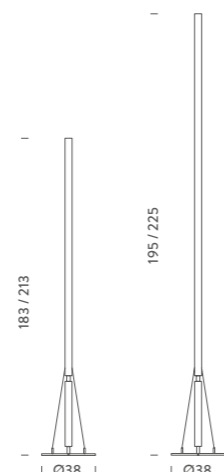
G5 T16 (FH-HO) | direct/indirect | 80W |
dimmable | 230V

●○ RED F8W 21 structure aluminium

FLOOR 195CM FLUO

G5 T16 (FH-HO) | direct/indirect | 54W |
dimmable | 230V

●○ RED F5W 21 structure aluminium



REGULUS SYSTEM


Giancarlo Fassina, Carlo Forcolini

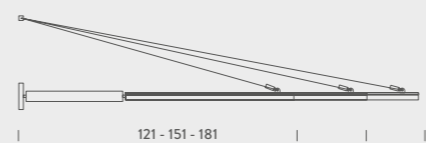
Range of fittings with a technical structure and two arms in extruded aluminium. Diffuser in white, transparent metacrylate. Aluminium parts can be painted in silver grey or, on demand, matt white. All versions (with the exception of the floor version) with uplight and downlight output, for an extremely functioning, widespread and adjustable lighting output.

Sistema di apparecchi illuminanti costituiti da una struttura tecnica in alluminio estruso e da uno o due bracci anch'essi estrusi con diffusore in metacrilato bianco e trasparente. Le parti in alluminio possono essere verniciate grigio argento o, su richiesta, bianco opaco. Ogni versione (a parte la terra) ha un'emissione uplight e una downlight, per un'illuminazione estremamente funzionale, diffusa e direzionale.

Système d'appareils d'éclairage. Structure technique en aluminium extrudé, un ou deux bras, également extrudés. Diffuseur en méthacrylate blanc et transparent. Eléments en aluminium verni gris argent, ou, sur demande, blanc mat. Chaque version (à l'exception du lampadaire) a un éclairage uplight et downlight, pour une émission de lumière extrêmement fonctionnelle, diffuse et directionnelle.

Technisches Beleuchtungssystem. Struktur aus Aluminium, mit ein oder zwei Armen, Diffusor aus weißem und transparentem Metakrylat. Aluminiumteile in silbergrau oder auf Anfrage matt weiß. Jeder Ausführung (außer der Stehleuchte) hat eine Up- und eine Down- Light-Version mit einer sehr funktionellen diffusen Lichtausstrahlung.





**WALL CANTILEVERED
151CM LED**

Linear LED | direct / indirect | 30W | 3900lm |
typ cri 83 | CCT 3000K | dimmable, DALI, push
| 230V

Dimmable direct

RED L3W 34 structure aluminium

Dimmable indirect

RED L3W 33 structure aluminium

**WALL CANTILEVERED
121CM FLUO**

G5 T16 (FH-HO) | direct / indirect | 24W | 230V

Dimmable direct

RED F2W 34 structure aluminium

Dimmable indirect

RED F2W 33 structure aluminium

Not dimmable direct

REG F2W 34 structure aluminium

Not dimmable indirect

REG F2W 33 structure aluminium

**WALL CANTILEVERED
151CM FLUO**

G5 T16 (FH-HO) | direct / indirect | 39W | 230V

Dimmable direct

RED F3W 34 structure aluminium

Dimmable indirect

RED F3W 33 structure aluminium

Not dimmable direct

REG F3W 34 structure aluminium

Not dimmable indirect

REG F3W 33 structure aluminium

**WALL CANTILEVERED
181CM FLUO**

G5 T16 (FH-HO) | direct / indirect | 54W | 230V

Dimmable direct

RED F5W 34 structure aluminium

Dimmable indirect

RED F5W 33 structure aluminium


Not dimmable direct

REG F5W 34 structure aluminium

Not dimmable indirect

REG F5W 33 structure aluminium

min 30



WALL 249CM LED

Linear LED | direct / indirect | 2x30W |
2x3900lm | typ cri 83 | CCT 3000K |
dimmable, DALI, push | 230V

Dimmable

RED L3W 31 structure aluminium

WALL 189CM FLUO

G5 T16 (FH-HO) | direct / indirect | 2x24W | 230V

Dimmable

RED F2W 31 structure aluminium

Not dimmable

REG F2W 31 structure aluminium

WALL 249CM FLUO

G5 T16 (FH-HO) | direct / indirect | 2x39W | 230V

Dimmable

RED F3W 31 structure aluminium

Not dimmable

REG F3W 31 structure aluminium

WALL 309CM FLUO

G5 T16 (FH-HO) | direct / indirect | 2x54W | 230V

Dimmable

RED F5W 31 structure aluminium

Not dimmable

REG F5W 31 structure aluminium



CEILING 249CM LED

Linear LED | direct | 2x30W | 2x3900lm | typ cri 83
| CCT 3000K | dimmable, DALI, push | 230V

Dimmable

RED L3W 51 structure aluminium

CEILING 189CM FLUO

G5 T16 (FH-HO) | direct | 2x24W | 230V

Dimmable

RED F2W 51 structure aluminium

Not dimmable

REG F2W 51 structure aluminium

CEILING 249CM FLUO

G5 T16 (FH-HO) | direct | 2x39W | 230V

Dimmable

RED F3W 51 structure aluminium

Not dimmable

REG F3W 51 structure aluminium

CEILING 309CM FLUO

G5 T16 (FH-HO) | direct | 2x54W | 230V

Dimmable

RED F5W 51 structure aluminium

Not dimmable

REG F5W 51 structure aluminium

**CEILING TIGE 27CM
249CM LED**

Linear LED | direct / indirect | 2x30W |
2x3900lm | typ cri 83 | CCT 3000K |
dimmable, DALI, push | 230V

Dimmable direct

RED L3W 44 structure aluminium

Dimmable indirect

RED L3W 43 structure aluminium

**CEILING TIGE 27CM
189CM FLUO**

G5 T16 (FH-HO) | direct / indirect | 2x24W | 230V

Dimmable direct

RED F2W 44 structure aluminium

Dimmable indirect

RED F2W 43 structure aluminium

Not dimmable direct

REG F2W 44 structure aluminium

Not dimmable indirect

REG F2W 43 structure aluminium

**CEILING TIGE 27CM
249CM FLUO**

G5 T16 (FH-HO) | direct / indirect | 2x39W | 230V

Dimmable direct

RED F3W 44 structure aluminium

Dimmable indirect

RED F3W 43 structure aluminium

Not dimmable direct

REG F3W 44 structure aluminium

Not dimmable indirect

REG F3W 43 structure aluminium

**CEILING TIGE 27CM
309CM FLUO**

G5 T16 (FH-HO) | direct / indirect | 2x54W | 230V

Dimmable direct

RED F5W 44 structure aluminium

Dimmable indirect

RED F5W 43 structure aluminium

Not dimmable direct

REG F5W 44 structure aluminium

Not dimmable indirect

REG F5W 43 structure aluminium

**CEILING TIGE 47CM
249CM LED**

Linear LED | direct / indirect | 2x30W |
2x3900lm | typ cri 83 | CCT 3000K |
dimmable, DALI, push | 230V

Dimmable direct

RED L3W 46 structure aluminium

Dimmable indirect

RED L3W 45 structure aluminium

**CEILING TIGE 47CM
189CM FLUO**

G5 T16 (FH-HO) | direct / indirect | 2x24W | 230V

Dimmable direct

RED F2W 46 structure aluminium

Dimmable indirect

RED F2W 45 structure aluminium

Not dimmable direct

REG F2W 46 structure aluminium

Not dimmable indirect

REG F2W 45 structure aluminium

**CEILING TIGE 47CM
249CM FLUO**

G5 T16 (FH-HO) | direct / indirect | 2x39W | 230V

Dimmable direct

RED F3W 46 structure aluminium

Dimmable indirect

RED F3W 45 structure aluminium

Not dimmable direct

REG F3W 46 structure aluminium

Not dimmable indirect

REG F3W 45 structure aluminium

**CEILING TIGE 47CM
309CM FLUO**

G5 T16 (FH-HO) | direct / indirect | 2x54W | 230V

Dimmable direct

RED F5W 46 structure aluminium

Dimmable indirect

RED F5W 45 structure aluminium

Not dimmable direct

REG F5W 46 structure aluminium

Not dimmable indirect

REG F5W 45 structure aluminium

BRIDGE SYSTEM


Mario Barbaglia, Marco Colombo

Lighting system on parallel cables with 230/240V. The Bridge System offers various manners to organize the light in the same ambient in flexible and adaptable ways. Power supply only from one extremity (ceiling or wall). The system can be used one phase (max power capacity: 2500W) or two phases (max power capacity: 5000W). Should be mounted at almost 30cm from ceiling/wall.

Sistema di illuminazione su cavi paralleli con alimentazione a tensione di rete 230/240V. Il sistema Bridge offre molteplici possibilità per organizzare la luce nello spazio in modo versatile e flessibile. L'alimentazione avviene da una sola estremità (soffitto o parete). Può essere utilizzato con un'accensione (portata fino a 2500W) o con due accensioni alternate (portata fino a 5000W). I corpi illuminanti dovranno essere collocati ad una distanza di almeno 30cm dal soffitto o dalla parete.

Système d'éclairage sur câbles parallèles avec la tension d'alimentation 230/240V. Le système BRIDGE offre nombreuses possibilités pour organiser la lumière dans l'espace. Il est alimenté par une seule extrémité (plafond ou murale). Il peut être utilisé avec un seul allumage (capacité jusqu'à 2500W) ou avec deux allumages alternés (capacité jusqu'à 5000W). Les lampes doivent être placées à une distance de 30cm minimum du mur ou au plafond.

Beleuchtungssystem auf Parallelkabeln mit 230/240V Netzanschluss. Die Einspeisung erfolgt nur von einer Seite (Decke oder Wand). Das System kann mit einem Stromkreis (max. Stärke: 2500W) oder mit zwei Stromkreisen (max. Stärke: 5000W) verwendet werden. Beleuchtungskörper müssen mindestens 30cm von der Decke oder der Wand entfernt sein.



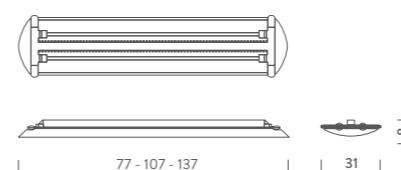
BRIDGE FLUO

Lamp with indirect light output for a general homogeneous lighting, high visual comfort and low consumption. Polycarbonate diffuser.

Lampada con emissione indiretta per un'illuminazione generale omogenea e ad alto comfort visivo, con bassissimi consumi. Il diffusore è in policarbonato.

Lampe avec emission de lumière indirecte, éclairage général homogène et grand confort visuel avec une faible consommation d'énergie. Diffuseur en polycarbonate.

Bridge-Element mit indirekter Ausstrahlung zur homogenen Allgemeinbeleuchtung bei hohem Sichtkomfort und geringem Verbrauch. Diffusor aus Polykarbonat.



77CM FLUO

G5 T16 (FH-HO) | diffused | 2x24W | 230V | IP 40

Modulo

● BRI MF2 41 structure grey

Diffusore + modulo

● BRI FW2 41 structure grey

107CM FLUO

G5 T16 (FH-HO) | diffused | 2x39W | 230V | IP 40

Modulo

● BRI MF3 41 structure grey

Diffusore + modulo

● BRI FW3 41 structure grey

137CM FLUO

G5 T16 (FH-HO) | diffused | 2x54W | 230V | IP 40

Modulo

● BRI MF5 41 structure grey

Diffusore + modulo

● BRI FW5 41 structure grey

BRIDGE FLUO DIFFUSORE

○ BRI DF2 41 structure white

○ BRI DF3 41 structure white

○ BRI DF5 41 structure white

● BRI DH5 41 structure chrome



BRIDGE HALO

Bridge Halo: widespread light, thanks to the sandblasted Pyrex glass of the diffuser. Bridge Halo Reflector: with its flood uplight, it is suitable for indirect lighting. Reflector in perforated aluminium, transparent Pyrex glasses.

Bridge Halo: luce diffusa grazie al vetro Pyrex sabbato del diffusore. Bridge Halo Reflector: con la sua emissione verso l'alto, è idoneo per l'illuminazione indiretta. Riflettore in alluminio microforato, vetri Pyrex trasparenti.

Bridge Halo: lumière diffuse grâce au verre Pyrex sablé du diffuseur. Bridge Halo Reflector: avec son émission de lumière vers le haut est adapté pour l'éclairage indirect. Réflecteur en aluminium perforé, verre Pyrex transparent.

Bridge Halo: Ist besonders geeignet zur Allgemeinbeleuchtung. Schutzgläser aus Pyrex transparent und satiniert. Bridge Halo Reflector: ist dank seiner Ausstrahlung nach oben besonders zur indirekten Beleuchtung geeignet: mit Lochblechreflektor aus Aluminium und transparenten Schutzgläsern aus Pyrex.

BRIDGE SPOT

Bridge Spot: polycarbonate body, painted in grey and chromed steel arms. 40° adjustable light output.

Bridge Spot: corpo in policarbonato verniciato grigio e bracci in acciaio cromato. Luce direzionabile a 40°.

Bridge Spot: corps en polycarbonate, verni gris et bras en acier chromé. Lumière orientable à 40°.

Bridge Spot: Körper aus grau lackiertem Polykarbonat und Arme aus verchromtem Stahl. Spot regulierbar bis 40°.



HALO

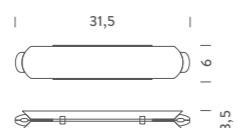
R7s (114mm) | diffused | 250W | 230V

Bridge

● BRI HAL 43 structure polished

Bridge reflector

● BRI HAR 41 structure polished

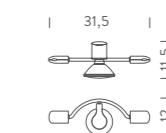


E27 LED/HALO

E27 PAR30 | diffused | 75W | 230V

Spot


● BRI SPO 41 structure grey



BRIDGE

Accessories

										
<p>PROTECTION GLASS Transparent</p> <p>VETRI DI ROTEZIONE Trasparenti</p> <p>VERRES DE PROTECTION Transparents</p> <p>SCHUTZGLAS Transparent</p>	<p>PROTECTION GLASS Sandblasted</p> <p>VETRI DI PROTEZIONE Sabbatiat</p> <p>VERRES DE PROTECTION Sablés</p> <p>SCHUTZGLÄSER Satiniert</p>	<p>SCREEN To reflect light upward or downward. Finish in grey anodized aluminium.</p> <p>SCHERMO Per riflettere la luce verso l'alto o verso il basso. Finitura in alluminio anodizzato. Colore grigio.</p> <p>ÉCRAN Pour refléter la lumière vers le haut o vers le bas. Finition en aluminium anodisé gris.</p> <p>SCHIRM Erlaubt den Lichtwiderschein nach oben oder nach unten. Ausführung: Aluminium, graueloxiert.</p>	<p>DIFFUSER To diffuse and reflect light. White polycarbonate.</p> <p>DIFFUSORE Per riflettere e diffondere la luce. Policarbonato bianco.</p> <p>DIFFUSEUR Pour diffuser la lumière. Polycarbonate blanc.</p> <p>DIFFUSOR Für diffuses Licht. Polykarbonat weiß.</p>	<p>STEEL SUPPORT CABLE PVC coated copper conductor. Max 2500W.</p> <p>CAVO DI SOSTEGNO IN ACCIAIO Conduttore in rame con rivestimento in PVC. Max 2500W.</p> <p>CÂBLE DE SOUTIEN EN ACIER Conducteur en cuivre avec revêtement en PVC. Max 2500W.</p> <p>HALTEKABEL AUS STAHL 2 Kupferleiter mit PVC -Verkleidung. Max. 2500W.</p>		<p>STEEL SUPPORT CABLE Two PVC coated copper conductors for the alternate switching of the light unit. Max 5000W (two cables with two conductors each).</p> <p>CAVO DI SOSTEGNO IN ACCIAIO Due conduttori in rame con rivestimento in PVC. Permette l'accensione alternata dei moduli. Max 5000W con due cavi da due conduttori.</p> <p>CÂBLE DE SUPPORT EN ACIER Deux conducteurs en cuivre avec revêtement en PVC. Il permet l'allumage alternatif. Max 5000W avec deux câbles à deux conducteurs.</p> <p>HALTEKABEL AUS STAHL 2 Kupferleitern mit PVC -Verkleidung. Max. 2500W. Dies erlaubt die Wechselschaltung der Lichtkörper. Max 5000W mit zwei Kabeln mit je zwei Leitern.</p>	<p>WALL MOUNT (PAIR) Allows to incline and orientate the wires up to 10°.</p> <p>ATTACCO A PARETE (COPPIA) Permette l'inclinazione dei cavi fino a 10°.</p> <p>FIXATION AU MUR (PAIRE) Permet l'inclinaison des câbles jusqu'à 10°.</p> <p>WANDHALTERUNG (PAAR) Erlaubt eine Neigung des Kabels bis zu 10°.</p>	<p>WALL MOUNT MK2 (PAIR) Allows to incline and orientate the wires up to 60°.</p> <p>ATTACCO A PARETE MK2 (COPPIA) Permette l'inclinazione e l'orientamento in orizzontale dei cavi fino a 60°.</p> <p>FIXATION AU MUR MK2 (PAIRE) Permet l'inclinaison et l'orientation horizontale des câbles jusqu'à 60°.</p> <p>NDHALTERUNGEN MK2 (PAAR) Erlaubt eine Neigung und horizontale Ausrichtung der Kabel bis zu 60°.</p>	<p>CEILING POWER SUPPLY To supply power to the system from the ceiling. Grey plastic.</p> <p>ALIMENTATORE Per alimentare il sistema dal soffitto. Finitura in tecnopolimero grigio metallizzato.</p> <p>ALIMENTATION Permet l'alimentation par le plafond. Technopolymère gris métallisé.</p> <p>ZANSCHLUSSGERÄT Erlaubt die Deckenspeisung des Systems. Ausführung: silbergrau lackierter Kunststoff.</p>	<p>CEILING POWER SUPPLY To supply power to the system from the ceiling. Grey plastic.</p> <p>ALIMENTATORE Per alimentare il sistema dal soffitto. Finitura in tecnopolimero grigio metallizzato.</p> <p>ALIMENTATION Permet l'alimentation du système par le plafond. Technopolymère gris métallisé.</p> <p>ZANSCHLUSSGERÄT Erlaubt die Deckenspeisung des Systems. Ausführung: silbergrau lackierter Kunststoff.</p>
<p>Bridge Halo BRI HTR 41</p>	<p>Bridge Halo BRI HSA 41 Fluo Compact ARC HSB 41</p>	<p>BRI SCH 41</p>	<p>BRI RFF 41</p>	<p>15m - BRI C2A 41 33m - BRI C2B 41 50m - BRI C2C 41 100m - BRI C2I 41</p>		<p>15m - BRI C3A 41 33m - BRI C3B 41 50m - BRI C3C 41 100m - BRI C3I 41</p>	<p>BRI ATT 41</p>	<p>BRI ATT 42</p>	<p>BRI ALI 41</p>	<p>BRI ALI 42</p>



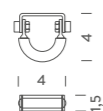

CEILING CABLE HOLDER May be shortened from 54cm to 30cm. Finish in shiny chrome.

DEVIACAVI SOFFITTO Può essere accorciato dall'installatore da 54cm fino a 30cm. Finitura cromo lucido.

DÉVIATEUR PLAFOND Peut être raccourci par l'installateur de 54cm jusqu'à 30cm. Finition en chrome brillant.

ECKENUMLENKUNG Kann vom Installateur von 54cm bis auf 30cm gekürzt werden. Ausführung: verchromt.

BRI DEV 41



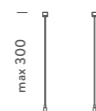

WALL CABLE HOLDER (PAIR) It allows a max 45° angle deviation of wires horizontally or 10° vertically. Finish in shiny chrome.

DEVIACAVI PARETE (COPPIA) Per deviare i cavi fino ad un'angolazione massima di 45° in orizzontale e 10° in verticale. Finitura cromo lucido.

DÉVIATEUR PAROI (PAIRE) Pour dévier les câbles jusqu'à 45° horizontalement et jusqu'à 10° verticalement. Finition en chrome brillant.

WANDUMLENKUNG (PAAR) Erlaubt dem Kabel eine Winkelabweichung von max. 45° waagrecht oder max. 10° senkrecht. Ausführung: verchromt.

BRI DEV 31




SUSPENSION (PAIR) To reduce cable bending when systems length exceeds 8 m. Steel cable with supports in polished chrome metal.

SUPPORTO (COPPIA) Per ridurre la flessione dei cavi qualora vengano installati per lunghezze superiori agli 8 m. Filo in acciaio con particolari in metallo cromato lucido.

SUPPORT (PAIRE) Pour réduire la flexion des câbles, s'ils sont installés en longueurs supérieures à 8 m. Câble en acier avec supports en métal chromé brillant.

HALTERUNG (PAAR) Reduziert die Kabelbiegung nach unten, wenn das System länger als 8m ist. Stahlkabel mit Haltern aus verchromtem Metall.

BRI SUP 41




SUSPENSION FOR FLUO MODULE To reduce cable bending. Only for Fluo module.

SUPPORTO PER MODULO FLUO Per ridurre la flessione dei cavi. Esclusivamente per modulo Fluo.

SUPPORT POUR FLUO MODULE Pour réduire la flexion des câbles. Uniquement pour Fluo module.

HALTERUNG FÜR FLUO MODUL Reduziert die Kabelbiegung. Nur für Fluo Modul.

BRI SUF 41



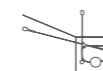
CONNECTION - COUPLE

COLLEGAMENTO COPPIA

CONNEXION - COUPLE

PAAR ERBINDUNGSSTÜCK

BRI COL 41



WALL-MOUNTED WIRES DEVIATOR

DEVIACAVO SOSPEO A PARETE

DÉVIATEUR DE CÂBLES

SUSPENDU AU MUR WANDUMLENKUNG

BRI DEV 32




CEILING-MOUNTED WIRES DEVIATOR

DEVIACAVO SOSPEO A SOFFITTO

DÉVIATEUR DE CÂBLES SUSPENDU

AU PLAFOND ECKENUMLENKUNG

BRI DEV 42



BRIDGE SPACER

BRIDGE DISTANZIALE

BRIDGE DISTANCIATEUR

BRIDGE DISTANZHALTER

28cm - BRI DIS 31
5cm - BRI DIS 34



GLASS

After all, while searching for a comfortable light, you will always rediscover the pure and pleasant way to diffuse light is through glass. An ancient yet contemporary material.

346 —

MACONDO

Gregorio Spini

Family of pendant lamps in three different dimensions. Wall and ceiling versions for the small size (ø15cm). Mouth blown triplex glass diffuser in glossy opal. Light fitting in chromed metal.

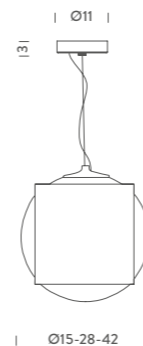
Famiglia di lampade a sospensione in tre diverse dimensioni, disponibile anche a parete e soffitto per la dimensione più piccola (ø15cm). Diffusore in vetro triplex opale lucido soffiato a bocca. Struttura in metallo cromato.

Famille de lampes à suspension en trois dimensions différentes. La petite dimension (ø15cm) est disponible aussi en version applique et plafond. Diffuseur en verre triplex opale brillant soufflé à la bouche. Structure en métal chromé.

Pendelleuchten in drei verschiedenen Größen, Wand- und Deckenversion nur mit einem Durchmesser von 15 cm lieferbar. Glänzender opaler Diffusor aus mundgeblasenem Triplexglas. Verchromte Metallstruktur.

Macondo pendant medium and small





PENDANT SMALL
E27 FLUO/LED/HALO

E27 | diffused | 40W | dimmable according to bulb | 230V
note cable length max 2,4m

● MAC EHW 51 *structure chrome*

PENDANT MEDIUM
E27 FLUO/LED/HALO

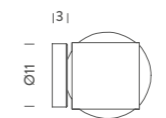
E27 | diffused | 100W | dimmable according to bulb | 230V
note cable length max 2,4m

● MAC EHW 52 *structure chrome*

PENDANT BIG
E27 FLUO/LED/HALO

E27 | diffused | 200W | dimmable according to bulb | 230V
note cable length max 2,4m

● MAC EHW 53 *structure chrome*



WALL / CEILING SMALL
E27 FLUO/LED/HALO

E27 | diffused | 40W | dimmable according to bulb | 230V

● MAC EHW 31 *structure chrome*

ILIUM

Foster+Partners

Floor, table and pendant lamps with a diffused and dimmable light output. Fluorescent, halogen and LED sources, according to versions. Body with inner diffuser in opal polymeric (pendant LED version excluded) and outer diffuser in transparent barrel glass. Base of floor and table versions is in polished steel.

Famiglia di lampade con sorgente fluorescente, alogena e LED da terra, da tavolo e a sospensione, per una luce diffusa e dimmerabile a seconda delle versioni. Il corpo è composto da un diffusore interno polimerico opalino (tranne nella versione pendant LED) e da un diffusore esterno in vetro trasparente cannettato. La base delle versioni terra e tavolo è in acciaio lucidato.

Famille de lampadaire, lampe de table et suspension, pour une lumière diffuse et dimmable. Fluorescente halogène ou LED selon le modèle. Diffuseur interne polymère opalin (à l'exception du modèle LED suspension) et diffuseur externe en verre transparent nervuré. La base des versions lampadaire et table est en acier poli.

Leuchtenfamilie bestehend aus Steh-, Tisch- und Pendelleuchte mit einer diffusen Lichtausstrahlung. Die Struktur besteht aus einem opalinen Innendiffusor aus Polymer und einen transparentem Aussendiffusor aus geripptem Glas (ausser der LED-Pendelleuchte). Dimmbar. Fuß der Steh- und Tischleuchte aus glänzendem Stahl. Bestückung mit Leuchtstoffröhre (Stehleuchte), Halogen (Tisch- und Pendelleuchte) und LED (MINI-Pendelleuchte).





PENDANT LED

LED board | downlight | 6W | CCT 3000K |
lm 980 | typ cri 85 | 110/230V
note cable length 3m

75cm
● ILI LHC 51 structure chrome



PENDANT E27 FLUO/LED/HALO

E27 halo par20 bulb suggested | downlight, flood |
50W | dimmable, according to the bulb | 230V
note cable length 3m

50cm
● ILI HHC 52 structure chrome
77cm
● ILI HHC 51 structure chrome



TABLE E27 FLUO/LED/HALO


E27 halo par20 bulb suggested | downlight, flood |
50W | dimmable, according to the bulb | 230V
note cable length 3m

● ILI HHC 11 structure chrome

Ilium Pendant E27 L77cm

NORMA

Mario Barbaglia, Steve Blackman

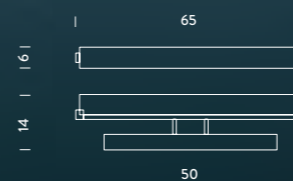


LED and halogen wall lamps with widespread light. Tube diffuser in sandblasted Pyrex or in opal metacrylate (LED), mounted on a glossy polished aluminium structure.

Famiglia di applique, LED e alogene, a luce diffusa, caratterizzate da un tubo diffusore in Pyrex sabbato o in metacrilato opalino (LED) montato su una struttura in alluminio spazzolato lucido.

Famille d'appliques à LED ou halogènes, avec lumière diffuse. Diffuseur en verre Pyrex ou en méthacrylate opalin (LED), structure en aluminium poli brillant.

Familie von Wandleuchten mit Halogen- und LED-Bestückung. Diffuses Licht durch den satinierten rohrförmigen Diffusor aus Pyrex-Glas oder opalweißem Polycarbonat (LED), Struktur aus poliertem Aluminium.

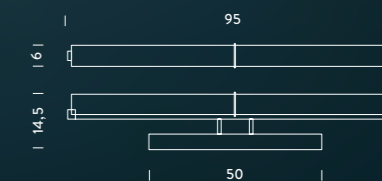


65 WALL LED

LED board | diffused | 20W | 2200lm |
typ cri 83 | CCT 3000K | dimmable, DALI/push |
230V | IP40

note horizontal and vertical mounting

● NOR LLW 32 *structure chrome/ PMMA*



95 WALL LED

LED board | diffused | 35W | 3300lm |
typ cri 83 | CCT 3000K | dimmable, DALI/push |
230V | IP40

note horizontal and vertical mounting

● NOR LLW 33 *structure chrome/ PMMA*

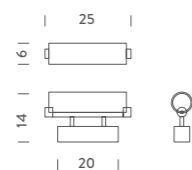
Norma 65 LED



25 WALL LED

LED board | diffused | 20W | CCT 3000K | 2000lm | typ cri 83 | 110/230V | IP40
note horizontal and vertical mounting

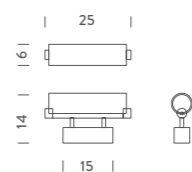
● NOR LLW 35 *structure chrome/ PMMA*



25 WALL HALO

R7s (114mm) | diffused | 250W | dimmable | 230V | IP40
note horizontal mounting only

● NOR HLW 31 *structure chrome/ Pyrex*



Norma 65 halo

CANNA NUDA

Piero Castiglioni, Roberto Menghi



Pendant or wall/ceiling lighting fixtures realized with a satin nickel metal structure connected with a sanded glass cylinder. Available in different lengths. LED and halogen versions available.

Lampade a sospensione o da soffitto/parete, composte da un cilindro in vetro sabbato applicato ad una struttura di metallo satinato e nickelato. Disponibili in diverse lunghezze, in versione LED ed alogena.

Suspension, plafonnier/applique, composé d'un cylindre en verre sablé appliqué à une structure en métal nickel satiné. Disponible en différentes dimensions, versions sources LED ou halogènes.

Decken- und Wandleuchte. Zylinder aus satiniertem Glas, Struktur aus vernickeltem satiniertem Metall. Lieferbar in verschiedenen Längen, LED und Halogen.

Canna Nuda Ceiling at Grand Théâtre de Provence, Aix en Provence, Gregotti associates

PENDANT LED/HALO

G9 | diffused | 75W | dimmable, according to bulb | 110/230V | *note* LED version with kit G9 LED NEMO (p.409), cable length 3m

L50cm

● CAN HSW 51 *structure* satin nickel

L75cm

● CAN HSW 52 *structure* satin nickel

CEILING/WALL LED/HALO

G9 | diffused | 75W | dimmable, according to bulb | 110/230V |

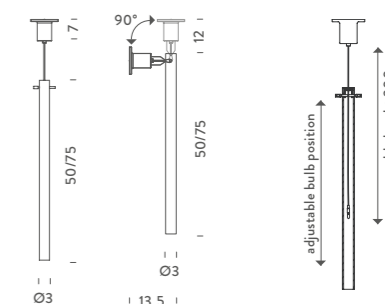
note LED version with kit G9 LED NEMO (p.409)

L50cm

● CAN HSW 41 *structure* satin nickel

L75cm

● CAN HSW 42 *structure* satin nickel



360 —

SIRIUS

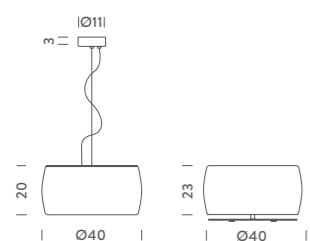
Carlo Colombo

Table and pendant lamp, widespread light. Diffuser in opal white triplex blown glass. Structure in shiny polished die-casted aluminium. Table version with a nickeled steel base. Dimmable. NEMO G9 Kit LED on request.

Lampada da tavolo e a sospensione a luce diffusa. Diffusore in vetro soffiato triplex bianco opale, struttura centrale in alluminio pressofuso spazzolato lucido e, nella versione da tavolo, base in acciaio nichelato. Dimmerabile. Kit G9 LED NEMO a richiesta.

Lampe de table et suspension à lumière diffuse. Diffuseur en verre soufflé triplex blanc opalin. Structure centrale en aluminium moulé brossé. Pour la lampe de table, base en acier nickel. Dimmable. Kit G9 LED NEMO sur demande.

Tisch-und Pendelleuchte mit diffuser Lichtausstrahlung. Diffusor aus geblasenem opalweißem Triplexglas. Zentrale Struktur aus glänzend poliertem Aluminium. Die Tischleuchte mit vernickelter Basis aus Stahl. Dimmbar. Wir empfehlen das NEMO G9-Set LED.



HALO/LED

Halopin G9 QT-14 | diffused | 6x40W |
dimmable | 230V

note table dimmer on cable, LED version with kit
G9 LED NEMO (p.409), cable length max 1,5m
note pendant metal cable length 3m, electrical
cable length 3m

Table

● SIR HLW 12 structure nickel

Pendant

● SIR HLW 51 structure nickel





DONNA

Stefano Marcato



Floor, table and pendant lamps, widespread output. Steel structure and duplex blown glass diffuser. Matt nickel structure, opal white glass. Lux version (table and floor) with chromed structure, black base and glass or chromed structure, white base and glass. Dimmable (lux minor excluded). Fluorescent, LED and halogen sources with E27 socket.

Famiglia di lampade da terra, da tavolo e a sospensione a luce diffusa, con struttura in acciaio e diffusore in vetro soffiato duplex. La struttura è nichelata satinata, il vetro bianco opalino. La versione lux (tavolo e terra) ha struttura cromata, base nera e vetro nero, oppure struttura cromata, base bianca e vetro bianco. Dimmerabile (esclusa lux minor). L'attacco E27 permette l'utilizzo di sorgenti fluorescenti, LED e alogene.

Famille de lampadaire, lampe de table et suspension, avec lumière diffuse. Structure en acier. Diffuseur en verre soufflé duplex. Structure en nickel satiné, verre blanc opalin. Version lux (table et lampadaire) avec structure chromée, base noire et verre noir ou structure chromée, base blanche et diffusor blanc opalin. Dimmable (à l'exception de la lux minor). Le culot E27 permet l'utilisation de lampes fluorescentes, LED ou halogènes.

Leuchtenfamilie bestehend aus Steh-, Tisch- und Pendelleuchte mit diffuser Lichtausstrahlung. Struktur aus vernickeltem und satiniertem Stahl. Diffusor aus geblasenem opalweißem Duplex-Glas. Die LUX-Versionen (Steh- und Tischleuchten) haben eine verchromte Struktur mit schwarzem Fuß und schwarzem Glas oder mit weißem Fuß und opalweißem Glas. Fußdimmer (außer der MINOR LUX-Version). E27- Sockel für Bestückung mit Kompaktleuchtstoff-, LED- oder Halogenlampen.



Donna Table Lux black



Donna Table Minor Lux white

FLOOR E27 FLUO/LED/HALO

E27 A60 | diffused | 200W | dimmable,
according to the bulb | 230V

Standard

○ ○ ○ DON ESW 21
glass/stem/base white/satin/satin
Lux

○ ○ ○ DLU EHW 21
glass/stem/base white/chrome/white

● ● ● DLU EHN 21
glass/stem/base black/chrome/black

Lettura
○ ○ ○ DON ESW 22
glass/stem/base white/satin/satin

TABLE E27 FLUO/LED/HALO

E27 A60 | diffused | 100W | chromed versions
dimmable, according to the bulb | 230V | switch
on cable

Standard

○ ○ ○ DOM ESW 11 glass/stem/base white/
satin/satin
Lux

○ ○ ○ DLU EHW 13 glass/stem/base white/
chrome/white

● ● ● DLU EHN 13 glass/stem/base black/
chrome/black

TABLE MINOR E14 FLUO/HALO

E14 P45 | diffused | 60W | chromed versions
dimmable, according to the bulb | 230V | switch
on cable

Standard

○ ○ ○ DON ESW 11
glass/stem/base white/satin/satin
Lux

○ ○ ○ DLU EHW 11
glass/stem/base white/chrome/white

● ● ● DLU EHN 11
glass/stem/base black/chrome/black

PENDANT E27 FLUO/HALO

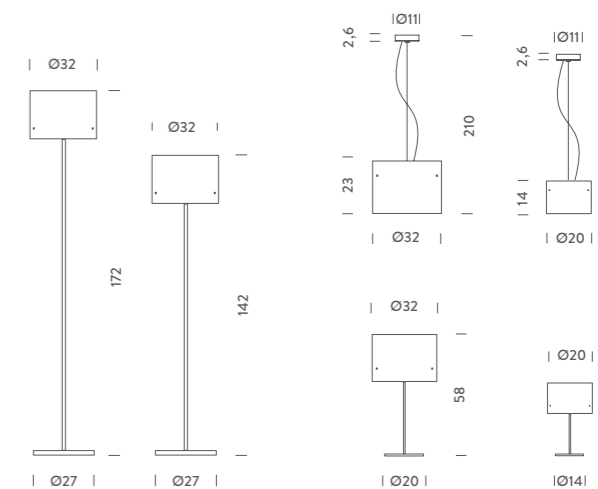
E27 A60 | diffused | 150W | dimmable,
according to the bulb | 230V
note cable length max 2m

○ DON ESW 51 structure white
● DON ESN 51 structure black

PENDANT MINOR E14 FLUO/HALO

E14 P45 | diffused | 60W | dimmable,
according to the bulb | 230V
note cable length max 2m

○ DON ESW 52 structure white
● DON ESN 52 structure black



CALLA

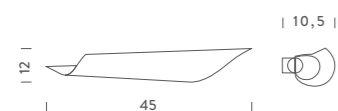
Ilaria Marelli

Wall lamp made with a one-piece curved opal white glass for a widespread and homogeneous light output. Wall mount only.

Lampada da parete realizzata in un unico foglio di vetro curvato bianco opalino per una luce omogenea diffusa. Montaggio esclusivamente a parete.

Applique réalisée en une seule feuille de verre opale blanc incurvé pour une lumière homogène et diffuse. Montage exclusivement à mur.

Wandleuchte mit opalweißem gebogenem Glas für ein homogenes diffuses Licht. Montage nur an der Wand.



WALL HALO

R7s (75mm) | diffused | 100W | dimmable | 230V

● CAL HWW 31 *structure* chrome



THUBAN

Hannes Wettstein

Reading and table light, widespread and comfortable light output. Body in polished chrome steel, diffuser in opal white blown glass, cable covered with red or white/black fabric. Dimmer with four pre-set positions.

Lampada da lettura e da tavolo, dalla luce diffusa e confortevole. La struttura è in acciaio cromato lucido, il paralume in vetro soffiato bianco opalino e il cavo è rivestito in tessuto rosso o bicolore bianco/nero. Dimmer a quattro livelli predefiniti.

Lampe de lecture et table, lumière diffuse et confortable. Structure en acier chromé, diffuseur en verre soufflé blanc opalin, câble revêtu en tissu rouge ou bicolore noir/blanc. Dimmer à quatre niveaux.

Steh- und Tischleuchte. Diffuse Lichtausstrahlung. Struktur aus glänzend verchromtem Stahl. Diffusor aus mundgeblasenem opalweißem Glas. Kabel mit Textilbezug in rot oder schwarz-weiß. 4-stufige Lichtregulierung.

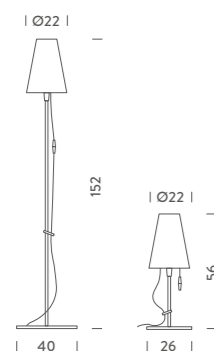


TABLE FLUO/HALO/LED

E27, A60 | diffused | 100W | switch on board | 230V

- ○ THU EHW 11 *struct. chrome cable black/white*
- ○ THU EHW 11 *struct. chrome cable red*

FLOOR E27 FLUO/HALO/LED

E27, A60 | diffused | 150W |
dimmmable according to bulb | 230V

- ○ THU EHW 21 *struct. chrome cable black/white*
- ○ THU ERW 21 *struct. chrome cable red*



CONSTELLATION

Jehs+Laub



Wall and ceiling lamp. Widespread light, ideal for general illumination. Constellation features a EN AB 46100 die-casted aluminium body and PBT self extinguishing base (rating: UL-94 5-VB, thickness: 1.6 mm). The diffuser is in moulded glass, with internal prismatic surface. The body and the base are joined by a die-casted aluminium hinge. In the outdoor version the body and base are sealed by means of stainless steel bolts (protection rating: IP55). The body of Constellation outdoor is available in grey.

Lampada da parete e da soffitto con luce diffusa adatta all'illuminazione generale. Corpo in alluminio pressofuso EN AB 46100 e base in PBT autoestinguente (grado UL- 94 5-VB, spessore 1,6 mm). Diffusore in vetro stampato con superficie interna prismaticata. Nella versione outdoor corpo e base sono chiusi a tenuta stagna mediante viti in acciaio inox (grado di protezione IP55). Corpo grigio.

Applique et plafonnier. Émission diffuse, idéale pour l'éclairage général. Corps en aluminium moulé en EN AB 46100, base en PBT avec aptitude à l'extinction (degré UL-94 5-VB, épaisseur 1,6 mm). Diffuseur en verre pressé avec surface interne prismatique. Corps et base reliés par une charnière en aluminium moulé avec des vis en acier inox (degré de protection IP55). Corps gris.

Wand- und Deckenleuchte Diffuse Austrahlung zur Allgemeinbeleuchtung. Constellation besteht aus einem Gehäuse aus Aluminiumdruckguß in EN AB 46100 Legierung und einer Montageplatte aus selbstverlöschendem PBT (Grad UL-94 5-VB, 1,6 mm Stärke). Der Diffusor besteht aus Preßglas mit prismatischer Innenoberfläche. Gehäuse und Untergestell werden durch ein Gelenk aus Aluminiumdruckguß verbunden. In der Outdoor- Version sind Gehäuse und Montagplatte wasserfest (Schutzklasse IP55) durch Edelstahlschrauben verschlossen. Nur in grau lieferbar.

Constellation indoor polished



INDOOR WALL/CEILING



LED Ø17

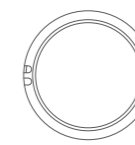
LED board | diffused | 16W | 2560lm | typ cri 80 | CCT 3000K | dimmable TRIAC | 115/230V

- LC1 ILG 32 structure aluminium
- LC1 ILL 32 structure polished
- LC1 ILD 32 structure grey

FLUO/LED/HALO Ø17

E14 P45 | diffused | 60W | IP 53 | 230V | dimmable

- LC1 IEG 32 structure aluminium
- LC1 IEL 32 structure polished
- LC1 IED 32 structure grey



LED Ø27

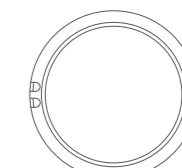
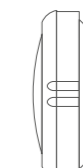
LED board | diffused | 16W | 2560lm | typ cri 80 | CCT 3000K | dimmable TRIAC | 115/230V

- LC2 ILG 32 structure aluminium
- LC2 ILL 32 structure polished
- LC2 ILD 32 structure grey

FLUO/LED/HALO Ø27

E27 A60 | diffused | 75W | IP 53 | 230V | dimmable

- LC2 IEG 32 structure aluminium
- LC2 IEL 32 structure polished
- LC2 IED 32 structure grey



FLUO/LED/HALO Ø37

E27 A60 | diffused | 2x75W | IP 53 | 230V | dimmable

- LC3 DEG 32 structure aluminium
- LC3 DEL 32 structure polished
- LC3 DED 32 structure grey

OUTDOOR WALL/CEILING



LED Ø17

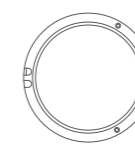
LED board | diffused | 16W | 2560lm | typ cri 80 | CCT 3000K | dimmable TRIAC | 115/230V | IP 55

- LC1 OLD 32 structure grey

FLUO/LED/HALO Ø17

E14 P45 | diffused | 60W | IP 55 | 230V | dimmable

- LC1 OED 32 structure grey



LED Ø27

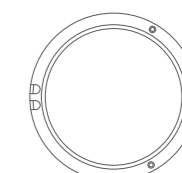
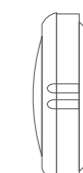
LED board | diffused | 16W | 2560lm | typ cri 80 | CCT 3000K | dimmable TRIAC | 115/230V | IP 55

- LC2 OLD 32 structure grey

FLUO/LED/HALO Ø27

E14 A60 | diffused | 75W | IP 55 | 230V | dimmable

- LC2 OED 32 structure grey



FLUO/LED/HALO Ø37

E27 A60 | diffused | 2x75W | IP 55 | 230V | dimmable

- LC3 OED 32 structure grey

Constellation outdoor grey

AQUARIUS

Mario Barbaglia, Marco Colombo

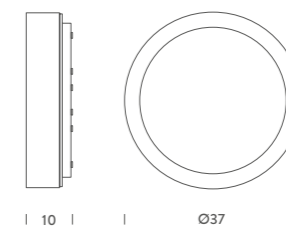
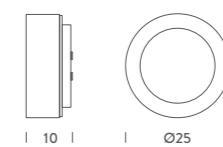
Sealed lamp for indoor and outdoor, wall or ceiling mount. In addition to producing direct light, Aquarius is characterised by a secondary light output which can be projected onto the ceiling or wall, slightly tinted according to the colour of the body. Diffuser in moulded glass with prismatic surface. Structure painted in grey epoxy-coated steel, anthracite or in chromed brass. Rear diffuser in moulded transparent polycarbonate. Suitable for installation on normally inflammable surfaces.

Lampada stagna per interno ed esterno, a parete e a soffitto. Aquarius ha un'emissione principale indiretta ed una secondaria sul soffitto e sulla parete. Diffusore in vetro stampato prismaticizzato e struttura metallica in acciaio verniciato a polvere di colore grigio, antracite o in ottone cromato. Il diffusore posteriore è in policarbonato stampato trasparente. Può essere montata anche su superfici incombustibili.

Lampe pour intérieur et extérieur, applique ou plafonnier. Aquarius produit une lumière principale directe et une lumière secondaire sur la paroi ou le plafond. Diffuseur en verre moulé et prismatique. Partie métallique en acier peint gris, anthracite ou en laiton chromé. Diffuseur postérieur en polycarbonate transparent. Peut être montée aussi sur surface inflammable.

Wasserdichte Wand- und Deckenleuchte für den Innen- und Aussenbereich. Montage auf entflammbaren Oberflächen möglich. Neben der direkten Ausstrahlung hat Aquarius eine sekundäre Ausstrahlung gegen die Wand oder Decke. Diffusor aus Pressglas mit prismatischer Innenoberfläche. Struktur aus Stahl grau oder anthrazit pulverlackiert oder Messing verchromt. Hinterer Diffusor aus transparentem Polycarbonat.





INDOOR WALL/CEILING

AQUARIUS LED

LED board | diffused | 16W | CCT 3000K | 2560lm | dimmable TRIAC | typ cri 80 | 115/230V

- AQU LDW 31 structure grey
- AQU LDH 31 structure chrome

AQUARIUS MAJOR LED

LED board | diffused | 16W | CCT 3000K | 2560lm | TRIAC | typ cri 80 | 115/230V

- AQU LDW 32 structure grey
- AQU LDH 32 structure chrome
- AQU LDX 32 structure anthracite

OUTDOOR WALL/CEILING

AQUARIUS E27 FLUO/LED/HALO

E27 A60 | diffused+courtesy | 75W | 230V | IP55

- AQU EDW 31 structure grey
- AQU EDH 31 structure chrome

AQUARIUS MAJOR E27 FLUO/LED/HALO

E27 A60 | diffused+courtesy | 3x40W | 230V | IP55


- AQU EDW 32 structure grey
- AQU EDH 32 structure chrome
- AQU EDX 32 structure anthracite

AQUARIUS EMERGENCY FLUO

G24q-2 TC-TEL | diffused+courtesy | 2x18W | 230V | IP55

- AQU PDW 32 structure grey
- AQU PDH 32 structure chrome
- AQU PDX 32 structure anthracite

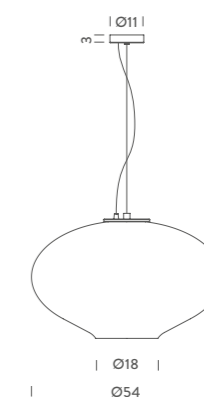
Aquarius 37 E27 grey



380 —

ANITA

Mario Barbaglia



Large pendant lamp in triplex blown glass, opal white, with a widespread light. Particulars in chromed metal.

Grande sospensione in vetro soffiato triplex bianco opale, per una luce diffusa. Dettagli metallici cromati.

Suspension en verre soufflé opalin triplex, pour une lumière diffuse. Parties métalliques chromées.

Große Pendelleuchte aus geblasenem Triplex-Opalglas. Direkte diffuse Lichtstreuung. Metallteile verchromt.

E27 FLUO/LED/HALO

E27 A60/QT-32 | diffused | 150/250W | dimmable
according to bulb | 230V
note cable length max 2,5m

● ANI EHW 51 structure chrome

LUNA

Federico De Majo

Wall and ceiling lamp, widespread light. Transparent blown glass with opal inner part. Wall support in white aluminium.

Lampada da parete e soffitto a luce diffusa in vetro soffiato trasparente con interno opale. Supporto a parete in alluminio bianco.

Applique et plafonnier, avec émission de lumière diffuse, en verre soufflé transparent avec partie intérieure opaline. Support mural en métal blanc.

Wand- und Deckenleuchte aus mundgeblasenem transparentem Glas mit Diffusor innen aus Opalglas. Basis aus weiß lackiertem Aluminium. Diffuse Lichtausstrahlung.



WALL CEILING
Ø32 LED

LED board | diffused | 8W | 1000lm | typ cri 92 |
CCT 2700K | 230V

● LLN LDW 31 *structure white*

WALL CEILING
Ø40 FLUO/HALO/LED

E27 A60 | diffused | 2x75W | dimmable TRIAC |
230V

● LLN EDW 32 *structure white*

WALL CEILING
Ø32 FLUO/HALO/LED

E27 A60 | diffused | 100W | dimmable TRIAC |
230V

● LLN EDW 31 *structure white*

WALL CEILING
Ø50 FLUO/HALO/LED

E27 A60 | diffused | 2x75W | dimmable TRIAC |
230V

● LLN EDW 33 *structure white*



ASTEROIDE

Pendant lamp in triplex blown glass, opal matt white. Metal parts chromed or painted in white.

Lampada a sospensione in vetro soffiato triplex, bianco opale satinato, con parti metalliche cromate o verniciate bianche.

Suspension en verre soufflé triplex, blanc opalin satiné. Parties métalliques chromées ou peintes en blanc.

Pendelleuchte aus geblasenem opalweißem Triplex-Glas, weiße oder verchromte Metallteile. In den Durchmessern 30, 40 und 50cm lieferbar.

PENDANT Ø30 FLUO/LED/HALO

E27 A60 | diffused | 100W | 230V
note cable length max 1,5m

- AST EHC 52 *structure chrome*
- AST EWC 52 *structure white*

PENDANT Ø40 FLUO/LED/HALO

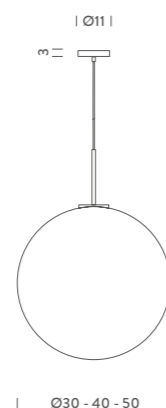
E27 A60 | diffused | 150W | 230V
note cable length max 1,5m

- AST EHC 53 *structure chrome*
- AST EWC 53 *structure white*

PENDANT Ø50 FLUO/LED/HALO

E27 A60 | diffused | 150W | 230V
note cable length max 1,5m

- AST EHC 54 *structure chrome*
 - AST EWC 54 *structure white*
-



JESOLO

Wall and ceiling lamp, with opal blown glass diffuser. The glass twists and locks into place. Base in epoxy-coated white metal with chromed ring (Jesolo Twist/Plus), or in white polycarbonate (Jesolo C2). LED version available for diameter 30/37cm.

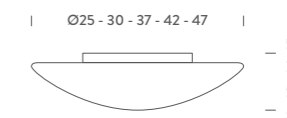
Lampada da parete e da soffitto, con diffusore in vetro soffiato opalino, con attacco a baionetta in metallo verniciato a polvere bianca con anello cromato (Jesolo Twist/Plus), oppure base in polycarbonato bianco (Jesolo C2). Disponibile versione LED per il diametro 30/37cm.

Applique et plafonnier, avec diffuseur en verre soufflé opalin. Système de fixation du verre à baïonnette. Base en métal peint blanc avec anneau chromé (Jesolo Twist/Plus) ou base en polycarbonate blanc (Jesolo C2). Version LED disponible pour Ø30/37cm.

Wand- und Deckenleuchte mit Diffusor aus geblasenem opalweißem Glas. Basis aus weiß pulverlackiertem Metall mit verchromtem Ring (Jesolo Twist/plus). Bajonettfassung, oder mit Basis aus weißem Polycarbonat (Jesolo C2). Neue LED-Version für die Durchmesser 30/37cm lieferbar.



Architect Jurate Raguckienev - Private residence in Kaunas Lithuania



WALL/CEILING
TWIST FLUO/LED/HALO Ø25

E27 A60 | diffused | 60/11W | 230V

JET EHW 42 *structure white*

WALL/CEILING
TWIST FLUO/LED/HALO Ø30

E27 A60 | diffused | 100/15W | 230V

JET EHW 43 *structure white*

WALL/CEILING
C2 FLUO/LED/HALO Ø30

E27 A60 | diffused | 100W | 230V

JE2 EWW 42 *structure white*

WALL/CEILING
TWIST FLUO/LED/HALO Ø37

E27 A60 | diffused | 2x60/20W | 230V

JET EHW 44 *structure white*

WALL/CEILING
C2 FLUO/LED/HALO Ø37

E27 A60 | diffused | 2x60W | 230V

JE2 EWW 43 *structure white*

WALL/CEILING
TWIST FLUO/LED/HALO Ø42

E27 A60 | diffused | 2x60/20W | 230V

JET EHW 45 *structure white*

WALL/CEILING
LED Ø30

LED board | diffused | 8W | 1000lm | typ cri 92 | CCT 2700K | 230V

JET LHW 43 *structure white*

WALL/CEILING
C2 FLUO/LED/HALO Ø42

E27 A60 | diffused | 2x60W | 230V

JE2 EWW 44 *structure white*

WALL/CEILING
TWIST FLUO/LED/HALO Ø47

E27 A60 | diffused | 2x75/20W | 230V

JET EHW 47 *structure white*

WALL/CEILING
LED Ø37

LED board | diffused | 16W | 2000lm | typ cri 92 | CCT 2700K | 230V

JET LHW 44 *structure white*

WALL/CEILING
C2 FLUO/LED/HALO Ø47

E27 A60 | diffused | 2x75W | 230V

JE2 EWW 45 *structure white*

WALL/CEILING
TWIST FLUO/LED/HALO Ø47

E27 A60 | diffused | 3x60/20W | 230V

JET EHW 48 *structure white*

VELA

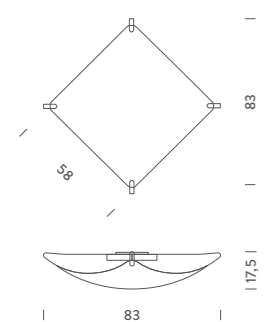
Stefano Marcato

Wall and ceiling lamp, widespread and ambient light output. Opal white glass diffuser, chromed brass holders. Suitable for installation on normally inflammable surfaces.

Lampada da parete e da soffitto, in vetro diffondente bianco opalino e supporti in ottone cromato per una luce diffusa d'ambiente. Montabile anche su superfici incombustibili.

Applique et plafonnier à lumière diffuse. Diffuseur en verre blanc opalin. Supports en laiton chromé. Peut être montée aussi sur surface inflammable.

Wand- und Deckenleuchte. Diffusor aus opalweißem Glas. Halterungen aus verchromtem Messing. Diffuse Lichtstreuung. Montage auf entflammaren Oberflächen möglich.



VELA WALL/CEILING MAJOR LED/HALO/FLUO

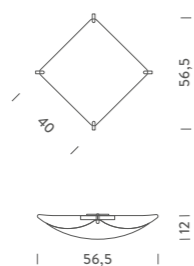
E27 A60 | diffused | 2x100W | dimmable, according to bulb | 230V

● VEM EWW 31 structure chrome

VELA WALL/CEILING MAJOR HALO

R7s (114mm) | diffused | 300W | 230V

● VEM HWW 31 structure chrome



VELA WALL/CEILING HALO

R7s (114mm) | diffused | 200W | 230V

● VEL HWW 31 structure chrome

VELA WALL/CEILING LED/HALO/FLUO

E27 A60 | diffused | 2x100W | dimmable, according to bulb | 230V

● VEL EWW 31 structure chrome



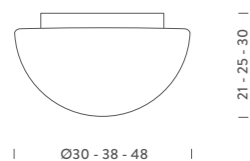
RIVIERA

Ceiling lamp. The glass twists and locks into place. Diffuser in opal blown glass and base in white epoxy-coated metal.

Lampada da soffitto con attacco a baionetta, diffusore in vetro soffiato opalino e base in metallo verniciato a polvere bianca.

Plafonnier, avec système de fixation du verre à baïonnette. Diffuseur en verre soufflé opalin et base en métal verni époxy blanc.

Deckenleuchte aus geblasenem satiniertem Triplex-Opalglas. Basis aus weiß pulverlackiertem Metall.



WALL/CEILING
Ø30 TWIST E27 FLUO/LED/HALO

E27 A60 | diffused | 2x75W | 230V | dimmable
according to bulb

○ RII EWW 42 *structure white*

WALL/CEILING
Ø38 TWIST E27 FLUO/LED/HALO

E27 A60 | diffused | 2x75W | 230V | dimmable
according to bulb

○ RII EWW 43 *structure white*

WALL/CEILING
Ø48 TWIST E27 FLUO/LED/HALO

E27 A60 | diffused | 3x60W | 230V | dimmable
according to bulb

○ RII EWW 44 *structure white*



KRIS / KRIS KRIS

Wall and ceiling lamp, with diffuser in opal blown glass and base in white epoxy-coated metal. Kris with two cuttings in the glass for a direct and widespread lighting. LED version available for Ø30cm.

Lampada da parete e da soffitto, con diffusore in vetro soffiato opalino e base in metallo verniciata a polvere bianca. Kris ha due tagli nel vetro per un'illuminazione diretta e non solo diffusa. Disponibile versione LED per il Ø30cm.

Applique et plafonnier, avec diffuseur en verre soufflé opalin et base en métal verni epoxy blanc. Kris a deux découpes dans le verre pour l'éclairage direct et indirect. Version LED disponible pour Ø30cm.

Wandleuchte KRIS (offen) und KRIS KRIS (geschlossen) aus geblasenem satiniertem Triplex-Opalglas. Basis aus weiß pulverlackiertem Metall. Neue LED-Version ø 30 cm lieferbar.

KRIS WALL/CEILING LED Ø30

LED board | diffused | 8W | 1000lm | typ cri 80 |
CCT 2700K | 230V

JES LWW 31 *structure white*

KRIS KRIS WALL/CEILING LED Ø30

LED board | diffused | 8W | 1000lm | typ cri 80 |
CCT 2700K | 230V

JEB LWW 31 *structure white*

KRIS WALL/CEILING Ø30 E27 FLUO/LED/HALO

E27 A60 | diffused | 100W | 230V | dimmable
according to bulb

JES EWW 31 *structure white*

KRIS KRIS WALL/CEILING Ø30 E27 FLUO/LED/HALO

E27 A60 | diffused | 100W | 230V | dimmable
according to bulb

JEB EWW 31 *structure white*

KRIS WALL/CEILING Ø37 E27 FLUO/HALO

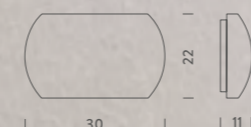
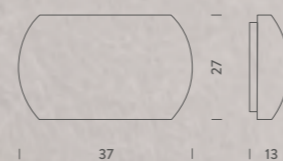
E27 A60 | diffused | 2x75W | 230V | dimmable
according to bulb

JES EWW 32 *structure white*

KRIS KRIS WALL/CEILING Ø37 E27 FLUO/HALO

E27 A60 | diffused | 100W | 230V | dimmable
according to bulb

JEB EWW 32 *structure white*



QUADRA

Wall and ceiling lamp, with diffuser in opal blown glass and base in white epoxy-coated metal. LED version available for Ø20/25cm.

Lampada da parete e da soffitto, con diffusore in vetro soffiato opalino e base in metallo verniciato a polvere bianca. Disponibile versione LED per il diametro Ø20/25cm.

Applique et plafonnier, avec diffuseur en verre soufflé opalin et base en métal verni époxy blanc. Version LED disponible pour Ø20/25cm.

Wand- und Deckenleuchte aus geblasenem satiniertem Triplex-Opalglas. Basis aus weiß pulverlackiertem Metall. LED-Version für die Durchmesser Ø20/25cm lieferbar.

WALL/CEILING LED 20X20

LED board | diffused | 8W | 1000lm | typ cri 80 |
CCT 2700K | 230V

QUA LWW 41 *structure white*

WALL/CEILING E27 FLUO/HALO 20X20

E27 A60 | diffused | 75W | dimmable,
according to bulb | 230V

QUA EWW 41 *structure white*

WALL/CEILING LED 25X25

LED board | diffused | 8W | 1000lm | typ cri 80 |
CCT 2700K | 230V

QUA LWW 42 *structure white*

WALL/CEILING E27 FLUO/HALO 25X25

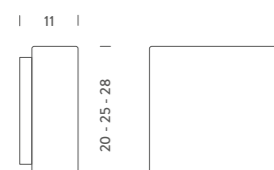
E27 A60 | diffused | 100W | dimmable,
according to bulb | 230V

QUA EWW 42 *structure white*

WALL/CEILING E27 FLUO/HALO 28X28

E27 A60 | diffused | 2x60W | dimmable,
according to bulb | 230V

QUA EWW 43 *structure white*



ASIA

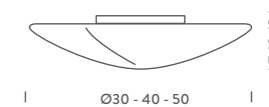


Wall and ceiling lamp, with diffuser in opal blown glass and base in white epoxy-coated metal.

Lampada da parete e da soffitto, con diffusore in vetro soffiato opalino e base in metallo verniciato a polvere bianca.

Applique et plafonnier, avec diffuseur en verre soufflé opalin et base en métal verni époxy blanc.

Wand- und Deckenleuchte aus geblasenem satiniertem Triplex-Opalglas. Basis aus weiß pulverlackiertem Metall.



WALL/CEILING Ø30
E27 FLUO/HALO

E27 A60 | diffused | 100W | 230V

○ ASI EWW 41 *structure white*

WALL/CEILING Ø40
E27 FLUO/LED/HALO

E27 A60 | diffused | 2x75W | 230V

○ ASI EWW 42 *structure white*

WALL/CEILING Ø50
E27 FLUO/LED/HALO

E27 A60 | diffused | 2x75W | 230V

○ ASI EWW 43 *structure white*

400 —

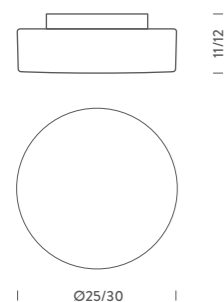
LIDO

Wall and ceiling lamp, with diffuser in opal blown glass and base in white epoxy-coated metal. LED version available for Ø25/30cm.

Lampada da parete e da soffitto, con diffusore in vetro soffiato opalino e base in metallo verniciato a polvere bianca. Disponibile versione LED per il diametro Ø25/30cm.

Applique et plafonnier, avec diffuseur en verre soufflé opalin et base en métal verni époxy blanc. Version LED disponible pour Ø25/30cm.

Wand- und Deckenleuchte aus geblasenem satiniertem Triplex-Opalglas. Basis aus weiß pulverlackiertem Metall. LED-Version für die Durchmesser Ø25/30cm lieferbar.



WALL/CEILING LED Ø25

LED board | diffused | 8W | 1000lm | typ cri 80 |
CCT 2700K | 230V

LID LWW 41 *structure white*

WALL/CEILING Ø25 E27 FLUO/LED/HALO

E27 A60 | diffused | 75W | dimmable,
according to bulb | 230V

LID EWW 41 *structure white*

WALL/CEILING LED Ø30

LED board | diffused | 8W | 1000lm | typ cri 80 |
CCT 2700K | 230V

LID LWW 42 *structure white*

WALL/CEILING Ø30 E27 FLUO/LED/HALO

E27 A60 | diffused | 100W | dimmable,
according to bulb | 230V

LID EWW 42 *structure white*



MAGA



Pendant and wall/ceiling lamp with diffuser in opal blown glass. Spring transparent plastic fixing or chromed wall fixing.

Sospensione e parete/soffitto con diffusore in vetro soffiato opalino. Attacco plastico trasparente a molla o attacco a parete cromato.

Suspension et applique, avec diffuseur en verre soufflé opalin et système de fixation plastique transparent ou système avec support mural chrome.

Kleine Pendel-, Wand- und Deckenleuchte aus geblasenem Opalglas mit transparenter Feder-Halterung. Wandversion mit verchromter Wandhalterung.

E27 FLUO/LED/HALO

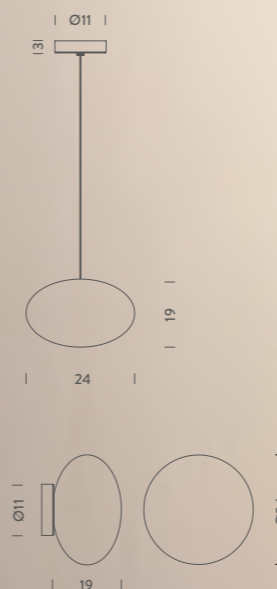
E27 | diffused | 100W | 230V
note cable length max 1,5m

Pendant

○ MGA EWW 51 *structure white*

Wall/Ceiling

○ MGA EWW 31 *structure white*



404 —

QUARTO

Wall lamp with diffuser in opal blown glass and base in white epoxy-coated metal.

Lampada da parete con diffusore in vetro soffiato opalino e base in metallo verniciato a polvere bianca.

Applique avec diffuseur en verre soufflé opalin et base en métal verni époxy blanc.

Wandleuchte aus geblasenem satiniertem Triplex- Opalglas. Basis aus weiß pulverlackiertem Metall.



WALL
E27 FLUO/LED/HALO

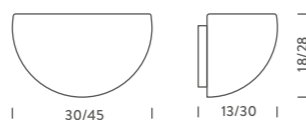
E27 A60 | diffused | 60W / 2x60W | dimmable,
according to bulb | 230V | IP 40

Ø30

○ QUT EWW 31 structure white

Ø45

○ QUT EWW 32 structure white



ASCOT



Wall lamp with diffuser in opal blown glass and base in white epoxy-coated metal.

Lampada da parete, con diffusore in vetro soffiato opalino e base in metallo verniciato a polvere bianca.

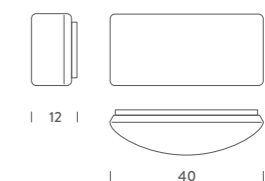
Applique avec diffuseur en verre soufflé opalin et base en métal verni époxy blanc.

Wandleuchte aus geblasenem satiniertem Triplex-Opalglas. Basis aus weiß pulverlackiertem Metall oder verchromt.

WALL
E27 FLUO/LED/HALO

2xE27 | diffused | 2x75W | 230V | IP 40 | dimmable,
according to bulb

○ ASC EWW 31 *structure white*



GENERAL INFORMATION

NEMO products are designed and manufactured in compliance with EN 60598-1 norms. Dimensions are indicated in centimetres. Luminaires are normally supplied without light sources, except when otherwise indicated. Products with anodized finishes could show different colour shades due to the industrial galvanic process. Shades have to be considered as aesthetic elements of the product. Polishing process is hand-made. Shades are therefore due to this manual process. Dimensions of products made with deformations of extrusions could be subject to changes of ± 1 cm. As blown glass is produced by traditional craft techniques, its thickness, colour and finish are subject to variations, a feature that makes each piece unique. NEMO reserves the right to make any technical or formal alterations to its products without giving prior notice, especially for LED sources. Information concerning luminous flux/power consumption are expressed in nominal values. Effective data are indicated in the technical sheets available on the website. WARRANTY Conditions are indicated in a tag attached to each luminaire. When a certain lamp is supplied with the bulb, the same shall be seen as a pure service to the customer. The cost of the bulb is not included in the price of the product and therefore NEMO shall not be held responsible for any replacement in case of malfunctioning of the bulb. In case of discrepancy between the information contained in the printed materials and the website, this latter shall prevail.

I prodotti NEMO sono costruiti secondo la norma EN 60598-1. Tutte le dimensioni sono espresse in centimetri. Le lampade sono generalmente fornite senza lampadina, salvo diverse indicazioni. Le istruzioni di montaggio e di manutenzione sono incluse negli imballi. Le indicazioni dei materiali, delle finiture e dei colori riguardano solo le principali parti visibili dei prodotti. I prodotti con finiture anodizzate possono mostrare differenti sfumature di colore che sono proprie del processo galvanico di finitura e sono da considerarsi come elementi estetici del prodotto. Il processo di spazzolatura per la lucidatura è realizzato a mano. Le sfumature sono pertanto proprie del processo manuale di lucidatura. Nei prodotti realizzati attraverso lavorazioni di deformazioni di estrusi, gli ingombri di massima possono subire variazioni in un range di ± 1 cm. I vetri soffiati, poiché sono prodotti artigianali, possono avere spessori,

colori e finiture variabili che ne costituiscono l'unicità. NEMO si riserva di apportare qualsiasi modifica tecnica o formale senza preavviso, soprattutto per quanto concerne le sorgenti LED. I dati relativi ai flussi luminosi, ai consumi ed alle potenze si riferiscono a valori nominali. I dati effettivi sono indicati nelle curve fotometriche e nelle schede disponibili sul sito. GARANZIA Le condizioni di garanzia sono precisate in un cartellino allegato ad ogni lampada. Alcune lampade vengono fornite con la sorgente che Nemo suggerisce per la miglior resa. Tale dotazione è da ritenersi esclusivamente come un servizio gratuito accessorio offerto al cliente. Il costo della sorgente non fa pertanto parte del prezzo della lampada. NEMO non sarà dunque responsabile di alcuna sostituzione o servizio post-vendita in caso di malfunzionamento. In caso di discrepanza delle informazioni tra documenti cartacei e sito web, prevalgono le informazioni del sito.

Les appareils d'éclairage NEMO sont construits selon les normes EN 60598-1. Toutes les dimensions sont en centimètres. Les appareils sont généralement sans ampoules, sauf indication contraire dans le tarif. Vous trouverez les instructions de montage et d'entretien dans les emballages. Les indications des matériaux, des finitions et des couleurs concernent seulement les principales parties visibles des appareils. Les produits avec des finitions anodisées peuvent montrer différentes nuances de couleur qui sont typiques du processus de finition galvanique et qui doivent être considérées comme des éléments typiquement esthétiques du produit. Le processus de brossage pour le polissage est fait main. Les différentes nuances de couleur sont donc typique du processus manuel de polissage. Dans les produits extrudés, les dimensions globales peuvent varier dans une plage de ± 1 cm. Les verres soufflés sont des produits artisanaux et en tant que tels ils sont caractérisés par des épaisseurs, des couleurs et des finitions variables. NEMO se réserve le droit de modifier ses produits sans préavis, en particulier en ce qui concerne les sources de LED. Les valeurs relatives aux flux lumineux, consommations et puissances correspondent aux valeurs nominales des sources. Les valeurs effectives sont indiquées dans les courbes photométriques et fiches techniques disponibles sur le site web. GARANTIE Les conditions de garantie sont indi-

quées dans une notice jointe à chaque lampe. Certaines lampes sont fournies avec la source que NEMO recommande afin d'obtenir le meilleur rendu. Cette fourniture est à prendre en compte exclusivement comme un service gratuit d'accessoire offert au client. Le coût de la source ne fait pas partie du prix de la lampe. NEMO ne sera donc pas tenu responsable d'éventuelle substitution ou après-vente en cas de mauvais fonctionnement. En cas d'informations différentes entre les catalogues et le site web, font foi celles du site web.

Alle Leuchten von NEMO sind nach den Normen EN 60598-1 konstruiert. Alle Maßangaben sind in Zentimetern. Die Leuchten werden generell ohne Leuchtmittel geliefert falls nicht anders angegeben. Zu jeder Leuchte sind die empfohlenen Anwendungsmöglichkeiten aufgeführt, Montage- und Wartungsanleitungen sind jeder Leuchte beige packt. In diesem Katalog angegebene Materialien, Ausführungen und Farben beziehen sich ausschließlich auf die deutlich sichtbaren Teile der Leuchten. Produkte mit eloxierten Oberflächen können unterschiedliche Schattierungen der Farbe aufweisen, die typisch für den galvanischen Prozess sind. Sie sind daher als ästhetisches Element des Produkts zu berücksichtigen. Die polierten Versionen werden von Hand Hochglanz poliert. Durch diesen manuellen Verarbeitungsprozess können Nuancen entstehen. Die angegebenen Masse können leicht variieren, besonders bei Produkten, die Verformungsprozessen unterliegen. Bei den geblasenen Gläsern können durch die handwerkliche Fertigung Wandstärken, Farben und Oberflächen leicht variieren. NEMO behält sich das Recht vor, technische oder formale Änderungen, insbesondere bei der LED-Bestückung, ohne Vorankündigung durchzuführen. GARANTIE Die Garantiebedingungen sind auf dem Kärtchen, das an jeder Leuchte angebracht ist, aufgeführt. Wenn eine Leuchte mit Glühbirne geliefert wird, gilt dies als reiner Service für den Kunden. Die Kosten der Glühbirne sind nicht im Preis des Produktes enthalten und daher ist Nemo im Falle einer Fehlfunktion der Glühlampe nicht für deren Ersatz verantwortlich. Die Angaben, die Lichtstromwerte, den Verbrauch und die Leistung betreffend, gelten als nominale Werte. Die tatsächliche Werte sind in den fotometrischen Abbildungen und in den Anleitungen auf der Webseite einsehbar.

NEMO G9 LED KIT



NEMO ha sviluppato, appositamente per i propri prodotti, una sorgente G9 LED dimmerabile, con emissione a 360° e dalle dimensioni ridotte. Il KIT G9 LED viene fornito in due differenti gradazioni di luce (2700K, 3000K), in un Kit da sei lampade.

NEMO developed, specifically for its products, a dimmable G9 LED source of small size, with a 360° emission. The G9 LED kit has two different color temperatures (2700K or 3000K). Kit of 6 bulbs.

2700K 220V

G9 LED | diffused, 360° | 2,2W | 200lm | typ cri 81 | 91lm/W | dimmable according to dimmer specification | 220V

LED D02 72

3000K 220V

G9 LED | diffused, 360° | 2,2W | 220lm | typ cri 81 | 100lm/W | dimmable according to dimmer specification | 220V

LED D03 02

2700K 120V

G9 LED | diffused, 360° | 2,2W | 220lm | typ cri 81 | 83lm/W | dimmable according to dimmer specification | 120V

LED D62 71

3000K 120V

G9 LED | diffused, 360° | 2,2W | 220lm | typ cri 81 | 93lm/W | dimmable according to dimmer specification | 120V

LED D63 01



ART DIRECTION

Valentina Folli

GRAPHIC DESIGN

Studio Valentina Folli

PHOTOS

Santi Caleca

Alexander Böhle Photo Production

Cesare Chimenti

Raffaele Cipolletta

Cube Photo Production

Pascal Hermans

Francesco Merlini

Isabella Paleari

Delfino Sisto Legnani

Max Rommel

Federico Villa

Nicola Zocchi

HYSTORICAL MATERIAL

Fondation Le Corbusier

Archives Charlotte Perriand

Fondazione Franco Albini

Fondazione Vico Magistretti

Kazuhide Takahama Archives

Gabriele Basilico archives

SPECIAL THANKS

Cappellini

Cassina

Molteni

B&B Italia

Alias

Danese

Minotti

Poliform

Lema

Frette

Hotel Bellariva

Giovanni Brioschi

PRINT

Stamperia Scrl

This document supersedes and updates all previous catalogues and publications in relation to the products listed here in.

Questa pubblicazione sostituisce ed aggiorna i precedenti cataloghi con riferimento ai prodotti elencati.