

Stiffel®

2015 EDITION



MADE IN AMERICA



REVISIONS INDICATED BY CIRCLED LETTERS	ITEM
UNLESS SPECIFIED TOLERANCES ARE	
FRACTIONAL DIMS $\pm 1/32"$	
DECIMAL DIMS $\pm .01$	
ANGLE	
SURFACE FINISH ± 10	
MATERIAL SPECS	
© 1980 THE STIFFEL COMPANY SERVED. THIS IS THE PROPERTY OF THE STIFFEL COMPANY AND MAY NOT BE REPRODUCED OR TRANSMITTED IN ANY FORM OR BY ANY MEANS, ELECTRONIC OR MECHANICAL, INCLUDING PHOTOCOPYING, RECORDING, OR BY ANY INFORMATION STORAGE AND RETRIEVAL SYSTEM, WITHOUT THE WRITTEN PERMISSION OF THE STIFFEL COMPANY.	

The Stiffel Difference

Many factors combine to make the Stiffel Difference: integrity of design, hand craftsmanship and use of the finest materials. Made in the USA, every Stiffel lamp is an original, created by talented designers and skilled artisans. A Stiffel lamp has a rare quality that transcends the strictly utilitarian and goes beyond the merely decorative.

The purchase of a Stiffel lamp is one of the finest investments you could make for your home. Of course, there is the obvious beauty and form of the piece, but that is just the beginning.

A Stiffel lamp is that exceptional creation born of a perfect balance between inspiration, design and integrity. A Stiffel lamp is a work of art.

To truly appreciate the beauty of a Stiffel lamp, one must take in each detail and consider the hours of expert craftsmanship that created it: the design, the carving, the finish. A close study reveals the distinguishing value of a Stiffel lamp. It takes dozens of precise steps to achieve this beauty that, in the end, satisfies the tastes and aesthetics of even the most discriminating.

Stiffel®




The Stiffel Difference

Many factors combine to make the Stiffel Difference: integrity of design, hand craftsmanship and use of the finest materials. Made in the USA, every Stiffel lamp is an original, created by talented designers and skilled artisans. A Stiffel lamp has a rare quality that transcends the strictly utilitarian and goes beyond the merely decorative.

The purchase of a Stiffel lamp is one of the finest investments you could make for your home. Of course, there is the obvious beauty and form of the piece, but that is just the beginning. A Stiffel lamp is a work of art.

To truly appreciate the beauty of a Stiffel lamp, one must take in each detail and consider the hours of expert craftsmanship that created it: the design, the carving, the finish. A close study reveals the distinguishing value of a Stiffel. It takes dozens of precise steps to achieve this beauty that, in the end, satisfies the tastes and aesthetics of even the most discriminating.



DESIGN

A Stiffel lamp begins with a vision. Each Stiffel lamp evolves from an original design created by our own artists. They take their inspirations from artifacts, architecture or works of art. New designs are scrutinized to insure that they will measure up to Stiffel's standards. Many of our designs are so unique, they are protected by copyrights.



MOLD MAKING

The artist's concepts are brought to life by skilled artisans in the mold making process. First, a three-dimensional plaster model is carefully created to serve as a prototype. Every detail is captured and every nuance is faithfully re-created in the model. From this, a relief-metal mold is made—a finely-crafted reproduction which is machined by hand to insure a flawless fit and appearance. After a cast-iron mold has been produced and thoroughly inspected, it can be released for initial production.



CASTING

Hand casting begins where a specially formulated molten metal alloy is poured by hand into the mold. Compare the weight of a Stiffel casting to any other lamp. Many of our competitors add weights to the bottom of their lamps to match the substance that is cast right into a Stiffel. Extraordinary effort is taken to assure that each casting is as close to perfect as possible. Craftsmen—many with more than 20 years of experience—take special pride in their work. When the castings are removed from the mold, the finish is still dull with a rough and grainy texture. Each piece must then be polished repeatedly to achieve the unique Stiffel finish.

POLISHING

Next, the casting seams are smoothed and design details are enhanced through a process called skiving. Many lamp makers consider this step unnecessary, but it is mandatory for a lamp that bears the Stiffel name. Once machined, each part is hand-polished to a radiant shine through a minimum of three polishing operations by skilled artisans.



PLATING

Castings are then taken through a special cleaning and plating process that is uniquely Stiffel. Further cleaning and etching prepares the parts for staining—a process that has been developed and refined over half a century. Some special finishes may require as many as twenty separate immersions in special baths and rinses. Traditional designs undergo a treatment where the brass is burnished to an antique patina. First the brass is thoroughly oxidized in special solutions, then hand-buffed to remove some of the antiquing, revealing the warm, natural beauty of the brass.



FINAL ASSEMBLY

Next, castings are assembled and a specially formulated lacquer is applied to preserve and protect the finish. Designs that require it are embellished and enhanced by hand antiquing—another detail that makes that “Stiffel Difference.”



FINISHING

The castings are then hand-finished in an operation known as “highlighting.” Using a soft-cloth buffing wheel and a special buffing compound—jeweler’s rouge, in some cases—a highly skilled craftsman carefully buffs the casting surface to create a rich, warm finish that is as durable as it is distinctive. Stiffel creates a finish that is untouched in the industry.



WIRING & TESTING

Each lamp is wired using only the finest of electrical components. A felt bottom is applied to prevent scratching. For a Stiffel lamp to leave the factory, it must pass the industry’s most rigorous standard for quality.

Traditional

Pages: 8-39



Transitional

Pages: 40-53



Contemporary

Pages: 54-63



Coastal Living

Pages: 64-69



Desk Lamps

Pages: 70-73




Retro

Pages: 74-77

Shades

Pages: 78-89



Traditional



Traditional



A
SWFL-N8063-N8330C-BB
Height 66"



B
FL-N8063-N8330C-BB
Height 64"



C
TL-N8330-BB
Height 31"

	SKU	Description	Finish	Height	Shade Fabric	Shade Size	Switch	Wattage
A	SWFL-N8063-N8330C-BB	Swing Arm Floor Lamp	Burnished Brass	66"	Off White Camelot	16x17x11	3 WAY	150 W MAX
B	FL-N8063-N8330C-BB	Floor Lamp	Burnished Brass	64"	Off White Camelot	17x18x12	3 WAY	150 W MAX
C	TL-N8330-BB	Table Lamp	Burnished Brass	31"	Off White Camelot	15x16x10	3 WAY	150 W MAX

Traditional



A
TL-6206-C422-SB
Height 29"



B TCH-1320-C422-SB
Height 70"



C FL-1320-C422-SB
Height 62"

	SKU	Description	Finish	Height	Shade Fabric	Shade Size	Switch	Wattage
A	TL-6206-C422-SB	Table Lamp	Satin Brass	29"	Off White Camelot	15x16x10	3 WAY	150 W MAX
B	TCH-1320-C422-SB	Torchiere Lamp	Satin Brass	70"	Opal Glass	15" W x 6" H	3 WAY	150 W Max
C	FL-1320-C422-SB	Floor Lamp	Satin Brass	62"	Off White Camelot	16x17x11	3 WAY	150 W MAX

Traditional



A TCH-AC8697-6719-PW
Height 72"



B FL-6720-6719-PW
Height 62"



C TL-6362-6719-PW
Height 37"

A	SKU TCH-AC8697-6719-PW	Description Torchiere Lamp	Finish Pewter	Height 72"	Shade Material Opal Glass	Shade Size 15" W x 6" H	Switch 3 WAY	Wattage 150 W Max
B	SKU FL-6720-6719-PW	Description Floor Lamp	Finish Pewter	Height 62"	Shade Fabric Off White Camelot	Shade Size 20X20X11	Switch Double Pull Chain	Wattage 100 W MAX Each
C	SKU TL-6362-6719-PW	Description Table Lamp	Finish Pewter	Height 37"	Shade Fabric Off White Camelot	Shade Size 18X18X10	Switch Double Pull Chain	Wattage 100 W MAX Each

Traditional



A

TL-N6086-K9079-AN
Height 33"



B

FL-1320-K9079-AN
Height 65"



C

SWFL-1320-K9079-AN
Height 68"

A	SKU TL-N6086-K9079-AN	Description Table Lamp	Finish Antique Nickel	Height 33"	Shade Fabric Off White Silk Shantung	Shade Size 8x16x12	Switch 3 WAY	Wattage 150 W MAX
B	SKU FL-1320-K9079-AN	Description Floor Lamp	Finish Antique Nickel	Height 65"	Shade Fabric Off White Silk Shantung	Shade Size 10x20x15	Switch 3 WAY	Wattage 150 W MAX
C	SKU SWFL-1320-K9079-AN	Description Swing Arm Floor Lamp	Finish Antique Nickel	Height 68"	Shade Fabric Off White Silk Shantung	Shade Size 9x18x13	Switch 3 WAY	Wattage 150 W MAX

Traditional



A TCH-6725-6717-ATS
Height 70"



B FL-6725-6717C-ATS
Height 64"



C TL-6717-ATS
Height 35"

A	SKU TCH-6725-6717-ATS	Description Torchiere Lamp	Finish Amber Tortoise Shell	Height 70"	Shade Material Opal Glass	Shade Size 15" W x 6" H	Switch 3 WAY	Wattage 150 W MAX
B	SKU FL-6725-6717C-ATS	Description Floor Lamp	Finish Amber Tortoise Shell	Height 64"	Shade Fabric Tan Silk Shantung	Shade Size (9X9) X (20X20) X 14 CC	Switch 3 WAY	Wattage 150 W MAX
C	SKU TL-6717-ATS	Description Table Lamp	Finish Amber Tortoise Shell	Height 35"	Shade Fabric Tan Silk Shantung	Shade Size (7X7) X (16X16) X 11.5 CC	Switch 3 WAY	Wattage 150 W MAX

Traditional



A

BL-A965-PW
Height 28"



B

DL-A965-2-PW
Height 29"

A	SKU BL-A965-PW	Description Buffet Lamp	Finish Pewter	Height 28"	Shade Fabric Off White Camelot Side Pleat	Shade Size 8x12x10	Switch ON/OFF	Wattage 100 W MAX
B	SKU DL-A965-2-PW	Description Desk Lamp	Finish Pewter	Height 29"	Shade Fabric Off White Camelot Side Pleat	Shade Size (10x7) x (16x11) x 12	Switch 3 WAY	Wattage 150 W MAX



A

FL-A966-A967-PW
Height 65"



B

TL-A967-3-PW
Height 30"

A	SKU FL-A966-A967-PW	Description Floor Lamp	Finish Pewter	Height 65"	Shade Fabric Off White Camelot Side Pleat	Shade Size 10x20x15	Switch 3 WAY	Wattage 150 W MAX
B	SKU TL-A967-3-PW	Description Table Lamp	Finish Pewter	Height 30"	Shade Fabric Off White Camelot Side Pleat	Shade Size 8x16x12	Switch 3 WAY	Wattage 150 W MAX

Traditional



A

TL-A824-SBW
Height 33"



B

TL-A844-SBW
Height 32"

	SKU	Description	Finish	Height	Shade Fabric	Shade Size	Switch	Wattage
A	TL-A824-SBW	Table Lamp	Satin Brass White Antique	33"	Off White Silk Shantung	8x16x12	3 WAY	150 W MAX
B	TL-A844-SBW	Table Lamp	Satin Brass White Antique	32"	Off White Silk Shantung	7x18x11.5	3 WAY	150 W MAX

Traditional



A
FL-1320-N4555-MS
Height 67"



B
SWFL-1320-N4555-MS
Height 67"



C
TL-N4554-N4555-MS
Height 31"

	SKU	Description	Finish	Height	Shade Fabric	Shade Size	Switch	Wattage
A	FL-1320-N4555-MS	Floor Lamp	Milano Silver	67"	Oyster Silksheen	10x20x15	3 WAY	150 W MAX
B	SWFL-1320-N4555-MS	Swing Arm Floor Lamp	Milano Silver	67"	Oyster Silksheen	9x18x13	3 WAY	150 W MAX
C	TL-N4554-N4555-MS	Table Lamp	Milano Silver	31"	Oyster Silksheen	8x16x12	3 WAY	150 W MAX

Traditional



A

TL-AC9595-AC9894-AOB
Height 31"



B

TL-AC9616-AC9879-AOB
Height 28"

A	SKU	Description	Finish	Height	Shade Fabric	Shade Size	Switch	Wattage
	TL-AC9595-AC9894-AOB	Table Lamp	Antique Old Bronze	31"	Croissant Silk-sheen Box Pleat	8x15x11	3 WAY	150 W MAX
B	SKU	Description	Finish	Height	Shade Fabric	Shade Size	Switch	Wattage
	TL-AC9616-AC9879-AOB	Table Lamp	Antique Old Bronze	28"	Croissant Silk-sheen Box Pleat	9x15x9	ON/OFF	100 W MAX



A

TL-A820-K7132-BB
Height 31"



B

TL-6693-A2271-PNB
Height 33"



C

TL-A820-6713-AG
Height 33"

A	SKU TL-A820-K7132-BB	Description Table Lamp	Finish Burnished Brass/ Botticino	Height 31"	Shade Fabric Pearl Supreme Satin	Shade Size (8X8) X (15X15) X 12	Switch 3 WAY	Wattage 150 W MAX
B	SKU TL-6693-A2271-PNB	Description Table Lamp	Finish Pol Nickel w/ Black Antique & Black Zebra Marble	Height 33"	Shade Fabric Black Shadow	Shade Size (12x12) x (15x15) x 12	Switch Double Pull Chain	Wattage 100 W MAX Each
C	SKU TL-A820-6713-AG	Description Table Lamp	Finish Aged Brass	Height 33"	Shade Fabric Pearl Supreme Satin	Shade Size (8x8) x (16x16) x 12	Switch 3 WAY	Wattage 150 W MAX

Traditional



A

TL-N8705-RB
Height 34"



B

TL-N8704-RB
Height 34"

A	SKU TL-N8705-RB	Description Table Lamp	Finish Roman Bronze	Height 34"	Shade Fabric Ivory Shadow Box Pleat	Shade Size 8x17x13	Switch 3 WAY	Wattage 150 W MAX
B	SKU TL-N8704-RB	Description Table Lamp	Finish Roman Bronze	Height 34"	Shade Fabric Off White Silk Shantung	Shade Size 13x16x11	Switch 3 WAY	Wattage 150 W MAX



A
 TL-A856-RB
 Height 31"



B
 TL-6721-RB
 Height 34"

A	SKU TL-A856-RB	Description Table Lamp	Finish Roman Bronze	Height 31"	Shade Fabric Off White Camelot/Tan Camelot	Shade Size (8X8) X (15X15) X 12	Switch 3 WAY	Wattage 150 W MAX
B	SKU TL-6721-RB	Description Table Lamp	Finish Roman Bronze	Height 34"	Shade Fabric Off White Silk Shantung/Tan Silk Shantung	Shade Size (9X9) X (15X15) X 12 CC	Switch 3 WAY	Wattage 150 W MAX

Traditional



A

TL-N8144-ATS
Height 33"



B

TL-N8414-N8415-ATS
Height 31"

A	SKU TL-N8144-ATS	Description Table Lamp	Finish Amber Tortoise Shell	Height 33"	Shade Fabric Honey Beige Windchime Box Pleat	Shade Size 7x20x12	Switch 3 WAY	Wattage 150 W MAX
B	SKU TL-N8414-N8415- ATS	Description Table Lamp	Finish Amber Tortoise Shell	Height 31"	Shade Fabric Honey Beige Windchime Box Pleat	Shade Size 6x18x12	Switch 3 WAY	Wattage 150 W MAX



A
BL-AC2070-BB
Height 30"



B
BL-6709-AB
Height 30"

A	SKU BL-AC2070-BB	Description Buffet Lamp	Finish Burnished Brass	Height 30"	Shade Fabric Pearl Supreme Satin	Shade Size 8x12x10	Switch ON/OFF	Wattage 100 W MAX
B	SKU BL-6709-AB	Description Buffet Lamp	Finish Antique Brass	Height 30"	Shade Fabric Ivory Shadow	Shade Size 8x12x10	Switch ON/OFF	Wattage 100 W MAX

Traditional



A

TL-N8047-MS
Height 29"



B

TL-K6165-K9043-AB
Height 33"

A	SKU TL-N8047-MS	Description Table Lamp	Finish Milano Silver	Height 29"	Shade Fabric Oyster Silk-sheen	Shade Size 8x15x11	Switch 3 WAY	Wattage 150 W MAX
B	SKU TL-K6165-K9043-AB	Description Table Lamp	Finish Antique Brass	Height 33"	Shade Fabric Ivory Shadow	Shade Size 8x16x12	Switch 3 WAY	Wattage 150 W MAX



A

TL-N8451-BB
Height 31"



B

TL-N6086-N6085-SB
Height 31"

A	SKU TL-N8451-BB	Description Table Lamp	Finish Burnished Brass	Height 31"	Shade Fabric Pearl Supreme Satin	Shade Size 8x16x12	Switch 3 WAY	Wattage 150 W MAX
B	SKU TL-N6086-N6085-SB	Description Table Lamp	Finish Satin Brass	Height 31"	Shade Fabric Pearl Supreme Satin	Shade Size 8X16x12	Switch 3 WAY	Wattage 150 W MAX

Traditional



A

TL-N7903-BB
Height 32"



B

TL-A835-RB
Height 33"

A	SKU TL-N7903-BB	Description Table Lamp	Finish Burnished Brass	Height 32"	Shade Fabric Oyster Silksheen Box Pleat	Shade Size 6x17x11	Switch 3 WAY	Wattage 150 W MAX
B	SKU TL-A835-RB	Description Table Lamp	Finish Roman Bronze	Height 33"	Shade Fabric Ivory Shadow Box Pleat	Shade Size 8x17x13	Switch 3 WAY	Wattage 150 W MAX



A

TL-6742-6744-PNB
Height 36"



B

TL-N7346-AN
Height 33"

A	SKU TL-6742-6744-PNB	Description Table Lamp	Finish Pol Nickel W/ Black Antique & Blk Nickel	Height 36"	Shade Fabric Off White Silk Shantung	Shade Size 8x17x13	Switch 3 WAY	Wattage 150 W MAX
B	SKU TL-N7346-AN	Description Table Lamp	Finish Antique Nickel	Height 33"	Shade Fabric Off White Silk Shantung	Shade Size 7x18x11.5	Switch 3 WAY	Wattage 150 W MAX

Traditional



A

TL-6662-FLO
Height 32"



B

TL-N7940-FLO
Height 33"

A	SKU TL-6662-FLO	Description Table Lamp	Finish Florentine	Height 32"	Shade Fabric Tan Silk Shantung	Shade Size 13x16x11	Switch 3 WAY	Wattage 150 W MAX
B	SKU TL-N7940-FLO	Description Table Lamp	Finish Florentine	Height 33"	Shade Fabric Off White Silk Shantung	Shade Size 9x18x13	Switch 3 WAY	Wattage 150 W MAX



A
BL-A933-RB
Height 29"



B
BL-N7700-BB
Height 28"

A	SKU BL-A933-RB	Description Buffet Lamp	Finish Roman Bronze	Height 29"	Shade Fabric Off White Silk Shantung	Shade Size 6x12x10	Switch ON/OFF	Wattage 100 W MAX
B	SKU BL-N7700-BB	Description Buffet Lamp	Finish Burnished Brass	Height 28"	Shade Fabric Ivory Shadow Box Side Pleat	Shade Size 6x12x10	Switch ON/OFF	Wattage 100 W MAX

Traditional



A

TL-N8469-MS
Height 32"



B

TL-N7894-SU
Height 32"

A	SKU TL-N8469-MS	Description Table Lamp	Finish Milano Silver	Height 32"	Shade Fabric Ivory Shadow Box Pleat	Shade Size 11x18x12	Switch 3 WAY	Wattage 150 W MAX
B	SKU TL-N7894-SU	Description Table Lamp	Finish Smoked Umber	Height 32"	Shade Fabric Off White Silk Shantung	Shade Size 13x16x11	Switch 3 WAY	Wattage 150 W MAX



A

TL-N8411-RB
Height 32"



B

TL-N8055-BB
Height 29"

A	SKU TL-N8411-RB	Description Table Lamp	Finish Roman Bronze	Height 32"	Shade Fabric Off White Silk Shantung	Shade Size 7x18x11.5	Switch 3 WAY	Wattage 150 W MAX
B	SKU TL-N8055-BB	Description Table Lamp	Finish Burnished Brass	Height 29"	Shade Fabric Oyster Silksheen Box Pleat	Shade Size 8x15x11	Switch 3 WAY	Wattage 150 W MAX

Traditional



A

TL-N8294-SU
Height 34"



B

TL-A589-AC9826-AB
Height 33"

A	SKU TL-N8294-SU	Description Table Lamp	Finish Smoked Umber	Height 34"	Shade Fabric Off White Silk Shantung	Shade Size 8x16x12	Switch 3 WAY	Wattage 150 W MAX
B	SKU TL-A589-AC9826-AB	Description Table Lamp	Finish Antique Brass	Height 33"	Shade Fabric Ivory Shadow	Shade Size 8x16x12	Switch 3 WAY	Wattage 150 W MAX



A

TL-AC9595-AC9893-AB
Height 31"



B

TL-A860-RB
Height 34"

A	SKU TL-AC9595-AC9893-AB	Description Table Lamp	Finish Antique Brass	Height 31"	Shade Fabric Oyster Silksheen Box Pleat	Shade Size 8X15X11	Switch 3 WAY	Wattage 150 W MAX
B	SKU TL-A860-RB	Description Table Lamp	Finish Roman Bronze	Height 34"	Shade Fabric Ivory Shadow Side Pleat	Shade Size 8X16X12	Switch 3 WAY	Wattage 150 W MAX

Traditional



A

TL-N8244-RB
Height 31"



B

TL-6724-FLO
Height 37"



C

TL-N8525-AGB
Height 31"

A	SKU TL-N8244-RB	Description Table Lamp	Finish Roman Bronze	Height 31"	Shade Fabric Off White Silk Shantung	Shade Size 13x16x11	Switch 3 WAY	Wattage 150 W MAX
B	SKU TL-6724-FLO	Description Table Lamp	Finish Florentine	Height 37"	Shade Fabric Off White Shadow	Shade Size 9x18x13	Switch 3 WAY	Wattage 150 W MAX
C	SKU TL-N8525-AGB	Description Table Lamp	Finish Aged Brass	Height 31"	Shade Fabric Honey Beige Windchime Box Pleat	Shade Size 6x18x12	Switch 3 WAY	Wattage 150 W MAX



A

FL-1320-C550-SB
Height 64"



B

TL-A889-C550-SB
Height 27"

A	SKU	Description	Finish	Height	Shade Fabric	Shade Size	Switch	Wattage
	FL-1320-C550-SB	Floor Lamp	Satin Brass	64"	Pearl Supreme Satin	9x18x13	3 WAY	150 W MAX
B	SKU	Description	Finish	Height	Shade Fabric	Shade Size	Switch	Wattage
	TL-A889-C550-SB	Table Lamp	Satin Brass	27"	Pearl Supreme Satin	7x14x11	3 WAY	150 W MAX

Traditional



A

TL-N7608-AB
Height 31"



B

TL-A589-A726-BB
Height 34"

A	SKU TL-N7608-AB	Description Table Lamp	Finish Antique Brass	Height 31"	Shade Fabric Ivory Shadow	Shade Size 8x16x12	Switch 3 WAY	Wattage 150 W MAX
B	SKU TL-A589-A726-BB	Description Table Lamp	Finish Burnished Brass	Height 34"	Shade Fabric Pearl Supreme Satin	Shade Size 9x18x13	Switch 3 WAY	Wattage 150 W MAX

Traditional



A FL-A718-A689-AB
Height 67"



B FL-6707-A785-BB
Height 64"



C FL-A2034-A672-BB
Height 61"

	SKU	Description	Finish	Height	Shade Fabric	Shade Size	Switch	Wattage
A	FL-A718-A689-AB	6 Way Floor Lamp	Antique Brass	67"	Ivory Shadow	14x18x13	6 WAY	150 W MAX + (3) 60 W Max Candelabra
B	FL-6707-A785-BB	6 Way Floor Lamp	Burnished Brass	64"	Off White Silk Shantung	14x18x13	6 WAY	150 W MAX + (3) 60 W Max Candelabra
C	FL-A2034-A672-BB	6 Way Floor Lamp	Burnished Brass	61"	Off White Silk Shantung	14x18x13	6 WAY	150 W MAX + (3) 60 W Max Candelabra

Traditional



A TL-A610-A709-BB
Height 32"



B BL-6682-6683-BB
Height 30"



C TL-A589-A792-AB
Height 33"

A	SKU TL-A610-A709-BB	Description Table Lamp	Finish Burnished Brass	Height 32"	Shade Fabric Ivory Shadow	Shade Size 13x15x12	Switch Double Pull Chain	Wattage 100 W MAX EACH
B	SKU BL-6682-6683-BB	Description Buffet Lamp	Finish Burnished Brass	Height 30"	Shade Fabric Oyster Silksheen	Shade Size (6 x 6) X (11x11) x 9.75	Switch ON/OFF	Wattage 150 W MAX
C	SKU TL-A589-A792-AB	Description Table Lamp	Finish Antique Brass	Height 33'	Shade Fabric Ivory Shadow	Shade Size (9 x 9) X (14 x14) x 12 Hex	Switch 3 WAY	Wattage 150 W MAX



A SWTL-K6059-A2014-AB
Height 33"



B SWTL-K4029-K3098-ATS
Height 34"



C SWTL-A623-A781-BB
Height 31"

A	SKU SWTL-K6059-A2014-AB	Description Swing Arm Table Lamp	Finish Antique Brass	Height 33"	Shade Fabric Ivory Shadow	Shade Size 8x16x12	Switch 3 WAY	Wattage 150 W MAX
B	SKU SWTL-K4029-K3098-ATS	Description Swing Arm Table Lamp	Finish Amber Tortoise Shell	Height 34"	Shade Fabric Tan Silk Shantung	Shade Size 13x16x11	Switch 3 WAY	Wattage 150 W MAX
C	SKU SWTL-A623-A781-BB	Description Swing Arm Table Lamp	Finish Burnished Brass	Height 31"	Shade Fabric Pearl Supreme Satin	Shade Size 7x14x11	Switch 3 WAY	Wattage 150 W MAX

Transitional





TL-N6561-AB
Height 33"



TL-N6561-AN
Height 33"

A	SKU TL-N6561-AB	Description Table Lamp	Finish Antique Brass	Height 33"	Shade Fabric Ivory Shadow	Shade Size 13x15x12	Switch 3 WAY	Wattage 150 W MAX
B	SKU TL-N6561-AN	Description Table Lamp	Finish Antique Nickel	Height 33"	Shade Fabric Off White Silk Shantung	Shade Size 13x15x12	Switch 3 WAY	Wattage 150 W MAX

Transitional



A

BL-AC9639-AB
Height 25"



B

BL-AC9637-AB
Height 24"

A	SKU BL-AC9639-AB	Description Buffet Lamp	Finish Antique Brass	Height 25"	Shade Fabric Ivory Shadow	Shade Size 8x10x8	Switch ON/OFF	Wattage 100 W MAX
B	SKU BL-AC9637-AB	Description Buffet Lamp	Finish Antique Brass	Height 24"	Shade Fabric Ivory Shadow	Shade Size 8x10x8	Switch ON/OFF	Wattage 100 W MAX



A

TL-N8640-AC
Height 29"



B

TL-N8633-AC
Height 31"

A	SKU TL-N8640-AC	Description Table Lamp	Finish Antique Copper	Height 29"	Shade Fabric Global White	Shade Size (4x6) X (10x16) X 10	Switch 3 WAY	Wattage 150 W MAX
B	SKU TL-N8633-AC	Description Table Lamp	Finish Antique Copper	Height 31"	Shade Fabric Global White	Shade Size (8x8) X (16x16) X 11	Switch 3 WAY	Wattage 150 W MAX

Transitional



A

TL-6650-6686-OB
Height 33"



B

FL-6654-6685-OB
Height 61"

A	SKU TL-6650-6686-OB	Description Table Lamp	Finish Oxidized Bronze	Height 33"	Shade Fabric Cream Aberdeen	Shade Size 14 x15x10	Switch 3 WAY	Wattage 150 W MAX
B	SKU FL-6654-6685-OB	Description Floor Lamp	Finish Oxidized Bronze	Height 61"	Shade Fabric Cream Aberdeen	Shade Size 17x18x12	Switch 3 WAY	Wattage 150 W MAX

Transitional



A TCH-1320-A584-OB
Height 72"



B FL-1320-A584-OB
Height 63"



C TL-A589-A584-OB
Height 32"

A	SKU TCH-1320-A584-OB	Description Torchiere Lamp	Finish Oxidized Bronze	Height 72"	Shade Material Opal Glass	Shade Size 15" W x 6" H	Switch 3 WAY	Wattage 150 W MAX
B	SKU FL-1320-A584-OB	Description Floor Lamp	Finish Oxidized Bronze	Height 63"	Shade Fabric Cream Aberdeen	Shade Size 17x 8x12	Switch 3 WAY	Wattage 150 W MAX
C	SKU TL-A589-A584-OB	Description Table Lamp	Finish Oxidized Bronze	Height 32"	Shade Fabric Cream Aberdeen	Shade Size 14x15x10	Switch 3 WAY	Wattage 150 W MAX

Transitional



Transitional



A FL-A902-1282-OB
Height 66



B SWFL-A902-1282-OB
Height 69"



C TL-A902-1282-OB
Height 35"

A	SKU FL-A902-1282-OB	Description Floor Lamp	Finish Oxidized Bronze	Height 66"	Shade Fabric Cream Aberdeen	Shade Size 13 x 19 x 13	Switch 3 WAY	Wattage 150 W MAX
B	SKU SWFL-A902-1282-OB	Description Swing Arm Floor Lamp	Finish Oxidized Bronze	Height 69"	Shade Fabric Cream Aberdeen	Shade Size 13x 19x 13	Switch 3 WAY	Wattage 150 W MAX
C	SKU TL-A902-1282-OB	Description Table Lamp	Finish Oxidized Bronze	Height 35"	Shade Fabric Cream Aberdeen	Shade Size 11 x 17 x 12	Switch 3 WAY	Wattage 150 W MAX

Transitional



A

TL-AC2028-AC2026-RB
Height 29"



B

FL-AC2027-AC2026-RB
Height 63"

A	SKU	Description	Finish	Height	Shade Fabric	Shade Size	Switch	Wattage
	TL-AC2028-AC2026-RB	Table Lamp	Roman Bronze	29"	Off White Silk Shantung Hardback	(8x8) x (16x16) x11	3 WAY	150 W MAX
B	SKU	Description	Finish	Height	Shade Fabric	Shade Size	Switch	Wattage
	FL-AC2027-AC2026-RB	Floor Lamp	Roman Bronze	63"	Off White Silk Shantung Hardback	(9x9) x (20x20) x13	3 WAY	150 W MAX



A

TL-K54-N7685-SL
Height 31"



B

BL-A811-AN
Height 31"



C

TL-N3040-N3042-GM
Height 32"

A	SKU TL-K54-N7685-SL Other Parts: K77, C209	Description Table Lamp	Finish Silver Leaf	Height 31"	Shade Fabric Black Opaque/ Silver Foil	Shade Size 13x16x10	Switch 3 WAY	Wattage 150 W MAX
B	SKU BL-A811-AN	Description Buffet Lamp	Finish Antique Nickel	Height 31"	Shade Fabric Chelsea Black	Shade Size 8x12x10	Switch ON/OFF	Wattage 100 W MAX
C	SKU TL-N3040-N3042- GM	Description Table Lamp	Finish Gun Metal	Height 32"	Shade Fabric Chelsea Black	Shade Size 14x15x10	Switch 3 WAY	Wattage 150 W MAX

Transitional



A
BL-6661-AN
Height 29"



B
TL-N2338-N2341-AN
Height 31"

A	SKU BL-6661-AN	Description Buffet Lamp	Finish Antique Nickel	Height 29"	Shade Fabric Off White Silk Shantung	Shade Size (5x5) x (10x10) x 9	Switch ON/OFF	Wattage 100 W MAX
B	SKU TL-N2338-N2341-AN	Description Table Lamp	Finish Antique Nickel	Height 31"	Shade Fabric Geneva Linen Ash	Shade Size 16x17x11	Switch 3 WAY	Wattage 150 W MAX

Transitional



A

TL-A846-AC
Height 26"



B

TL-N7580-AB
Height 32"



C

BL-2122-A075-AB
Height 34"

A	SKU TL-A846-AC	Description Table Lamp	Finish Antique Copper	Height 26"	Shade Fabric Global White	Shade Size 12x14x9	Switch ON/OFF	Wattage 100 W MAX
B	SKU TL-N7580-AB	Description Table Lamp	Finish Antique Brass	Height 32"	Shade Fabric Ivory Shadow	Shade Size 8x16x12	Switch 3 WAY	Wattage 150 W MAX
C	SKU BL-2122-A075-AB	Description Buffet Lamp	Finish Antique Brass	Height 34"	Shade Fabric Ivory Shadow Hardback	Shade Size 5x14x10	Switch ON/OFF	Wattage 100 W MAX

Transitional



A

TL-N8166-OB
Height 25"



B

TL-N8433-OB
Height 27"

A	SKU TL-N8166-OB	Description Table Lamp	Finish Oxidized Bronze	Height 25"	Shade Fabric Cream Aberdeen	Shade Size (5x5) x (12x12) x 9 1/2	Switch 3 WAY	Wattage 150 W MAX
B	SKU TL-N8433-OB	Description Table Lamp	Finish Oxidized Bronze	Height 27"	Shade Fabric Cream Aberdeen	Shade Size 14 x 15" x 9	Switch Double Pull Chain	Wattage 100 W MAX EACH

Transitional



A TL-A623-A625-OB
Height 30"



C TL-K398-N7915-OB
Height 32"



B TL-C410-C436-OB
Height 30"

	SKU	Description	Finish	Height	Shade Fabric	Shade Size	Switch	Wattage
A	TL-A623-A625-OB	Table Lamp	Oxidized Bronze	30"	Cream Amberdeen	11 x 16 x 10.5	3 WAY	150 W MAX
B	TL-K398-N7915-OB	Table Lamp	Oxidized Bronze	32"	Cream Amberdeen	11 x 16 x 10.5	3 WAY	150 W MAX
C	TL-C410-C436-OB	Table Lamp	Oxidized Bronze	30"	Cream Amberdeen	11 x 16 x 10.5	3 WAY	150 W MAX

Contemporary





A

TL-A912-PN
Height 26"



B

TL-6671-N8563-PN
Height 27"



C

TL-6737-PN
Height 32"

	SKU	Description	Finish	Height	Shade Fabric	Shade Size	Switch	Wattage
A	TL-A912-PN	Table Lamp	Polished Nickel	26"	Black Opaque/ Silver Foil	18x18x7	Double Pull Chain	100 W MAX EACH
B	TL-6671-N8563-PN	Table Lamp	Polished Nickel	27"	Zebra wood/Off White Camelot	16x16x8 / 12x12x9	3 WAY	150 W MAX
C	TL-6737-PN	Table Lamp	Polished Nickel	32"	Geneva Linen Ash	(16x16) x (16x16) x 11	3 WAY	150 W MAX

Contemporary



A

TL-K111-C553-GM
Height 29"



B

FL-A065-C553-GM
Height 62"

A	SKU TL-K111-C553-GM	Description Table Lamp	Finish Gun Metal	Height 29"	Shade Fabric Black Shadow	Shade Size 11x11x9	Switch 3 WAY	Wattage 150 W MAX
B	SKU FL-A065-C553-GM	Description Floor Lamp	Finish Gun Metal	Height 62"	Shade Fabric Black Shadow	Shade Size 14x14x12	Switch 3 WAY	Wattage 150 W MAX

Contemporary



A FL-6425-6630-BKN
Height 63"



B
TL-6628-6630-BKN
Height 33"

	SKU	Description	Finish	Height	Shade Fabric	Shade Size	Switch	Wattage
A	FL-6425-6630-BKN	Floor Lamp	Black Nickel	63"	Global White	(13x13) X (17x17) X 14	3 WAY	150 W MAX
B	TL-6628-6630-BKN	Table Lamp	Black Nickel	33"	Global White	(12X12) X (15X15) X 12	3 WAY	150 W MAX

Contemporary



A

BL-6621-PN
Height 29"



B

TL-6620-PN
Height 28"

A	SKU BL-6621-PN	Description Buffet Lamp	Finish Polished Nickel	Height 29"	Shade Fabric Pearl Supreme Satin	Shade Size 10x11x9	Switch ON/OFF	Wattage 100 W MAX
B	SKU TL-6620-PN	Description Table Lamp	Finish Polished Nickel	Height 28"	Shade Fabric Pearl Supreme Satin	Shade Size 14x15x10	Switch 3 WAY	Wattage 150 W MAX



A

TL-A960-PN
Height 27"



B

TL-A913-PN
Height 29"


A	SKU TL-A960-PN	Description Table Lamp	Finish Polished Nickel	Height 27"	Shade Fabric Pearl Supreme Satin	Shade Size 13x16x10	Switch 3 WAY	Wattage 150 W MAX
B	SKU TL-A913-PN	Description Table Lamp	Finish Polished Nickel	Height 29"	Shade Fabric Pearl Supreme Satin	Shade Size 14x15x10	Switch 3 WAY	Wattage 150 W MAX

Contemporary



A

TL-A976-PN
Height 28"



B

FL-1320-A976C-PN
Height 64"

A	SKU TL-A976-PN	Description Table Lamp	Finish Polished Nickel	Height 28"	Shade Fabric Geneva Linen Ash	Shade Size 13x16x10	Switch 3 WAY	Wattage 150 W MAX
B	SKU FL-1320-A976C-PN	Description Floor Lamp	Finish Polished Nickel	Height 64"	Shade Fabric Geneva Linen Ash	Shade Size 15x17x13	Switch 3 WAY	Wattage 150 W MAX

Contemporary



A

FL-A065-A630-AN
Height 59"



B

TL-6432-A630-AN
Height 29"

A	SKU	Description	Finish	Height	Shade Fabric	Shade Size	Switch	Wattage
	FL-A065-A630-AN	Floor Lamp	Antique Nickel/Pol Nickel	59"	Global White	17x18x11	3 WAY	150 W MAX
B	SKU	Description	Finish	Height	Shade Fabric	Shade Size	Switch	Wattage
	TL-6432-A630-AN	Table Lamp	Antique Nickel/Pol Nickel	29"	Global White	14x15x10	3 WAY	150 W MAX

Contemporary



A

TL-A848-AN
Height 32"



B

TL-N7585-6316-PN
Height 27"

A	SKU TL-A848-AN	Description Table Lamp	Finish Antique Nickel	Height 32"	Shade Fabric Global White/ Horizontal Trim	Shade Size 10x10x12	Switch 3 WAY	Wattage 150 W MAX
B	SKU TL-N7585-6316-PN	Description Table Lamp	Finish Polished Nickel	Height 27"	Shade Fabric Global White	Shade Size 14x15x9	Switch 3 WAY	Wattage 150 W MAX

Contemporary



A TL-6780-AN
Height 27"



B TL-N6553-AN
Height 28"

A	SKU TL-6780-AN	Description Table Lamp	Finish Antique Nickel	Height 27"	Shade Fabric Global White	Shade Size 14x16 x 10	Switch 3 WAY	Wattage 150 W MAX
B	SKU TL-N6553-AN	Description Table Lamp	Finish Antique Nickel	Height 28"	Shade Fabric Global White	Shade Size 14x16x10	Switch 3 WAY	Wattage 150 W MAX

Coastal Living



Coastal Living



A

TL-6697-6698-DW
Height 35"



C

BL-A924-DW
Height 30"



B

TL-A667-DW
Height 29"

A	SKU TL-6697-6698-DW	Description Table Lamp	Finish Distressed White/Teak- wood Marble	Height 35"	Shade Fabric Natural Burlap	Shade Size 8X20x12	Switch 3 WAY	Wattage 150 W MAX
B	SKU TL-A667-DW	Description Table Lamp	Finish Distressed White	Height 29"	Shade Fabric Natural Burlap Softback	Shade Size 14x15x9	Switch 3 WAY	Wattage 150 W MAX
C	SKU BL-A924-DW	Description Buffet Lamp	Finish Distressed White	Height 30"	Shade Fabric Cream Aberdeen	Shade Size 8X12x10	Switch 3 WAY	Wattage 150 W MAX

Coastal Living



A

TL-A764-A573-JB
Height 32"



B

FL-N5597-A573-JB
Height 65"

A	SKU	Description	Finish	Height	Shade Fabric	Shade Size	Switch	Wattage
	TL-A764-A573-JB	Table Lamp	Japanese Bronze	32"	Natural Raffia	15x15x10	3 WAY	150 W MAX
B	SKU	Description	Finish	Height	Shade Fabric	Shade Size	Switch	Wattage
	FL-N5597-A573-JB	Floor Lamp	Japanese Bronze	65"	Natural Raffia	19x19x12	3 WAY	150 W MAX

Coastal Living



A FL-6714-6716-BOM
Height 61"



B
TL-5870-6716-BOM
Height 33"

A	SKU	Description	Finish	Height	Shade Fabric	Shade Size	Switch	Wattage
	FL-6714-6716-BOM	Floor Lamp	Bombay Bronze	61"	Natural Burlap Softback	11x18x12	3 WAY	150 W MAX
B	SKU	Description	Finish	Height	Shade Fabric	Shade Size	Switch	Wattage
	TL-5870-6716-BOM	Table Lamp	Bombay Bronze	33"	Natural Burlap Softback	10x16x11	3 WAY	150 W MAX

Coastal Living



A	SKU TL-A888-PHB	Description Table Lamp	Finish Polished Honey Brass	Height 33"	Shade Fabric Cream Aberdeen Softback	Shade Size 13x16x11	Switch 3 WAY	Wattage 150 W MAX
B	SKU BL-AC2067-K561-PHB	Description Buffet Lamp	Finish Polished Honey Brass	Height 34"	Shade Fabric Cream Aberdeen Softback	Shade Size 8x12x10	Switch 3 WAY	Wattage 150 W MAX
C	SKU BL-6736-K9019-PHB	Description Buffet Lamp	Finish Polished Honey Brass	Height 33"	Shade Fabric Cream Aberdeen Softback	Shade Size 8x12x10	Switch 3 WAY	Wattage 150 W MAX

Coastal Living



A FL-6720X-A855-PHB
Height 67"



B TL-A855-PHB
Height 30"

A	SKU FL-6720X-A855-PHB	Description Floor Lamp	Finish Polished Honey Brass	Height 67"	Shade Fabric Cream Aberdeen Softback	Shade Size 14x18x13	Switch 3 WAY	Wattage 150 W MAX
B	SKU TL-A855-PHB	Description Table Lamp	Finish Polished Honey Brass	Height 30"	Shade Fabric Cream Aberdeen Softback	Shade Size 13x16x11	Switch 3 WAY	Wattage 150 W MAX

Desk Lamps



Desk Lamps



A

DL-N7701-N7702-AOB
Height 27"



B

DL-N8337-N2410-AOB
Height 28"



C

DL-N7483-N2410-AOB
Height 27"

	SKU	Description	Finish	Height	Shade Fabric	Shade Size	Switch	Wattage
A	DL-N7701-N7702-AOB	Desk Lamp	Antique Old Bronze	27"	Black Opaque/ Gold Foil	12x15x18	3 WAY	150 W MAX
B	DL-N8337-N2410-AOB	Desk Lamp	Antique Old Bronze	28"	Black Opaque/ Gold Foil	(8x12.5) x (9.5x16) x 8.5 OVAL	3 WAY	150 W MAX
C	DL-N7483-N2410-AOB	Desk Lamp	Antique Old Bronze	27"	Black Opaque/ Gold Foil	12x15x18	3 WAY	150 W MAX

Desk Lamps



DL-N7932-N2410-AOB
Height 28"



DL-6658-6689-AOB
Height 28"

A	SKU	Description	Finish	Height	Shade Fabric	Shade Size	Switch	Wattage
	DL-N7932-N2410-AOB	Desk Lamp	Antique Old Bronze	28"	Black Opaque/ Gold Foil	(8x12.5) x (9.5x16) x 8.5 OVAL	3 WAY	150 W MAX
B	SKU	Description	Finish	Height	Shade Fabric	Shade Size	Switch	Wattage
	DL-6658-6689-AOB	Desk Lamp	Antique Old Bronze	28"	Black Opaque/ Gold Foil	(8x12.5) x (9.5x16) x 8.5 OVAL	3 WAY	150 W MAX

Desk Lamps



A

DL-N8090-BB
Height 29"



B

DL-A965-2-PW
Height 29"

A	SKU DL-N8090-BB	Description Desk Lamp	Finish Burnished Brass	Height 29"	Shade Fabric Black Opaque/ Gold Foil	Shade Size 14x16x9	Switch DIMMER	Wattage 100 W MAX
B	SKU DL-A965-2-PW	Description Desk Lamp	Finish Pewter	Height 29"	Shade Fabric Off White Camelot Side Pleat	Shade Size (10x7) x (16x11) x 12	Switch 3 WAY	Wattage 150 W MAX

Retro





A

FL-K6184-K3058-BB
Height 59"



B

TL-K4023-K3058-BB
Height 27"

A	SKU	Description	Finish	Height	Shade Fabric	Shade Size	Switch	Wattage
	FL-K6184-K3058-BB	Floor Lamp	Burnished Brass	59"	Global White	18x18x8	Double Pull Chain	100 W MAX Each
B	SKU	Description	Finish	Height	Shade Fabric	Shade Size	Switch	Wattage
	TL-K4023-K3058-BB	Table Lamp	Burnished Brass	27"	Global White	16x16x7	Double Pull Chain	100 W MAX Each

Retro



A TL-K2054-K683-RB
Height 37"

A	SKU	Description	Finish	Height	Shade Fabric	Shade Size	Switch	Wattage
	TL-K2054-K683-RB	Table Lamp	Roman Bronze	37"	Ivory Shadow/ Champagne Whisper Pleat/Rosettes	11 X 18 x 12	3 WAY	150 W MAX

Retro



Shades





THE STIFFEL SHADE


The crowning glory to any lamp is its shade. Those in the know, will tell you that a Stiffel shade is truly a work of art in itself. All materials used in Stiffel shades, including frames, fabrics and trims are hand-crafted of the finest materials available. There are two basic types of shades; hard back shades and soft shades. Hard back shade linings are made of paper, foil or vinyl. Soft back shades are shades in which the lining material is soft and made of fabric.

HAND-WRAPPED FRAMES

All shades begin construction over a tempered steel frame that has been painted with enamel to prevent rust and minimize shadows. Some frames are hand-wrapped for even longer-lasting construction. Nothing can surpass the inherent skill and dedication of our seamstresses who hand pleat and hand sew some of our more exquisite shades. The fabrics and trims, many of which are imported, are applied by hand and the edges are bonded to prevent any fabric fraying. When purchasing a shade, look for the Stiffel name. It can be easily identified on the shade fitter. Because quality is of utmost importance at Stiffel, most shades are hand-wrapped with cellophane strips at the factory to protect the fabric during shipping and handling. Because Stiffel lamps are often designed with two or three shade options, each individual lamp can reflect a choice of styles and moods.

HOW TO MEASURE SHADE HEIGHTS FOR REPLACEMENT

Four dimensions are important when measuring for shade replacement; depth, top and bottom diameters and drop. The following diagrams illustrate the necessary measurements.



a-Top Diameter

b-Bottom Diameter

c-Depth (straight up and down)

d-Drop (fitter to top of shade)

e-Outside Ring Diameter

f-Inside Ring Diameter


g-Slant

- When giving the size for any fluted or pleated shade, it is advisable to measure both the inside ring diameter (**f**), the outside ring diameter (**e**), and the length of the slant (**g**).
- When measuring a rectangular or oval shade, the top and bottom diameters are required in addition to the depth.
- When measuring a glass shade, the top diameter and height are required.

Shades




ST1
(12"x12")T x (15"x15")B x 12"H
FABRIC: Black Shadow
STYLE: Hardback Tapered Square
RING FINISH: Nickel



ST2
18"T x 18"B x 10"H
FABRIC: Off White Camelot
STYLE: Modified Drum
RING FINISH: Nickel



ST3
15"T x 16" B x 10" H
FABRIC: Off White Camelot
STYLE: Softback Drum
RING FINISH: Brass



ST4
14"T x 15" B x 10" H
FABRIC: Pearl Supreme Satin
STYLE: Hardback Drum
RING FINISH: Nickel



ST5
(16" x 16")T x (16"x16")Bx 11"H
FABRIC: Geneva Linen Ash
STYLE: Hardback Square
RING FINISH: Nickel



ST6
13"T x 16"B x 10"H
FABRIC: Black Opaque/Silver Foil
STYLE: Hardback English Barrel
RING FINISH: Nickel



ST7
8"T x 16"B x 12"H
FABRIC: Ivory Shadow
STYLE: Softback Empire
RING FINISH: Brass



ST8
8"T x 20"B x 12"H
FABRIC: Natural Burlap
STYLE: Hardback Empire
RING FINISH: Brass



ST9
13"T x 15"B x 12"H
FABRIC: Ivory Shadow
STYLE: Softback Deep Drum
RING FINISH: Brass



ST10
8"T x 12"Bx 10"H
FABRIC: Ivory Shadow
STYLE: Softback Bell
RING FINISH: Brass



ST11
8"T x 12"Bx 10"H
FABRIC: Chelsea Black
STYLE: Softback Bell
RING FINISH: Nickel



ST12
13"T x 16"B x 10"H
FABRIC: Pearl Supreme Satin
STYLE: Hardback Tapered Drum
RING FINISH: Nickel

Shades



ST13
13"T x 16"B x 10"H
FABRIC: Geneva Linen Ash
STYLE: Hardback Drum
RING FINISH: Nickel



ST14
8"T x 15"B x 11"H
FABRIC: Oyster Silksheen Box Pleat
STYLE: Softback Empire
RING FINISH: Brass



ST15
8"T x 16"B x 12"H
FABRIC: Off Pearl Supreme Satin
STYLE: Softback Bell
RING FINISH: Brass



ST16
7"T x 18"B x 11.5"H
FABRIC: Off White Silk Shantung
STYLE: Softback Bell
RING FINISH: Brass



ST17
8"T x 15"B x 11"H
FABRIC: Croissant Silksheen Box Pleat
STYLE: Softback Empire
RING FINISH: Brass



ST18
9"T x 15"B x 9"H
FABRIC: Croissant Silksheen Box Pleat
STYLE: Softback Empire
RING FINISH: Brass



ST19
(7" x 7")T x (16" x 16")B x 11.5"
FABRIC: Tan Silk Shantung
STYLE: Softback Cut Corner Square
RING FINISH: Brass



ST20
6"T x 17"B x 11"H
FABRIC: Oyster Silksheen Box Pleat
STYLE: Softback Empire
RING FINISH: Brass



ST21
(8" x 8")T x (16" x 16")B x 12"H
FABRIC: Pearl Supreme Satin
STYLE: Tapered Hardback Square
RING FINISH: Brass



ST22
14"T x 15"B x 10"H
FABRIC: Chelsea Black
STYLE: Softback Drum
RING FINISH: Nickel



ST23
8"T x 16"B x 12"H
FABRIC: Off White Silk Shantung
STYLE: Softback Bell
RING FINISH: Nickel



ST24
18"T x 18"B x 7"H
FABRIC: Black Opaque/Silver Foil
STYLE: Hardback Shallow Drum
RING FINISH: Nickel

Shades



ST25
11"T x 18"B x 12"H
FABRIC: Ivory Shadow Box Pleat
STYLE: Softback Empire
RING FINISH: Brass



ST26
13"T x 16"B x 11"H
FABRIC: Tan Silk Shantung
STYLE: Softback Modified Bell
RING FINISH: Brass



ST27
13"T x 16"B x 11"H
FABRIC: Off White Silk Shantung
STYLE: Softback Modified Bell
RING FINISH: Brass



ST28
5"T x 14"B x 10"H
FABRIC: Ivory Shadow
STYLE: Hardback Empire
RING FINISH: Brass



ST29
10"T x 20"B x 15"H
FABRIC: Off White Camelot Side Pleat
STYLE: Softback Empire
RING FINISH: Nickel



ST30
8"T x 12"B x 10"H
FABRIC: Off White Camelot Side Pleat
STYLE: Softback Empire
RING FINISH: Nickel



ST31
(10" x 7")T x (16" x 11")B x 12"H
FABRIC: Off White Camelot Side Pleat
STYLE: Softback Tapered Oval
RING FINISH: Nickel



ST32
8" T x 16"B x 12"H
FABRIC: Off White Camelot Side Pleat
STYLE: Softback Empire
RING FINISH: Nickel



ST33
9"T x 18"B x 13"H
FABRIC: Oyster Silksheen
STYLE: Softback Empire
RING FINISH: Brass



ST34
10"T x 10"B x 12"H
FABRIC: Global White
STYLE: Hardback Cylinder
RING FINISH: Nickel



ST35
14"T x 14"B x 9"H
FABRIC: Natural Burlap
STYLE: Softback Modified Drum
RING FINISH: Nickel



ST36
16"T x 16"B x 7"H
FABRIC: Global White
STYLE: Hardback Shallow Drum
RING FINISH: Brass

Shades



ST37
14"T x 16"B x 9"H
FABRIC: Black Opaque/Gold Foil
STYLE: Hardback Tapered Drum
RING FINISH: Brass



ST38
(9" x 9")T x (15" x 15")B x 12"H
FABRIC: Off White Silk Shantung/Tan Silk Shantung
STYLE: Softback Cut Corner Square
RING FINISH: Brass



ST39
(8" x 8")T x (15" x 15")B x 12"H
FABRIC: Off White Silk Shantung/Tan Camelot
STYLE: Softback Square Gallery
RING FINISH: Brass



ST40
14"T x 15"B x 10"H
FABRIC: Global White
STYLE: Hardback Drum
RING FINISH: Nickel



ST41
14"T x 16"B x 10"H
FABRIC: Global White
STYLE: Hardback Tapered Drum
RING FINISH: Nickel



ST42
7"T x 14"B x 11"H
FABRIC: Pearl Supreme Satin
STYLE: Softback Bell
RING FINISH: Brass



ST43
18" T x 18"B x 8"H
FABRIC: Global White
STYLE: Hardback Shallow Drum
RING FINISH: Brass



ST44
15"T x 17"B x 13"H
FABRIC: Geneva Linen Ash
STYLE: Hardback Tapered Drum
RING FINISH: Nickel



ST45
8" T x 17"B X 13"H
FABRIC: Ivory Shadow Box Pleat
STYLE: Softback Empire
RING FINISH: Brass



ST46
8" T x 16"B X 12"H
FABRIC: Ivory Shadow Side Pleat
STYLE: Softback Empire
RING FINISH: Brass



ST47
17" T x 18"B X 12"H
FABRIC: Off White Camelot
STYLE: Softback Drum
RING FINISH: Brass



ST48
10" T x 20"B x 15"H
FABRIC: Oyster Silksheen
STYLE: Softback Empire
RING FINISH: Brass

Shades



ST49
(5"x5")T x (10"x10")B x 9" H
FABRIC: Off-White Silk Shantung
STYLE: Softback Square Bell
RING FINISH: Nickel



ST50
12"T x 15"B x 8"H
FABRIC: Black Opaque/Gold Foil
STYLE: Hardback Tapered Drum
RING FINISH: Brass



ST51
8"T x 10"B x 8"H
FABRIC: Ivory Shadow
STYLE: Softback Deep Drum
RING FINISH: Brass



ST52
12"T x 14"B x 9"H
FABRIC: Global White
STYLE: Hardback Tapered Drum
RING FINISH: Brass



ST53
(13"x13")T x (17"x17")B x 14" H
FABRIC: Global White
STYLE: Hardback Tapered Square
RING FINISH: Nickel



ST54
14"T x 15"B x 9"H
FABRIC: Global White
STYLE: Hardback Drum
RING FINISH: Nickel



ST55
10"T x 16"B x 11"H
FABRIC: Natural Burlap
STYLE: Softback Empire
RING FINISH: Brass



ST56
16"T x 17"B x 11"H
FABRIC: Geneva Linen Ash
STYLE: Softback Drum
RING FINISH: Nickel



ST57
(8"x8")T x (16"x16")B x 11" H
FABRIC: Global White
STYLE: Hardback Tapered Square
RING FINISH: Brass



ST58
10"T x 20"B x 15"H
FABRIC: Off White Silk Shantung
STYLE: Softback Bell
RING FINISH: Nickel



ST59
(8"x8")T x (16"x16")B x 11" H
FABRIC: Off White Silk Shantung
STYLE: Hardback Tapered Square
RING FINISH: Brass



ST60
8"T x 17"B x 13"H
FABRIC: Off White Silk Shantung
STYLE: Softback Bell
RING FINISH: Nickel

Shades



ST61
(8" x 12.5")T x (9.5" x 16")B x 8.5"H
FABRIC: Black Opaque/Gold Foil
STYLE: Hardback Oval
RING FINISH: Brass



ST62
11"T x 11"B x 9"H
FABRIC: Black Shadow
STYLE: Hardback Drum
RING FINISH: Nickel



ST63
14"T x 14"B x 12"H
FABRIC: Black Shadow
STYLE: Hardback Drum
RING FINISH: Nickel



ST64
16"T x 16"B x 8"H/12"T x 12"B x 9"H
FABRIC: Zebrawood/Off White Camelot
STYLE: Hardback Double Drum
RING FINISH: Nickel



ST65
15"T x 15"B x 10"H
FABRIC: Natural Raffia
STYLE: Hardback Drum
RING FINISH: Brass



ST66
19"T x 19"B x 12"H
FABRIC: Natural Raffia
STYLE: Hardback Drum
RING FINISH: Brass



ST67
10"T x 11"B x 8"H
FABRIC: Pearl Supreme Satin
STYLE: Hardback Drum
RING FINISH: Nickel



ST68
14"T x 15"B x 10"H
FABRIC: Pearl Supreme Satin
STYLE: Hardback Drum
RING FINISH: Nickel



ST69
(4"x6")T x (10"x16")B x 11" H
FABRIC: Global White
STYLE: Hardback Tapered Square
RING FINISH: Brass



ST70
(9"x9")T x (20"x20")B x 13" H
FABRIC: Off White Silk Shantung
STYLE: Hardback Tapered Square
RING FINISH: Brass




ST71
(9"x9")T x (20"x20")B x 14" H
FABRIC: Tan Silk Shantung
STYLE: Cut Corner Square
RING FINISH: Brass



ST72
20" T x 20" B x 11" H
FABRIC: Off White Camelot
STYLE: Softback Modified Drum
RING FINISH: Nickel

Shades



ST73
16"T x 17"B x 11"H
FABRIC: Off White Camelot
STYLE: Softback Drum
RING FINISH: Brass



ST74
9"T x 18"B x 13"H
FABRIC: Off White Silk Shantung
STYLE: Softback Bell
RING FINISH: Nickel



ST75
8"T x 16"B x 12"H
FABRIC: Ivory Shadow
STYLE: Softback Bell
RING FINISH: Brass



ST76
8"T x 16"B x 12"H
FABRIC: Off White Silk Shantung
STYLE: Softback Empire
RING FINISH: Brass



ST77
9"T x 18"B x 13"H
FABRIC: Pearl Supreme Satin
STYLE: Softback Bell
RING FINISH: Brass



ST78
11" T x 18" B x 12" H
FABRIC: Natural Burlap
STYLE: Softback Empire
RING FINISH: Brass



ST79
17" T x 18" B x 11" H
FABRIC: Global White
STYLE: Hardback Drum
RING FINISH: Nickel



ST80
8"T x 16"B x 12"H
FABRIC: Oyster Silksheen
STYLE: Softback Empire
RING FINISH: Brass



ST81
8"T x 15"B x 11"H
FABRIC: Oyster Silksheen
STYLE: Softback Empire
RING FINISH: Brass



ST82
9"T x 18"B x 13"H
FABRIC: Off White Shadow
STYLE: Softback Empire
RING FINISH: Brass



ST83
6"T x 18"B x 12"H
FABRIC: Honey Beige
Windchime Box Pleated
STYLE: Softback Empire
RING FINISH: Brass



ST84
7"T x 20"B x 12"H
FABRIC: Honey Beige
Windchime Box Pleated
STYLE: Softback Empire
RING FINISH: Brass

Shades



ST85
6"T x 12"B x 10"H
FABRIC: Off White Silk Shantung
STYLE: Softback Empire
RING FINISH: Brass



ST86
6"T x 12"B x 10"H
FABRIC: Ivory Shadow Box Pleat
STYLE: Softback Empire
RING FINISH: Brass



ST87
8"T x 16"B x 12"H
FABRIC: Pearl Supreme Satin
STYLE: Softback Bell
RING FINISH: Brass



ST88
(12"x12")T x (15"x15")B x 12" H
FABRIC: Global White
STYLE: Hardback Tapered Square
RING FINISH: Nickel



ST89
14" T x 18" B x 13" H
Fabric: Ivory Shadow
Style: Softback Modified Bell
RING FINISH: Brass



ST90
14" T x 18" B x 13" H
Fabric: Off White Silk Shantung
Style: Softback Modified Bell
RING FINISH: Brass



Shades



ST91
(6 x 6) x (11 x 11) x 10
FABRIC: Oyster Silksheen
STYLE: Hardback Tapered Square
RING FINISH: Brass



ST92
11 x 18 x 12
FABRIC: Ivory Shadow/Champagne
Whisper Pleats
STYLE: Softback Gathered Pleat Boillotte
RING FINISH: Brass ROSETTES: Bronze



ST93
14 x 15 x 9
FABRIC: Cream Aberdeen
STYLE: Hardback Drum
RING FINISH: Brass



ST94
11 x 16 x 10.5
FABRIC: Cream Aberdeen
STYLE: Hardback Boillotte
11 x 16 x 10.5
RING FINISH: Brass



ST95
(5 x 5) x (12 x 12) x 9.5"
FABRIC: Cream Aberdeen
STYLE: Hardback Tapered Square
RING FINISH: Brass



ST96
14 x 15 x 10
FABRIC: Cream Aberdeen
STYLE: Hardback Drum
RING FINISH: Brass



ST97
11 x 17 x 12
FABRIC: Cream Aberdeen
STYLE: Hardback Boillotte
RING FINISH: Brass



ST98
(9X9) x (14X14) x 12 Hexagon
FABRIC: Ivory Shadow
STYLE: Hardback Tapered Hexagon
RING FINISH: Brass



ST99
17 x 18 x 12
FABRIC: Cream Aberdeen
STYLE: Hardback Drum
RING FINISH: Brass



ST100
13 x 19 x 13
FABRIC: Cream Aberdeen
STYLE: Hardback Boillotte
RING FINISH: Brass



ST101
8 x 12 x 10
FABRIC: Cream Aberdeen
STYLE: Softback Bell
RING FINISH: Brass



ST8511
15 1/2" W x 8 1/4" H
SHADE MATERIAL: Opal Glass
STYLE: Torchiere
FITTER: 2 3/4"

Shades







THE STIFFEL LAMP COMPANY HISTORY

The Stiffel Lamp Company was founded in 1932, in Chicago, Illinois by Ted Stiffel. A talented craftsman, Ted Stiffel had a background in fine arts that gave him a unique ability to design innovative and intelligently crafted lamps, which were also beautiful to behold.

Stiffel's dedication to excellence established the company as the industry leader in quality.

During World War II, the company opened up a screw machine department and produced hundreds of thousands of bolts for anti-aircraft guns and other essential components for the war effort. In 1945, after V-J Day, when most government contracts were withdrawn, Stiffel went back to what it did best, making the highest quality metal lamps.

Over the years Stiffel Lamp has contributed a myriad of accomplishments to the lamp industry, including the invention of the patented Stiffel Switch, the pole lamp and unparalleled accomplishments in design.

Today that tradition continues with caring and enthusiastic employees, all of whom work towards one common and rare goal – excellence.

Proudly all of our products are still made in America, at our 40,000 square foot facility in Linden, NJ.

If you take pride in possessing the unusual as well as the finest, then Stiffel should be your choice in lamps. Precise craftsmanship and magnificent design combine to make Stiffel Lamps the world's finest.

1930's



Stiffel

LUSTROGRAD

ОГТОВЫЕ ПРОДАЖИ СВЕТИЛЬНИКОВ



STIFFEL

1940's

Academy Award Winner ANN BAXTER says—

"It's so Easy to Light!"

THE FAMOUS
**STIFFEL-
SWITCH**
MODERN
ILLUMINATOR

Merely grasp any
portion of shaft
and apply gentle
downward pressure.
Press it's ON . . .
Press it's OFF!



IF YOU take pride in possessing
the unusual as well as the finest
—then Stiffel should be your
choice in lamps. Precise crafts-
manship and magnificent design
combine to make Stiffel Lamps
the world's finest.

Exquisite Modern Illuminator
No. 2963A in polished brass with satin
silver Doric shaft. Height 62 inches.
300 Watt reflector flood bulb included.
\$49.50*

At fine stores everywhere.
Other Stiffel lamps from
\$19.95 to \$275.00

THE STIFFEL COMPANY
CHICAGO

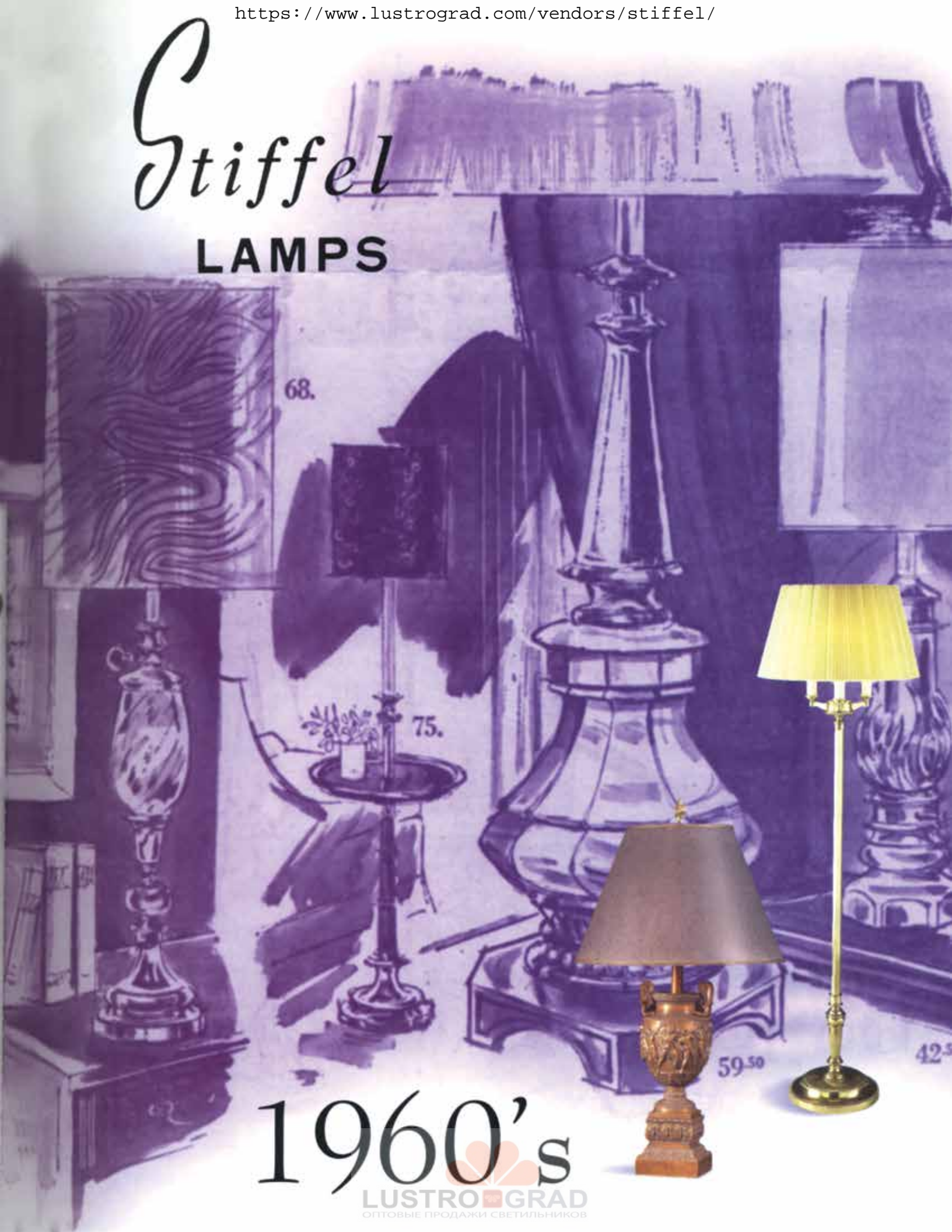
1950's
STIFFEL

ANN BAXTER
IN

"BLUE GARDENIA"
A Warner Bros. Release

Stiffel

LAMPS



68.

75.


59.50

42.50

1960's

LUSTROGRAD
ОГТОВЫЕ ПРОДАЖИ СВЕТИЛЬНИКОВ

1970's



Stiffel



"I gave him a Stiffel lamp... it's amazing what the right incentive can do."



"The Niemanns are really into lighting. I even did the limo in Stiffel."



"Isn't it remarkable, Candace, how our Stiffel lamp pulls this room together?"



"I wish Arthur fit in here as well as the Stiffel lamps."

Stiffel® 1980's



INDEX

Item #	Description	Page
BL-AC2067-K561-PHB	Buffet Lamp	68
BL-6621-PN	Buffet Lamp	58
BL-6661-AN	Buffet Lamp	50
BL-6682-6683-BB	Buffet Lamp	38
BL-6709-AB	Buffet Lamp	23
BL-6736-K9019-PHB	Buffet Lamp	68
BL-A811-AN	Buffet Lamp	49
BL-A924-DW	Buffet Lamp	65
BL-A933-RB	Buffet Lamp	29
BL-A965-PW	Buffet Lamp	14
BL-AC2070-BB	Buffet Lamp	23
BL-AC9637-AB	Buffet Lamp	42
BL-AC9639-AB	Buffet Lamp	42
BL-N7700-BB	Buffet Lamp	29
DL-6658-6689-AOB	Desk Lamp	72
DL-A965-2-PW	Desk Lamp	14,73
DL-N7483-N2410-AOB	Desk Lamp	71
DL-N7701-N7702-AOB	Desk Lamp	71
DL-N7932-N2410-AOB	Desk Lamp	72
DL-N8090-BB	Desk Lamp	73
DL-N8337-N2410-AOB	Desk Lamp	71
FL-1320-A584-OB	Floor Lamp	45
FL-1320-A976C-PN	Floor Lamp	60
FL-1320-C422-SB	Floor Lamp	10
FL-1320-C550-SB	Floor Lamp	35
FL-1320-K9079-AN	Floor Lamp	12
FL-1320-N4555-MS	6 Way Floor Lamp	17
FL-6425-6630-BN	Floor Lamp	57
FL-6654-6685-OB	Floor Lamp	44
FL-6707-A785-BB	Floor Lamp	37
FL-6714-6716-BOM	Floor Lamp	67
FL-6720-6719-PW	Floor Lamp	11
FL-6720X-A855-PHB	Floor Lamp	69
FL-6725-6717C-ATS	6 Way Floor Lamp	13
FL-A065-A630-AN	6 Way Floor Lamp	61
FL-A065-C553-GM	Floor Lamp	56
FL-A2034-A672-BB	Floor Lamp	37
FL-A718-A689-AB	Floor Lamp	37
FL-A902-1282-OB	Floor Lamp	47
FL-A966-A967-PW	Floor Lamp	15
FL-AC2027-AC2026-RB	Floor Lamp	48
FL-K6184-K3058-BB	Floor Lamp	75
FL-N5597-A573-JB	Floor Lamp	66
FL-N8063-N8330C-BB	Floor Lamp	9
SWFL-1320-K9079-AN	Floor Lamp	12
SWFL-1320-N4555-MS	Floor Lamp	17
SWFL-A902-1282-OB	Floor Lamp	47
SWFL-N8063-N8330-BB	Floor Lamp	9
SWTL-A623-A781-BB	Table Lamp	39
SWTL-K4029-K3098-ATS	Table Lamp	39
SWTL-K6059-A2014-AB	Table Lamp	39
TCH-1320-A584-OB	Torchiere	45
TCH-1320-C422-SB	Torchiere	10
TCH-6725-6717-ATS	Torchiere	13
TCH-AC8697-6719-PW	Torchiere	11
TL-A855-PHB	Table Lamp	69
TL-5870-6716-BOM	Table Lamp	67
TL-6206-C422-SB	Table Lamp	10
TL-6362-6719-PW	Table Lamp	11
TL-6432-A630-AN	Table Lamp	61
TL-6620-PN	Table Lamp	58
TL-6628-6630-BN	Table Lamp	57
TL-6650-6686-OB	Table Lamp	44
TL-6662-FLO	Table Lamp	28
TL-6671-N8563-PN	Table Lamp	55
TL-6693-A2271-PNB	Table Lamp	19
TL-6697-6698-DW	Table Lamp	65
TL-6717-ATS	Table Lamp	13
TL-6721-RB	Table Lamp	21
TL-6724-FLO	Table Lamp	34
TL-6737-PN	Table Lamp	55

Item #	Description	Page
TL-6742-6744-PNB	Table Lamp	27
TL-6780-AN	Table Lamp	63
TL-A589-A584-OB	Table Lamp	45
TL-A589-A726-BB	Table Lamp	36
TL-A589-A792-AB	Table Lamp	38
TL-A589-AC9826-AB	Table Lamp	32
TL-A610-A709-BB	Table Lamp	38
TL-A623-A625-OB	Table Lamp	53
TL-A667-DW	Table Lamp	65
TL-A764-A573-JB	Table Lamp	66
TL-A820-6713-AGB	Table Lamp	19
TL-A820-K7132-BB	Table Lamp	19
TL-A824-SBW	Table Lamp	16
TL-A835-RB	Table Lamp	26
TL-A844-SBW	Table Lamp	16
TL-A846-AC	Table Lamp	51
TL-A848-AN	Table Lamp	62
TL-A855-PHB	Table Lamp	69
TL-A856-RB	Table Lamp	21
TL-A860-RB	Table Lamp	33
TL-A888-PHB	Table Lamp	68
TL-A889-C550-SB	Table Lamp	35
TL-A902-1282-OB	Table Lamp	47
TL-A912-PN	Table Lamp	55
TL-A913-PN	Table Lamp	59
TL-A960-PN	Table Lamp	59
TL-A967-3-PW	Table Lamp	15,89
TL-A976-PN	Table Lamp	60
TL-AC2028-AC2026-RB	Table Lamp	48
TL-AC9595-AC9893-AB	Table Lamp	33
TL-AC9595-AC9894-AOB	Table Lamp	18
TL-AC9616-AC9879-AOB	Table Lamp	18
TL-C410-C436-OB	Table Lamp	53
TL-K111-C553-GM	Table Lamp	56
TL-K2054-K683-RB	Table Lamp	76
TL-K398-N7915-OB	Table Lamp	53
TL-K4023-K3058-BB	Table Lamp	75
TL-K54-N7685-SL	Table Lamp	49
TL-K6165-K9043-AB	Table Lamp	24
TL-N2338-N2341-AN	Table Lamp	50
TL-N3040-N3042-GM	Table Lamp	49
TL-N4554-N4555-MS	Table Lamp	17
TL-N6086-K9079-AN	Table Lamp	12
TL-N6086-N6085-SB	Table Lamp	25
TL-N6553-AN	Table Lamp	63
TL-N6561-AB	Table Lamp	41
TL-N6561-AN	Table Lamp	41
TL-N7346-AN	Table Lamp	27
TL-N7580-AB	Table Lamp	51
TL-N7585-6316-PN	Table Lamp	62
TL-N7608-AB	Table Lamp	36
TL-N7894-SU	Table Lamp	30
TL-N7903-BB	Table Lamp	26
TL-N7940-FLO	Table Lamp	28
TL-N8047-MS	Table Lamp	24
TL-N8055-BB	Table Lamp	31
TL-N8144-ATS	Table Lamp	22
TL-N8166-OB	Table Lamp	52
TL-N8244-RB	Table Lamp	34
TL-N8294-SU	Table Lamp	32
TL-N8330-BB	Table Lamp	9
TL-N8411-RB	Table Lamp	31
TL-N8414-N8415-ATS	Table Lamp	22
TL-N8433-OB	Table Lamp	52
TL-N8451-BB	Table Lamp	25
TL-N8469-MS	Table Lamp	30
TL-N8525-AGB	Table Lamp	34
TL-N8633-AC	Table Lamp	43
TL-N8640-AC	Table Lamp	43
TL-N8704-RB	Table Lamp	20
TL-N8705-RB	Table Lamp	20

Item #	Description	Page
ST1 - ST12	Shade	80
ST13 - ST24	Shade	81
ST25 - ST36	Shade	82
ST37 - ST48	Shade	83
ST49 - ST60	Shade	84
ST61 - ST72	Shade	85
ST73 - ST84	Shade	86
ST85 - ST90	Shade	87
ST91 - ST101	Shade	88
ST8511	Glass Shade	88





Stiffel®



MADE IN AMERICA



1233 West St. Georges Avenue
Linden, NJ 07036
(P) 908-925-7500 (F) 908-925-9240
www.stiffel.com