



SCHONBEK®

CONTENTS

TRANSLATIONS ARE AVAILABLE ON THE WEBSITE

ABOUT

Swarovski Lighting	2
Schonbek	4
Crystal + Finish	6
Custom Crystal Lighting	8
2017 Collection Introduction	12

TRADITIONAL / TRANSITIONAL

ARTISTIC CASTINGS	16
Index By Family	19
Alea	20
Emilea	26
Genzano	32
Isabelle	42
La Scala	48
La Scala Empire	60
La Scala Rock Crystal	68
Milano	78
Sophia	100

CRAFTED IRON

Index By Family	114
Bagatelle	116
Bordeaux	122
Cadence	128
Century	132
Ekaterina	140
Filigrae	146
Fontona Luce	154
Genesis	162
Gwynn	168
Jasmine	164
Linterna	182

Lucia	186
Madison	190
Maria Theresa	194
New Orleans	200
Renaissance	206
Renaissance Rock Crystal	218
Renaissance Rock Wall Sconce	228
Rivendell	232
Rondelle	242
Sarella	248
Scheherazade	258
Sonatina	262
Valterri	270
Vendome	274
Versailles	278
Versailles Rock Crystal	292
Vesca	304

CRYSTAL BASKET

Index By Family	315
Amytis	316
Camelot	324
Chrysalita	334
Equinoxe	340
Jubilee	346
Petit Crystal	252
Petit Crystal Deluxe	356
Rialto	364
Roman Empire	368
Tiara	374
Trilliane	380
Trilliane Strands	394

SCULPTED GLASS

Index By Family	419
-----------------	-----

Allegro + Minuet	420
Arlington	424
Fairfax	430
Hamilton	434
Hamilton Rock Crystal	442
Naville	448
Olde World	456
Rvington	466
Sterling	472

CONTEMPORARY / MODERN

CONTEMPORARY	482
Index By Family	485
Boutique Lamps	486
Cassini	490
Chantant	494
Da Vinci	510
Dionyx	516
Ecliptix	522
Matrix	536
Plaza	548
Quantum	556
Refrax	570
Riviera	588
Sunsarilo	594
Vertex	598
Zeppa	608

APPENDIX

Index By Close To Ceiling, Wall Sconces, Lamps, And Recessed Lighting	618
Index By Core	640
Contact Information	642



SWAROVSKI LIGHTING

CRYSTAL + LIGHT: A NATURAL SYMBIOSIS

Swarovski introduced their ornate ground crystal elements for use by designers and manufacturers of chandeliers and lighting fixtures in 1965.

In 2011, Swarovski formally established Swarovski Lighting, Ltd., which includes two distinct premium consumer lighting brands; Swarovski, with its contemporary aesthetic, and Schonbek, with its classic designs.

Together, Swarovski and Schonbek have been granted over 200 design patents and share more than 250 years of crystal and lighting history.





SCHONBEK®

The Schonbek Brand

Since 1870, Schonbek has been synonymous with authentic handcrafted crystal chandeliers of the highest heirloom quality. Each creation is a radiant masterpiece of elegance and opulence, designed to illuminate generations to come.

In 1870, young Adolph Schonbek left his grandfather's glassworks to found A. Schonbek & Co. The young entrepreneur focused on manufacturing crystal chandeliers of the finest quality and quickly built up a successful international business.

Passing this entrepreneurial spirit to the next generations, the family's passion and ingenuity continued to shine through in its chandelier making. For more than 140 years, the Schonbek name has carried with it a reputation as a change maker in lighting, revolutionizing the industry through a variety of patented inventions.

True to the company's heritage of craftsmanship, each premium Schonbek chandelier is made-to-order, shining with a special character in more than 10,000 combinations of finishes, crystal types, and styles. The result is lighting of exceptional grandeur that is appreciated by traditionalists and modernists alike.

For tailored solutions, Schonbek offers a diverse range of custom capabilities, making the brand an ideal partner for the most complex custom lighting projects.

Schonbek is manufactured exclusively at its global headquarters in Plattsburgh, NY, U.S.A., drawing inspiration from its rich European heritage and longstanding tradition of chandelier making. Schonbek is a member of the Swarovski Group.

CRYSTAL SELECTION



CRYSTALS FROM SWAROVSKI (S)



Available in a myriad of colors, effects, shapes, and sizes, Crystals from Swarovski are produced according to the innovative, lead-free* Advanced Crystal Standard and cut with high precision. The 'Crystals from Swarovski®' Seal serves as a certificate of authenticity that identifies products made with genuine Swarovski crystals.



SPECTRA CRYSTAL (A)



SPECTRA® CRYSTAL stands for machine cut Swarovski crystal with reliable Swarovski quality. SPECTRA® CRYSTAL has been a registered trademark since 1999 and offers the most important cuts in clear crystal.



HERITAGE CRYSTAL (H)

This heirloom quality crystal is characterized by visual purity, sharp faceting and precise polishing, offering shining clarity at industry standards. Also available in an array of beautiful colors.



ROCK CRYSTAL (R)

Rock crystal is naturally mined from the earth, not manufactured, and cannot be mass-produced. Skilled gem cutters grind, cut and polish each rock crystal by hand, enhancing its splendor, luminosity, and natural prismatic beauty.



OPTIC CRYSTAL (O)

Optic crystal, formerly used only in optical and scientific instrumentation, was added as an innovative option to Schonbek products for its remarkably refractive properties, clarity, and sharpness of the cuts.



GEMCUT CRYSTAL (M)

Machine-cut crystal mimicking gemstones, this crystal is characterized by sharp faceting that displays a pleasing balance of internal reflections of light.



VINTAGE CRYSTAL (V)

Recalling the fashions of a bye-gone era, these colorful, fanciful beads, dainty droplets, and antique-style faceted ovals are woven into chains creating a jewel-like brilliance.



LEGACY CRYSTAL (L)

From the glass-making region around Venice, Legacy crystal is molded and fire-polished to produce subtle luminosity, offering a modestly priced option to cut crystal.

FINISH

SELECTION

Schonbek offers a wonderful array of finishes for both classic and contemporary chandeliers. The frame finishes are hand-worked by craftspeople to create subtle hues and textures through complex layering and hand rubbing.

Finish Selection



Specific to Artistic Castings






CUSTOM CRYSTAL LIGHTING

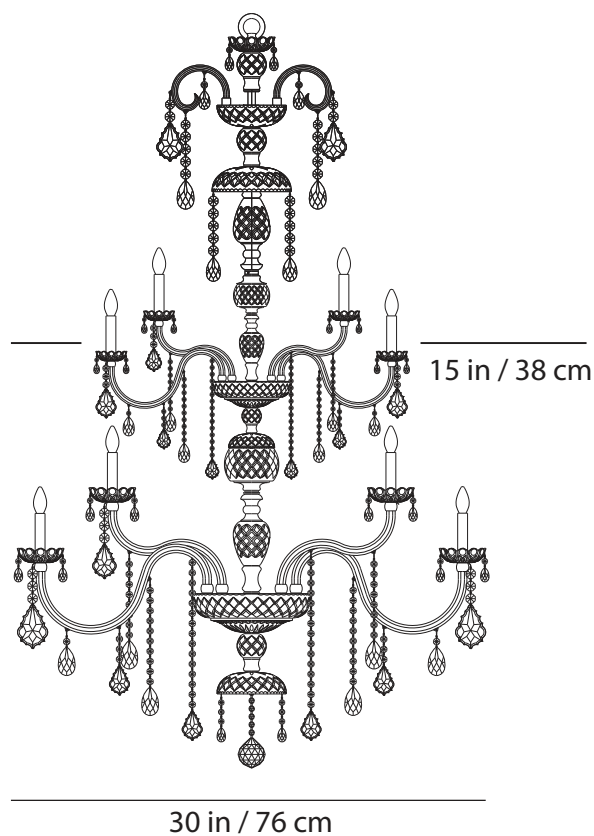
FROM CONCEPT TO COMPLETION

Custom Lighting Solutions at Swarovski Lighting is a team of experienced in-house lighting designers and engineers specializing in the custom modification of its two premium lighting brands, Swarovski and Schonbek.

Cutting crystal to perfection is coded in the DNA of Swarovski. Every lighting element is the result of market-leading, one-of-a-kind engineering, and skillful handwork. Making the world of difference, this unmistakable quality is reflected in our custom lighting fixtures, offering many different ways of combining light sources to suit any room design, limited only by the imagination.



68 in / 173 cm



STANDARD

CUSTOM MODIFIED

CUSTOM MODIFIED PRODUCTS


Our standard lighting products can be modified to bring your inspiration to life. Our designers and engineers work with you to model the original lighting fixture and skillfully transform it to personalized perfection. The design is then re-engineered and hand-crafted in Swarovski Lighting's state-of-the-art facility.

We are world-renowned for our laser-cut metal working, beautiful hand-rubbed finishing, and intricate crystal pinning techniques, resulting in a one-of-a-kind custom authentic masterpiece.



OUR CUSTOM DESIGN ADVANTAGES

Swarovski Lighting has more than 250 years of crystal and lighting expertise. We offer a wide variety of standard products featuring over 10,000 customizable SKUs. Our 200 patents demonstrate the innovation we hold as an industry leader. We also have access to exclusive Swarovski crystal styles, allowing us to add sparkle to every custom fixture or project. Our state-of-the-art manufacturing facility permits us to maintain high product quality standards and competitive lead times.



INTRODUCING THE 2017 COLLECTION

Since 1870, Schonbek has been revered for handcraftsmanship and timeless design. Two new lighting families, Gwynn and Emilea, compliment this heritage and offer an assortment of chandelier, pendant and wall sconce options.

New fixture styles are added to popular Schonbek families: Sarella, Vesca and Bagatelle, extending the decor possibilities and adding a sophisticated finishing touch to any home.

GWYNN

Page 169



EMILEA

Page 27



BAGATELLE

ECLYPTIX

Page 119

Page 523



REFRAX

SARELLA


VESCA

Page 571

Page 249

Page 305





ARTISTIC CASTINGS

—
Mediterranean artisans have produced some of the world's most inspirational artistic creations. The art of casting precious metals brings this old-world touch to Schonbek chandeliers. Most of our original designs are entirely composed of delicate castings, including arms, scrolls, and finely detailed miniature flourishes and fittings.

These original Schonbek designs feature intricate leaf and flower motifs that contrast with the highly stylized crystal ornaments.

—
Los artesanos mediterráneos han producido algunas de las creaciones artísticas más inspiradoras del mundo. El arte de moldear metales preciosos aporta este toque con sabor antiguo a las arañas de Schonbek. La mayoría de nuestros diseños originales están totalmente compuestos por delicados moldeos, incluyendo los brazos, las volutas, así como las florituras y los accesorios en miniatura con finos detalles.

Estos originales diseños de Schonbek cuentan con complicados motivos florales y de hojas que contrastan con los ornamentos de cristal altamente estilizados.

—
Des artisans méditerranéens ont produit certaines des créations artistiques les plus inspirées du monde. L'art du moulage de métaux précieux apporte cette note d'ancien monde aux lustres Schonbek. La plupart de nos designs originaux sont entièrement composés de moulages délicats avec des bras, des volutes et pour finir des rinceaux et des montures détaillés en miniature.

Ces designs originaux de Schonbek adoptent des motifs de feuilles et de fleurs qui contrastent avec les ornements de cristal hautement stylisés.

— Künstlerische Gusselemente

Künstler aus dem Mittelmeerraum haben mit zu den wichtigsten künstlerischen Kreationen beigetragen. Die Kunst des Edelmetall-Gusses verleiht diesen Lustern von Schonbek einen Hauch ehrwürdiger Antike. Die meisten der Designs bestehen aus filigranen Gusselementen, grazilen Verzierungen sowie sorgfältig ausgearbeiteten Miniatur-Blumenornamenten.

Diese Originaldesigns von Schonbek verzaubern mit aufwändigen Blatt- und Blumenmotiven, die einen vollendeten Kontrast bilden zu den abstrakten Kristallornamenten.

— Quando la Fusione Diventa Arte

Artigiani del Mediterraneo hanno prodotto alcune tra le creazioni artistiche di maggiore ispirazione al mondo. L'arte di fondere i metalli preziosi conferiscono questo tocco di «mondo antico» ai lampadari di Schonbek. La maggioranza dei nostri design prevede una delicata fusione che interessa bracci, volute e fioriture e dettagli finemente miniaturizzati.

Questi design originali Schonbek presentano fogliame intricato e motivi floreali in contrasto con gli ornamenti di cristallo molto stilizzati.

—
Средиземноморские ремесленники создали то, что считается одним из наиболее вдохновляющих художественных произведений. Искусство литья драгоценных металлов сохранило в люстрах Schonbek дух того времени. Большая часть наших оригинальных дизайнерских разработок полностью основана на использовании утонченного литья, включая отводы, спирали и витиеватые орнаменты и соединительные детали.

Для таких оригинальных дизайнерских решений Schonbek характерны мотивы из листьев и цветов, контрастирующих с хрустальным орнаментом в возвышенном стиле.





ALEA
20 - 27



LA SCALA EMPIRE
60 - 67



EMILEA
26 - 31



LA SCALA
ROCK CRYSTAL
68 - 77



GENZANO
32 - 41



MILANO
78 - 99



ISABELLE
42 - 47



SOPHIA
100 - 111



LA SCALA
48 - 59



AL6508-76H

ALEA

The timeless charm of an English mansion. A subtle statement of grace and luxury. Streamlined in form with delicate detailing, marrying the preciousness of delicately cast precious metals with scintillating cascades of crystal, Alea's classic sophistication blends into contemporary or country decors.

El encanto atemporal de una mansión inglesa. Una declaración sutil de lujo y elegancia. De formas sofisticadas con detalles delicados, casando el encanto de los metales preciosos delicadamente moldeados con brillantes cascadas de cristal, la sofisticación clásica de Alea se integra a la perfección en las decoraciones contemporáneas o de estilo rústico.

Le charme intemporel d'un manoir anglais. Une allure subtile de grâce et de luxe. Avec sa forme épurée et ses détails délicats, alliant les métaux précieux délicatement moulés aux cascades scintillantes de cristal, Alea affiche une sophistication classique qui convient parfaitement aux intérieurs contemporains ou campagnards.

In Alea reflektieren sich die subtile Anmut und der klassische Charme des englischen Lebensstils. Präzise geformtes Edelmetall und schillernde Kristallkaskaden vereinen sich mit dezenten Details zu einer schnittigen Form, die jeden zeitgenössisch oder rustikal gestalteten Schauplatz in ein warmes, edles Ambiente taucht.

Il fascino senza tempo di una villa inglese. Uno statement discreto di grazia e lusso. Dalla forma slanciata e dai dettagli delicati, combinando la preziosità dei metalli preziosi lavorati con delicatezza e cascate scintillanti di cristalli, la sofisticatezza classica di Alea si mescola con gli arredi contemporanei o country.

Классический шарм английского поместья. Сдержанное, грациозное и роскошное произведение. Простые контуры и изящные детали, чарующие литые элементы из драгоценных металлов и мерцающие кристалльные каскады. Светильник Alea традиционного изысканного дизайна удачно вписывается и в современные, и в загородные интерьеры.

CRYSTAL



HERITAGE CRYSTAL
(H)



SPECTRA CRYSTAL
(A)

FINISH



HEIRLOOM GOLD
(-22)



PARCHMENT GOLD
(-27)



HEIRLOOM BRONZE
(-76)



ROMAN SILVER
(-80)



FLORENTINE BRONZE
(-83)

Alea - AL6535

Chandelier

🔍 (H) ○ (-22)



↔ 36 in / 91 cm

↑ 35 in / 89 cm

↓ 40 in / 102 cm

⊙ 45 lbs / 20.3 kg

💡 110 15-B10 60max

💡 220 15-B35 40max

AVL 110V, 220V

🔍 (H), (A)
○ (-22), (-27), (-76), (-80), (-83)

22 | Alea

Alea - AL6508

Chandelier

◈ (H) ○ (-76)




30.5 in / 77 cm ↔

30 in / 76 cm ↓

40 in / 102 cm ↓

29 lbs / 13.1 kg ⊙


8-B10 60max 
110

8-B35 40max 
220

110V, 220V AVL


◈ (H), (A)
○ (-22), (-27), (-76), (-80), (-83)

24 in / 61 cm ↔
24.5 in / 62 cm ↑
40 in / 102 cm ↓
17 lbs / 7.7 kg Ⓢ
6-B10 60max Ⓢ
6-B35 40max Ⓢ
110V, 220V AVL



Alea - AL6506
Chandelier
Ⓢ (H) ○ (-80)

19 in / 48 cm ↔
22 in / 56 cm ↑
40 in / 102 cm ↓
13 lbs / 5.9 kg Ⓢ
5-B10 60max Ⓢ
5-B35 40max Ⓢ
110V, 220V AVL



Alea - AL6505
Chandelier
Ⓢ (H) ○ (-22)

Alea - AL6513

Wall Sconce

◊ (H) ○ (-76)



↔ 19 in / 48 cm

↑↓ 18 in / 46 cm

↘ 10 in / 25 cm

⊕ 6 lbs / 2.7 kg

💡 110 3-B10 60max

💡 220 3-B35 40max

AVL 110V, 220V

Alea - AL6503

Wall Sconce

◊ (H) ○ (-80)



↔ 15 in / 38 cm

↑↓ 17.5 in / 44 cm

↘ 9.5 in / 24 cm

⊕ 6 lbs / 2.7 kg

💡 110 3-B10 60max

💡 220 3-B35 40max

AVL 110V, 220V

Alea - AL6502

Wall Sconce

◊ (H) ○ (-22)



↔ 14 in / 36 cm

↑↓ 18 in / 46 cm

↘ 8 in / 20 cm

⊕ 5 lbs / 2.3 kg

💡 110 2-B10 60max

💡 220 2-B35 40max

AVL 110V, 220V

Alea - AL6501

Wall Sconce

◊ (H) ○ (-83)



↔ 5 in / 13 cm

↑↓ 17 in / 43 cm

↘ 10 in / 25 cm

⊕ 3 lbs / 1.4 kg

💡 110 1-B10 60max

💡 220 1-B35 40max

AVL 110V, 220V

◊ (H), (A)
○ (-22), (-27), (-76), (-80), (-83)



MA1012-260



EMILEA

The Emilea chandelier offers a look that combines the best of both worlds. Emilea has a classic, cast arm structure interspersed with crystal accents for a modern and sleek look, and is a subtly elegant design perfect for today's interiors.

La lámpara de araña Emilea ofrece un estilo que combina lo mejor de ambos mundos. Emilea incorpora una estructura clásica de brazos intercalados con detalles de cristal que le confieren un aspecto moderno y estilizado, y su diseño sutil y elegante es perfecto para los interiorismos actuales.

Le lustre Emilea offre un style qui combine le meilleur des deux mondes. Il possède un bras forgé à la structure classique parsemée d'accents en cristal pour une allure moderne et chic. Son design subtilement élégant est parfait pour les intérieurs contemporains.

In Emilea vereint sich das Beste aus allen Welten. Faszinierend funkelnde Kristallakzente verleihen den klassischen Gussarmen eine moderne, schnittige Note. Die subtile Eleganz dieses Designs ist ideal für ein zeitgenössisches Interieur.

Il lampadario Emilea offre un look che combina il meglio di entrambi i mondi. Emilea presenta una struttura a bracci classica cosparsa di note di cristallo per un look moderno e leggero, mostrando un design sobrio ed elegante, perfetto per gli interni di oggi.

В современном изящном дизайне люстры Emilea классические литые ветви усыпаны кристалльными акцентами. Это нежное элегантное изделие идеально вписывается в сегодняшние интерьеры.

CRYSTAL



OPTIC CRYSTAL CRYSTAL
(0)

FINISH



WHITE
(-06)



HEIRLOOM GOLD
(-22)



ETRUSCAN GOLD
(-23)



FRENCH GOLD
(-26)



POLISHED SILVER
(-40)



ANTIQUÉ SILVER
(-48)




JET BLACK
(-55)



HEIRLOOM BRONZE
(-76)



AURELIA
(-211)



Emilea - MA1008

Chandelier

◈ (O) (48)




33 in / 84 cm ↔

24 in / 61 cm ↑

123 in / 312 cm ↓

26 lbs / 11.7 kg Ⓢ

8-B10 60max 

8-B35 40max 

110V, 220V AVL

◈ (O)
O (-06), (-22), (-23), (-26), (-40), (48), (-55), (-76), (-211)

Emilea - MA1012

Chandelier

🔍 (O) (-26)



↔ 32.5 in / 83 cm

↑ 30.5 in / 77 cm

↓ 40 in / 102 cm

⊙ 28 lbs / 12.6 kg

💡 110 12-B10 60max

💡 220 12-B35 40max

AVL 110V, 220V



110 Canopy
*contact customer
service for 220
canopy information

🔍 (O)
O (-06), (-22), (-23), (-26), (-40), (48), (-55), (-76), (-211)

30 | Emilea



Emilea - MA1006

Chandelier

⚡ (O) ○ (-6)

- ↔ 30.5 in / 77 cm
- ↑ 22.5 in / 57 cm
- ↓ 40 in / 102 cm
- ⊙ 21 lbs / 9.5 kg
- 💡 110 6-B10 60max
- 💡 220 6-B35 40max
- AVL 110V, 220V




110 Canopy
*contact customer service for 220 canopy information



Emilea - MA1005

Chandelier

⚡ (O) ○ (-22)



With Shades Removed

- ↔ 19.5 in / 50 cm
- ↑ 22.5 in / 57 cm
- ↓ 40 in / 102 cm
- ⊙ 14 lbs / 6.3 kg
- 💡 110 5-B10 60max
- 💡 220 5-B35 40max
- AVL 110V, 220V



Emilea - MA1002

Wall Sconce

⚡ (O) ○ (-211)

- ↔ 13 in / 33 cm
- ↑ 20 in / 51 cm
- ↘ 8.5 in / 22 cm
- ⊙ 5 lbs / 2.3 kg
- 💡 110 2-B10 60max
- 💡 220 2-B35 40max
- AVL 110V, 220V

⚡ (O)
○ (-06), (-22), (-23), (-26), (-40), (48), (-55), (-76), (-211)



GE4709-211A

GENZANO

For two centuries, Genzano di Roma's legendary Infiorata has celebrated the Corpus Christi procession by covering its main street with a carpet of fresh flowers. Genzano is a floral-themed chandelier, with a profusion of intricate petal patterns, sunflower reliefs, and leaf ornaments.

Durante dos siglos, la legendaria Infiorata de Genzano di Roma ha celebrado la procesión del Corpus Christi cubriendo su calle principal con una alfombra de flores frescas. Genzano es una lámpara de araña de inspiración floral con abundantes patrones de pétalos, relieves de girasol y ornamentos de hojas.

Depuis deux siècles, la légendaire Infiorata de la ville de Genzano di Roma célèbre la procession du Corpus Christi en couvrant sa rue principale d'un tapis de fleurs fraîches. Genzano est un lustre de thème floral affichant une profusion complexe de motifs de pétales, de bas-reliefs ornés de fleurs de tournesol, et d'ornements de feuilles.

Seit 200 Jahren feiert das italienische Städtchen Genzano di Roma seine legendäre Fronleichnamsprozession mit einem bunten Blumenteppich. Dieser blühende Trend setzt sich in Genzano mit filigranen Knospenmustern, zarten Sonnenblumen und reichverzierten Blättern fort.

Per due secoli, la leggendaria Infiorata di Genzano di Roma ha celebrato la processione del Corpus Domini coprendo la strada principale con un tappeto di fiori freschi. Genzano è un lampadario a tema floreale con una profusione di intricati motivi di petali, girasoli in rilievo e foglie decorative.

В городе Джэнцано-ди-Рома уже два века проводится легендарный Фестиваль цветов с процессией, посвящённой Телу Христову. На главной улице выкладывают ковёр из свежих цветов. Genzano – это люстра цветочной тематики с многочисленными замысловатыми лепестками, рельефами в виде подсолнухов и орнаментами, изображающими листья.


CRYSTAL



HERITAGE CRYSTAL
(H)



SPECTRA CRYSTAL
(A)



CRYSTALS FROM
SWAROVSKI (S)



CRYSTAL ROCK
(CR)

FINISH



HEIRLOOM GOLD
(-22)



PARCHMENT GOLD
(-27)



POLISHED SILVER
(-40)



ROMAN SILVER
(-80)



FLORENTINE BRONZE
(-83)



MIDNIGHT GILD
(-86)



AURELIA
(-211)

Genzano - GE4722

Chandelier

🔍 (A) ○ (-83)



↔ 28.5 in / 72 cm

↑ 37 in / 94 cm

↓ 84 in / 213 cm

⊙ 54 lbs / 24.3 kg

💡
110 12-B10 60max

💡
220 12-B35 40max

AVL 110V, 220V

🔍 (H), (A), (S), (CR)
○ (-22), (-27), (-40), (-80), (-83), (-86), (-211)

34 | Genzano

Genzano - GE4721

Chandelier

◊ (A) ○ (-22)




110 Canopy
*contact customer service for 220 canopy information


43 in / 109 cm ↔

42.5 in / 108 cm ↓

84 in / 213 cm ↓

118 lbs / 53.1 kg ⊙

21-B10 60max 

21-B35 40max 

110V, 220V AVL

◊ (H), (A), (S), (CR)
○ (-22), (-27), (-40), (-80), (-83), (-86), (-211)

Genzano - GE4715

Chandelier

⚡ (H) ○ (-86)



↔ 39 in / 99 cm

↑ 40.5 in / 103 cm

↓ 84 in / 213 cm

⊙ 92 lbs / 41.4 kg

💡 110 15-B10 60max

💡 220 15-B35 40max

AVL 110V, 220V



110 Canopy
*contact customer
service for 220
canopy information

⚡ (H), (A), (S), (CR)
○ (-22), (-27), (-40), (-80), (-83), (-86), (-211)

36 | Genzano

Genzano - GE4712

Chandelier

◈ (H) ○ (-83)



43 in / 109 cm ↔

35.5 in / 90 cm ↓

42 in / 107 cm ↓



88 lbs / 39.6 kg ⊕


12-B10 60max 

12-B35 40max 

110V, 220V AVL

◈ (H), (A), (S), (CR)
○ (-22), (-27), (-40), (-80), (-83), (-86), (-211)

39 in / 99 cm ↔
32.5 in / 83 cm ↑
42 in / 107 cm ↓
81 lbs / 36.5 kg ⊞
11-B10 60max  110
11-B35 40max  220
110V, 220V AVL



Genzano - GE4711
Chandelier
⊞ (H) ○ (-80)

35 in / 89 cm ↔
30 in / 76 cm ↑
42 in / 107 cm ↓
62 lbs / 27.9 kg ⊞
9-B10 60max  110
9-B35 40max  220
110V, 220V AVL



Genzano - GE4709
Chandelier
⊞ (A) ○ (-211)

Genzano - GE4708

Chandelier

⚡ (A) ○ (-80)



↔ 30 in / 76 cm

↑ 27 in / 69 cm

↓ 40 in / 102 cm

⊙ 48 lbs / 21.6 kg

💡 110 8-B10 60max

💡 220 8-B35 40max

AVL 110V, 220V



110 Canopy
*contact customer
service for 220
canopy information

Genzano - GE4707

Chandelier

⚡ (A) ○ (-27)



↔ 26 in / 66 cm

↑ 25.5 in / 65 cm

↓ 40 in / 102 cm



⊙ 40 lbs / 18.0 kg

💡 110 7-B10 60max

💡 220 7-B35 40max



AVL 110V, 220V

⚡ (H), (A), (S), (CR)
○ (-22), (-27), (-40), (-80), (-83), (-86), (-211)

18 in / 46 cm ↔
23 in / 58 cm ↑
40 in / 102 cm ↓
24 lbs / 10.8 kg ⊕
5-B10 60max  110
5-B35 40max  220
110V, 220V AVL



Genzano - GE4705
Chandelier
◆ (S) ○ (-40)

24 in / 61 cm ↔
25.5 in / 65 cm ↑
40 in / 102 cm ↓
34 lbs / 15.3 kg ⊕
6-B10 60max  110
6-B35 40max  220
110V, 220V AVL



Genzano - GE4706
Chandelier
◆ (CR) ○ (-27)



Genzano - GE4703

Wall Sconce

⚡ (H) ○ (-211)

- ↔ 13.5 in / 34 cm
- ↑↓ 20 in / 51 cm
- ↙ 8.5 in / 22 cm
- ⊙ 8 lbs / 3.6 kg
- 💡 110 3-B10 60max
- 💡 220 3-B35 40max
- AVL 110V, 220V



Genzano - GE4702

Wall Sconce

⚡ (H) ○ (-40)

- ↔ 16 in / 41 cm
- ↑↓ 20 in / 51 cm
- ↙ 7 in / 18 cm
- ⊙ 6 lbs / 2.7 kg
- 💡 110 2-B10 60max
- 💡 220 2-B35 40max
- AVL 110V, 220V



Genzano - GE4701

Wall Sconce


⚡ (S) ○ (-83)

- ↔ 7.5 in / 19 cm
- ↑↓ 20 in / 51 cm
- ↙ 8.5 in / 22 cm
- ⊙ 4 lbs / 1.8 kg
- 💡 110 1-B10 60max
- 💡 220 1-B35 40max
- AVL 110V, 220V

⚡ (H), (A), (S), (CR)
○ (-22), (-27), (-40), (-80), (-83), (-86), (-211)



6307-27GS



ISABELLE

Like the rare La Granja chandeliers that have decorated Spanish palaces for centuries, Isabelle's delicate, hand-formed crystal arms and scrolls mingle with ornate bronze or silver and a melody of highly stylized crystal ornaments. This original Schonbek design is fit for ballrooms, formal spaces, and the dining space of your classically luxurious home, too.

Al igual que las raras lámparas de arañas de La Granja que han decorado los palacios españoles durante siglos, los delicados brazos de cristal y volutas de cristal moldeado a mano del modelo Isabelle se mezclan con ornamentos de bronce o de plata y con una melodía de estilizadas decoraciones de cristal. Este diseño original de Schonbek es adecuado para los salones de baile, estancias formales, y comedores de grandes residencias con un lujo clásico.

Comme les rares lustres La Granja qui décorent les palais espagnols depuis des siècles, les bras et les volutes en cristal délicats et formés à la main du luminaire Isabelle se mêlent avec le bronze ou l'argent ouvragés, et une mélodie d'ornements en cristal ultra stylisés. Ce design Schonbek original convient pour les salles de bal, les espaces officiels, mais aussi l'espace de dîner d'une maison au luxe classique.

Inspiriert von den seltenen La Granja-Lustern, die spanische Paläste seit Jahrhunderten ins richtige Licht setzen, ist Isabelle mit handgeformten Kristallarmen und Ornamenten, prachtvollen Details in Bronze oder Silber und abstrakten Kristallakzenten eine Verbeugung in Richtung der spanischen Vorlage. Dieses Originaldesign von Schonbek ist der ideale Beleuchtungspartner für Ballsäle, Repräsentationsräume und klassische Essplätze in luxuriösen Anwesen.

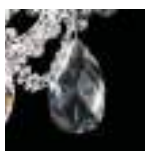
Come i rari lampadari La Granja che hanno decorato i palazzi spagnoli per secoli, i delicati bracci e volute di cristallo realizzati a mano di Isabelle si mescolano con ornamenti in bronzo o argento e una melodia di decorazioni in cristallo altamente stilizzate. Questo design originale Schonbek è ideale per sale da ballo, spazi formali e anche per sale da pranzo di case classicamente lussuose.

Модель Isabelle сделана в стиле редких люстр La Granja, веками украшавших испанские дворцы. Нежные кристалльные ветви и свитки, изготовленные вручную, сочетаются здесь с бронзовыми или серебряными узорами и мелодией стилизованных кристалльных орнаментов. Это произведение мастеров Schonbek прекрасно подходит для балльных залов, официальных помещений и столовых с классическим роскошным интерьером.

CRYSTAL



OPTIC CRYSTAL
(0)



SPECTRA CRYSTAL
(A)



CRYSTALS FROM
SWAROVSKI
GOLDEN SHADOW (GS)

FINISH



HEIRLOOM GOLD
(-22)



ETRUSCAN GOLD
(-23)



FRENCH GOLD
(-26)



PARCHMENT GOLD
(-27)



ANTIQUE SILVER
(-48)



PARCHMENT BRONZE
(-74)



HEIRLOOM BRONZE
(-76)



ROMAN SILVER
(-80)



FLORENTINE BRONZE
(-83)



MIDNIGHT GILD
(-86)

Isabelle - 6312

Chandelier

🔍 (O) ○ (-27)



↔ 36 in / 91 cm

↑ 40 in / 102 cm

↓ 42 in / 107 cm

⊙ 50 lbs / 22.5 kg

💡 110 12-B10 60max

💡 220 12-B35 40max

AVL 110V, 220V, CCC

🔍 (O), (A), (GS)

○ (-22), (-23), (-26), (-27), (-48), (-74), (-76), (-80), (-83), (-86)

44 | isabelle

Isabelle - 6309

Chandelier

◆ (GS) ○ (-83)




31 in / 79 cm ↔

31 in / 79 cm ↓

40 in / 102 cm ↓

36 lbs / 16.2 kg ⊕

9-B10 60max 

9-B35 40max 

110V, 220V, CCC AVL

◆ (O), (A), (GS)

○ (-22), (-23), (-26), (-27), (-48), (-74), (-76), (-80), (-83), (-86)



Isabelle - 6307

Chandelier

⚡ (O) ○ (-27)



↔ 28 in / 71 cm

↑ 27.5 in / 70 cm

↓ 40 in / 102 cm

⊕ 24 lbs / 10.8 kg

💡 110 7-B10 60max

💡 220 7-B35 40max

AVL 110V, 220V, CCC

Isabelle - 6305

Chandelier

⚡ (A) ○ (-83)



↔ 22 in / 56 cm

↑ 23.5 in / 60 cm

↓ 40 in / 102 cm

⊕ 12 lbs / 5.4 kg

💡 110 5-B10 60max

💡 220 5-B35 40max

AVL 110V, 220V, CCC



110 Canopy
*contact customer
service for 220
canopy information

Isabelle - 6303

Wall Sconce

⚡ (O) ○ (-27)



↔ 13 in / 33 cm

↑ 18.5 in / 47 cm

↘ 7 in / 18 cm

⊕ 3 lbs / 1.4 kg

💡 110 3-B10 60max

💡 220 3-B35 40max

AVL 110V, 220V

Isabelle - 6302

Wall Sconce

⚡ (O) ○ (-80)



↔ 13 in / 33 cm

↑ 15 in / 38 cm

↘ 6 in / 15 cm

⊕ 3 lbs / 1.4 kg

💡 110 2-B10 60max

💡 220 2-B35 40max

AVL 110V, 220V

⚡ (O), (A), (GS)
○ (-22), (-23), (-26), (-27), (-48), (-74), (-76), (-80), (-83), (-86)



5010-27H (X2)

LA SCALA

The soft curves, leaf-like motifs, rich crystal garlands, and flower-shaped cups of La Scala evoke the sixteenth-century chandeliers of the Rococo. Its ornate arms and scrolls are cast by hand from Schonbek family molds.

Las suaves curvas, los motivos en forma de hoja, las exuberantes guirnalda de cristal y las copas en forma de flor de La Scala evocan las lámparas de araña de estilo Rococó del siglo XVI. Sus brazos y volutas ornamentales se forjan a mano con ayuda de moldes de la familia Schonbek.

Les courbes douces, les motifs de feuilles, les riches guirlandes de cristal et les coupelles en forme de fleur de La Scala évoquent les lustres rococo du 16^e siècle. Ses bras et ses volutes richement ornés sont moulés à la main à partir de moules de la famille Schonbek.

Die sanften Kurven, Blattmotive, reichhaltigen Kristallgirlanden und blütenförmigen Wachs fänger von La Scala spielen mit der luxuriösen Formensprache des Rokoko. Die Arme und Verschnörkelungen werden in den Formen der Schonbek Familie gegossen.

Le curve morbide, i motivi a foglie, le ricche ghirlande di cristallo e le coppe a forma di fiori di La Scala evocano i lampadari del sedicesimo secolo del Rococo. I suoi bracci e volute ornamentali sono realizzati a mano mediante gli stampi della famiglia Schonbek.

Мягие изгибы, мотивы в форме листьев, богатые кристалльные гирлянды и розетки в виде цветов: La Scala напоминает люстры 15 века в стиле рококо. Литые декоративные рожки и завитки изготовлены вручную в формах, принадлежащих семье Шонбек.

CRYSTAL



HERITAGE CRYSTAL
(H)



SPECTRA CRYSTAL
(A)



CRYSTALS FROM
SWAROVSKI (S)

FINISH



HEIRLOOM GOLD
(-22)



ETRUSCAN GOLD
(-23)



FRENCH GOLD
(-26)



PARCHMENT GOLD
(-27)



ANTIQUE SILVER
(-48)



PARCHMENT BRONZE
(-74)



HEIRLOOM BRONZE
(-76)



ROMAN SILVER
(-80)



FLORENTINE BRONZE
(-83)



MIDNIGHT GILD
(-86)

La Scala - 5075

Chandelier

⚡ (H) ○ (-48)



↔ 28 in / 71 cm

↑ 32 in / 81 cm

↓ 120 in / 305 cm

⊙ 44 lbs / 19.8 kg

💡 110 15-B10 60max

💡 220 15-B35 40max

AVL 110V, 220V, CCC

⚡ (H), (A), (S)

○ (-22), (-23), (-26), (-27), (-48), (-74), (-76), (-80), (-83), (-86)

50 | La Scala

La Scala - 5074

Chandelier

◆ (H) ○ (-74)



28 in / 71 cm ↔

29.5 in / 75 cm ↓

120 in / 305 cm ↓

35 lbs / 15.8 kg ⊙

10-B10 60max  110

10-B35 40max  220

110V, 220V, CCC AVL

◆ (H), (A), (S)

○ (-22), (-23), (-26), (-27), (-48), (-74), (-76), (-80), (-83), (-86)





La Scala - 5073

Chandelier

⚡ (H) ○ (-22)

- ↔ 25 in / 64 cm
- ↑ 28.5 in / 72 cm
- ↓ 80 in / 203 cm
- ⊙ 27 lbs / 12.2 kg
- 💡 110 8-B10 60max
- 💡 220 8-B35 40max
- AVL 110V, 220V, CCC



La Scala - 5072

Chandelier

⚡ (H) ○ (-48)

- ↔ 23 in / 58 cm
- ↑ 25 in / 64 cm
- ↓ 80 in / 203 cm
- ⊙ 20 lbs / 9.0 kg
- 💡 110 6-B10 60max
- 💡 220 6-B35 40max
- AVL 110V, 220V, CCC



La Scala - 5016

Chandelier

⚡ (H) ○ (-76)

- ↔ 49 in / 124 cm
- ↑ 72 in / 183 cm
- ↓ 126 in / 320 cm
- ⊙ 152 lbs / 68.4 kg
- 💡 110 45-B10 60max
- 💡 220 45-B35 40max
- AVL 110V, 220V

48.5 in / 123 cm ↔

54 in / 137 cm ↑↓

126 in / 320 cm ↓

142 lbs / 63.9 kg 📦


27-B10 60max 📢
110

27-B35 40max 📢
220

110V, 220V AVL



110 Canopy
*contact customer
service for 220
canopy information



La Scala - 5014

Chandelier

📦 (A) ○ (-23)

46 in / 117 cm ↔

48 in / 122 cm ↑↓

126 in / 320 cm ↓

102 lbs / 45.9 kg 📦

24-B10 60max 📢
110

24-B35 40max 📢
220

110V, 220V AVL



La Scala - 5013

Chandelier

📦 (H) ○ (-27)

📦 (H), (A), (S)

○ (-22), (-23), (-26), (-27), (-48), (-74), (-76), (-80), (-83), (-86)

54 | La Scala

La Scala - 5012

Chandelier

◊ (A) ○ (-26)



↔ 35 in / 89 cm

↑ 53 in / 135 cm

↓ 126 in / 320 cm

⊙ 106 lbs / 47.7 kg

💡 110 25-B10 60max

💡 220 25-B35 40max

AVL 110V, 220V

La Scala - 5011

Chandelier

◊ (H) ○ (-22)



↔ 33 in / 84 cm

↑ 41 in / 104 cm

↓ 84 in / 213 cm

⊙ 80 lbs / 36.0 kg

💡 110 12-B10 60max

💡 220 12-B35 40max

AVL 110V, 220V, CCC

◊ (H), (A), (S)


○ (-22), (-23), (-26), (-27), (-48), (-74), (-76), (-80), (-83), (-86)

28 in / 71 cm ↔
45 in / 114 cm ↑↓
126 in / 320 cm ↓
58 lbs / 26.1 kg Ⓢ
15-B10 60max Ⓢ
15-B35 40max Ⓢ
110V, 220V, CCC AVL



La Scala - 5010
Chandelier
Ⓢ (S) ○ (-76)

25 in / 64 cm ↔
39 in / 99 cm ↑↓
120 in / 305 cm ↓
45 lbs / 20.3 kg Ⓢ
12-B10 60max Ⓢ
12-B35 40max Ⓢ
110V, 220V, CCC AVL



La Scala - 5009
Chandelier
Ⓢ (H) ○ (-48)



La Scala - 5008
Chandelier
⚡ (H) ○ (-74)

↔ 28 in / 71 cm
↑ 38 in / 97 cm
↓ 126 in / 320 cm
⊕ 50 lbs / 22.5 kg
💡 110 10-B10 60max
💡 220 10-B35 40max
AVL 110V, 220V, CCC



La Scala - 5007
Chandelier
⚡ (S) ○ (-83)

↔ 25 in / 64 cm
↑ 34 in / 86 cm
↓ 80 in / 203 cm
⊕ 36 lbs / 16.2 kg
💡 110 8-B10 60max
💡 220 8-B35 40max
AVL 110V, 220V, CCC



La Scala - 5005
Chandelier
⚡ (S) ○ (-86)

↔ 17 in / 43 cm
↑ 24 in / 61 cm
↓ 40 in / 102 cm
⊕ 16 lbs / 7.2 kg
💡 110 5-B10 60max
💡 220 5-B35 40max
AVL 110V, 220V, CCC

La Scala - 5004

Chandelier

⚡ (H) ○ (-76)



↔ 12.5 in / 32 cm

↑ 14.5 in / 37 cm

↓ 40 in / 102 cm

Ⓢ 5 lbs / 2.3 kg

💡 110 4-B10 60max

💡 220 4-B35 40max

AVL 110V, 220V, CCC

La Scala - 5345

Convertible

⚡ (H) ○ (-48)



↔ 18 in / 46 cm

↑ 20.5 in / 52 cm

↓ 40 in / 102 cm

Ⓢ 11 lbs / 5.0 kg

💡 110 5-B10 40max

💡 220 5-B35 40max

AVL 110V, 220V

La Scala - 5344

Convertible

⚡ (H) ○ (-22)



↔ 14.5 in / 37 cm

↑ 18 in / 46 cm

↓ 40 in / 102 cm

Ⓢ 8 lbs / 3.6 kg

💡 110 4-B10 40max

💡 220 4-B35 40max

AVL 110V, 220V

La Scala - 5343

Convertible

⚡ (A) ○ (-22)



↔ 12.5 in / 32 cm

↑ 16.5 in / 42 cm

↓ 40 in / 102 cm

Ⓢ 7 lbs / 3.2 kg

💡 110 3-B10 40max

💡 220 3-B35 40max

AVL 110V, 220V

La Scala - 5003

Wall Sconce

⚡ (S) ○ (-48)



↔ 22 in / 56 cm

↑ 27 in / 69 cm

↘ 13.5 in / 34 cm

Ⓢ 16 lbs / 7.2 kg

💡 110 5-B10 60max

💡 220 5-B35 40max

AVL 110V, 220V

La Scala - 5002

Wall Sconce

⚡ (H) ○ (-76)



↔ 15 in / 38 cm

↑ 17 in / 43 cm

↘ 8.5 in / 22 cm

Ⓢ 7 lbs / 3.2 kg

💡 110 3-B10 60max

💡 220 3-B35 40max

AVL 110V, 220V

⚡ (H), (A), (S)
○ (-22), (-23), (-26), (-27), (-48), (-74), (-76), (-80), (-83), (-86)

La Scala - 5071

Wall Sconce

⚡ (H) ○ (-22)



↔ 11.5 in / 29 cm

↑↓ 17 in / 43 cm

↘ 7.5 in / 19 cm

⊕ 5 lbs / 2.3 kg

💡 110 3-B10 60max

💡 220 3-B35 40max

AVL 110V, 220V

La Scala - 5001

Wall Sconce

⚡ (A) ○ (-76)



↔ 15 in / 38 cm

↑↓ 17 in / 43 cm

↘ 6 in / 15 cm

⊕ 6 lbs / 2.7 kg

💡 110 2-B10 60max

💡 220 2-B35 40max

AVL 110V, 220V

La Scala - 5070

Wall Sconce

⚡ (H) ○ (-48)



↔ 11.5 in / 29 cm

↑↓ 16.5 in / 42 cm

↘ 6.5 in / 17 cm

⊕ 5 lbs / 2.3 kg

💡 110 2-B10 60max

💡 220 2-B35 40max

AVL 110V, 220V

La Scala - 5000

Wall Sconce

⚡ (A) ○ (-27)



↔ 4.5 in / 11 cm

↑↓ 16 in / 41 cm

↘ 8.5 in / 22 cm

⊕ 4.5 lbs / 2.0 kg

💡 110 1-B10 60max

💡 220 1-B35 40max

AVL 110V, 220V

La Scala - 5069

Wall Sconce

⚡ (H) ○ (-74)



↔ 5 in / 13 cm

↑↓ 16 in / 41 cm

↘ 8 in / 20 cm

⊕ 3 lbs / 1.4 kg

💡 110 1-B10 60max

💡 220 1-B35 40max

AVL 110V, 220V

⚡ (H), (A), (S)
○ (-22), (-23), (-26), (-27), (-48), (-74), (-76), (-80), (-83), (-86)



5082-22

LA SCALA EMPIRE

The Neoclassical proportions and solid curves of La Scala Empire bring together the whimsy of Rococo decors and the imposing grandeur of the Empire style. Add tinted crystals to your design for a contemporary touch.

Las proporciones neoclásicas y las sólidas curvas del Imperio La Scala reúnen la fantasía de las decoraciones rococó y la imponente grandeza del estilo imperial. Agregue los cristales teñidos a su diseño para un tacto contemporáneo.


Les proportions néoclassiques et les courbes solides de La Scala Empire unissent la fantaisie des décors rococo et la majesté du style Empire. Ajoutez des cristaux fumés à votre design pour une touche contemporaine.

In den neoklassizistischen Formaten und kompakten Kurven von La Scala Empire verschmelzen der verspielt zarte Stil des Rokoko und die beeindruckende Würde des höfischen Empire Stils. Farbenfrohe Kristalle verleihen Ihrem individuellen Design eine zeitgenössische Note.

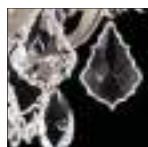
Le proporzioni neoclassiche e le solide curve di La Scala Empire combinano la bizzarria delle decorazioni Rococo e l'imponente grandezza dello stile Impero. Cristalli colorati al design per un tocco contemporaneo.

Неоклассические пропорции и солидные изгибы люстры La Scala Empire уравновешивают замысловатый декор в стиле рококо и внушительную величественную эстетику стиля ампир. Добавьте цветные кристаллы, чтобы внести в дизайн современную ноту.


CRYSTAL



HERITAGE CRYSTAL
(H)



SPECTRA CRYSTAL
(A)



CRYSTALS FROM
SWAROVSKI (S)

FINISH



HEIRLOOM GOLD
(-22)



ETRUSCAN GOLD
(-23)



FRENCH GOLD
(-26)



PARCHMENT GOLD
(-27)



ANTIQUE SILVER
(-48)



PARCHMENT BRONZE
(-74)



HEIRLOOM BRONZE
(-76)



ROMAN SILVER
(-80)



FLORENTINE BRONZE
(-83)



MIDNIGHT GILD
(-86)

La Scala Empire - 5090

Chandelier

🔍 (A) ○ (-23)



↔ 25.5 in / 65 cm

↑ 48 in / 122 cm

↓ 120 in / 305 cm

⊙ 36 lbs / 16.2 kg

💡 110 11-B10 60max

💡 220 11-B35 40max

AVL: 110V, 220V, CCC

🔍 (H), (A), (S)

○ (-22), (-23), (-26), (-27), (-48), (-74), (-76), (-80), (-83), (-86)

62 | La Scala Empire

La Scala Empire - 5082

Chandelier

◈ (H) ○ (-22)





38 in / 97 cm ↔

67 in / 170 cm ↓

126 in / 320 cm ↓

90 lbs / 40.5 kg Ⓞ


22-B10 60max  110

22-B35 40max  220

110V, 220V, CCC AVL:

◈ (H), (A), (S)

○ (-22), (-23), (-26), (-27), (-48), (-74), (-76), (-80), (-83), (-86)



La Scala Empire - 5080

Chandelier

⚡ (H) ○ (-48)



↔ 30 in / 76 cm

↑ 40.5 in / 103 cm

↓ 120 in / 305 cm

⊙ 38 lbs / 17.1 kg

💡
110 15-B10 60max

💡
220 15-B35 40max

AVL 110V, 220V, CCC

La Scala Empire - 5078

Chandelier

⚡ (A) ○ (-80)



↔ 25.5 in / 65 cm

↑ 35 in / 89 cm

↓ 40 in / 102 cm

⊙ 28 lbs / 12.6 kg

💡
110 8-B10 60max

💡
110 2-G16-1/2 60max

💡
220 8-B35 40max

💡
220 2-P45 40max INCL.

AVL 110V, 220V, CCC

⚡ (H), (A), (S)

○ (-22), (-23), (-26), (-27), (-48), (-74), (-76), (-80), (-83), (-86)

La Scala Empire - 5077

Chandelier

🔍 (A) ○ (-26)



↔ 23.5 in / 60 cm

↑ 30 in / 76 cm

↓ 40 in / 102 cm

⊙ 20 lbs / 9.0 kg

💡
110 9-B10 60max

💡
220 9-B35 40max

AVL 110V, 220V, CCC

🔍 (H), (A), (S)

○ (-22), (-23), (-26), (-27), (-48), (-74), (-76), (-80), (-83), (-86)

66 | La Scala Empire

La Scala Empire - 5076

Chandelier

◈ (H) ○ (-74)



21 in / 53 cm ↔

28 in / 71 cm ↓

40 in / 102 cm ↓

18 lbs / 8.1 kg ⊕

6-B10 60max 2-G16-1/2 60max 

6-B35 40max 2-P45 40max INCL. 

110V, 220V, CCC AVL

◈ (H), (A), (S)

○ (-22), (-23), (-26), (-27), (-48), (-74), (-76), (-80), (-83), (-86)



5411-86R

LA SCALA ROCK CRYSTAL

The soft curves, leaf-like motifs, and flower-shaped cups of La Scala Rock are inspired by the chandeliers of the Rococo. Luxurious rock crystals dangle from its ornate arms and scrolls, which are cast by hand from Schonbek family molds.

Las suaves curvas, los motivos en forma de hojas y las copas en forma de flor de La Scala Rock se inspiran en las lámparas de arañas del Rococó. De sus brazos y volutas ornamentales cuelgan lujosos cristales de roca, forjados a mano con ayuda de moldes de la familia Schonbek.

Les courbes douces, les motifs de feuilles et les coupelles en forme de fleur de La Scala Rock sont inspirés des lustres rococo. De luxueux cristaux de roche dansent sur ses bras et ses volutes ouvragés, moulés à la main à partir de moules de la famille Schonbek.

Die sanften Kurven, Blattmotive und blütenförmigen Wachsfränger von La Scala Rock spielen mit der luxuriösen Formensprache des Rokoko. Luxuriöse Bergkristalle schwingen an den Armen und Verschnörkelungen, die von Hand gegossen werden.

Le curve morbide, i motivi a foglia e le coppe a forma di fiori di La Scala Rock si ispirano ai lampadari del Rococo. I lussuosi cristalli di roccia penzolano dai suoi bracci e volute ornamentali, realizzati a mano mediante gli stampi della famiglia Schonbek.

Мягие изгибы, мотивы в форме листьев и розетки в виде цветов: La Scala Rock напоминает люстры в стиле рококо. Литые декоративные рожки и завитки изготовлены вручную в формах, принадлежащих семье Шонбек, и декорированы роскошным горным хрусталём.

CRYSTAL



ROCK CRYSTAL
(R)

FINSIH



HEIRLOOM GOLD
(-22)



ETRUSCAN GOLD
(-23)



FRENCH GOLD
(-26)



PARCHMENT GOLD
(-27)



ANTIQUE PEWTER
(-47)



ANTIQUE SILVER
(-48)



PARCHMENT BRONZE
(-74)



HEIRLOOM BRONZE
(-76)



ROMAN SILVER
(-80)



FLORENTINE BRONZE
(-83)



MIDNIGHT GILD
(-86)

La Scala Rock Crystal - 5474

Chandelier

⚡ (R) ○ (-74)



↔ 27.5 in / 70 cm

↑ 29.5 in / 75 cm

↓ 120 in / 305 cm

⊙ 38 lbs / 17.1 kg

💡 110 10-B10 60max

💡 220 10-B35 40max

AVL 110V, 220V, CCC

⚡ (R)

○ (-22), (-23), (-26), (-27), (-48), (-74), (-76), (-80), (-83), (-86)

70 | La Scala Rock Crystal

La Scala Rock Crystal - 5473

Chandelier
◆ (R) ○ (-48)




25 in / 64 cm ↔

28 in / 71 cm ↓

80 in / 203 cm ↓



30 lbs / 13.5 kg ⊙


8-B10 60max 
110

8-B35 40max 
220

110V, 220V, CCC AVL

◆ (R)
○ (-22), (-23), (-26), (-27), (-48), (-74), (-76), (-80), (-83), (-86)

23 in / 58 cm ↔
25 in / 64 cm ↑
80 in / 203 cm ↓
21.5 lbs / 9.7 kg ⊕
6-B10 60max  110
6-B35 40max  220
110V, 220V, CCC AVL




La Scala Rock Crystal - 5472
Chandelier
⊕ (R) ○ (-22)

46 in / 117 cm ↔
46.5 in / 118 cm ↑
126 in / 320 cm ↓
88 lbs / 39.6 kg ⊕
24-B10 60max  110
24-B35 40max  220
110V, 220V, CCC AVL



110 Canopy
*contact customer service for 220 canopy information



La Scala Rock Crystal - 5413
Chandelier
⊕ (R) ○ (-26)



La Scala Rock Crystal - 5411

Chandelier

⚡ (R) ○ (-86)



↔ 33 in / 84 cm

↑ 42.5 in / 108 cm

↓ 84 in / 213 cm

⊙ 58 lbs / 26.1 kg

💡 110 12-B10 60max

💡 220 12-B35 40max

AVL 110V, 220V, CCC

⚡ (R)

○ (-22), (-23), (-26), (-27), (-48), (-74), (-76), (-80), (-83), (-86)

74 | La Scala Rock Crystal

La Scala Rock Crystal - 5410

Chandelier

◆ (R) ○ (-47)



28 in / 71 cm ↔

43 in / 109 cm ↓

120 in / 305 cm ↓

42 lbs / 18.9 kg ⊙

15-B10 60max  110

15-B35 40max  220

110V, 220V, CCC AVL

◆ (R)
○ (-22), (-23), (-26), (-27), (-48), (-74), (-76), (-80), (-83), (-86)


28 in / 71 cm ↔
36 in / 91 cm ↑
120 in / 305 cm ↓
38 lbs / 17.1 kg Ⓢ
10-B10 60max ⚡
110
10-B35 40max ⚡
220
110V, 220V, CCC AVL



La Scala Rock Crystal - 5408

Chandelier
⚡ (R) ○ (-74)

25 in / 64 cm ↔
31 in / 79 cm ↑
80 in / 203 cm ↓
28 lbs / 12.6 kg Ⓢ
8-B10 60max ⚡
110
8-B35 40max ⚡
220
110V, 220V, CCC AVL



La Scala Rock Crystal - 5407

Chandelier
⚡ (R) ○ (-27)

La Scala Rock Crystal - 5402

Wall Sconce
⚡ (R) ○ (-27)



- ↔ 15 in / 38 cm
- ↑↓ 17.5 in / 44 cm
- ↘ 8.5 in / 22 cm
- ⊙ 5 lbs / 2.3 kg
- 💡 110 3-B10 60max
- 💡 220 3-B35 40max
- AVL 110V, 220V

La Scala Rock Crystal - 5401

Wall Sconce
⚡ (R) ○ (-76)



- ↔ 15 in / 38 cm
- ↑↓ 17.5 in / 44 cm
- ↘ 6 in / 15 cm
- ⊙ 4.5 lbs / 2.0 kg
- 💡 110 2-B10 60max
- 💡 220 2-B35 40max
- AVL 110V, 220V

La Scala Rock Crystal - 5400

Wall Sconce
⚡ (R) ○ (-27)



- ↔ 4.5 in / 11 cm
- ↑↓ 16 in / 41 cm
- ↘ 8.5 in / 22 cm
- ⊙ 3 lbs / 1.4 kg
- 💡 110 1-B10 60max
- 💡 220 1-B35 40max
- AVL 110V, 220V



5679-27A

MILANO

The baroque castings of Milano, made in Italy, feature delicate ornamentations that celebrate the heritage of the great Italian chandeliers of the seventeenth Century. Heavy crystals enhance the lace-like precious metal body.

Las fundiciones barrocas de Milano, fabricadas en Italia, presentan delicadas ornamentaciones que rinden homenaje a las grandes lámparas de araña italianas del siglo XVII. El cuerpo de metal precioso, cuya silueta recuerda a los bordados de encaje, está realizado con cristales macizos.

Les moulages baroques de Milano, fabriqués en Italie, arborent de délicats ornements qui célèbrent l'héritage des superbes lustres italiens du 17^e siècle. De lourds cristaux rehaussent le précieux corps métallique évoquant la dentelle.

Die dezerten Verzierungen der barocken Gusselemente sind eine Ovation an die großen italienischen Kristallluster des 17. Jahrhunderts und können nur aus Italien stammen. Der edel verzierte Metallkorpus von Milano glänzt mit massiven Kristallen.

Le lavorazioni barocche di Milano, realizzato in Italia, sono caratterizzate da delicati ornamenti che celebrano l'eredità dei grandi lampadari italiani del diciassettesimo secolo. Cristalli pesanti evidenziano il corpo in metallo prezioso somigliante a merletti.

Барочные литые каркасы люстры Milano изготавливаются в Италии. Аккуратные орнаменты – наше посвящение знаменитым историческим итальянским люстрам 17 века. Изящный ажурный металлический каркас украшен тяжёлыми кристаллами.


CRYSTAL




OPTIC CRYSTAL CRYSTAL (O)



SPECTRA CRYSTAL (A)



CRYSTALS FROM SWAROVSKI (S)



CRYSTALS FROM SWAROVSKI GOLDEN SHADOW (GS)



CRYSTALS FROM SWAROVSKI GOLDEN TEAK (TK)



CRYSTALS FROM SWAROVSKI SILVER SHADE (SH)

FINISH



HEIRLOOM GOLD (-22)



ETRUSCAN GOLD (-23)



FRENCH GOLD (-26)



PARCHMENT GOLD (-27)



ANTIQUÉ SILVER (-48)



PARCHMENT BRONZE (-74)



HEIRLOOM BRONZE (-76)



ROMAN SILVER (-80)



FLORENTINE BRONZE (-83)



MIDNIGHT GILD (-86)

Milano - 5688

Chandelier

🔍 (SH) ○ (-86)



↔ 50 in / 127 cm

↑ 68 in / 173 cm

↓ 126 in / 320 cm

⊙ 133 lbs / 59.9 kg

💡 110 28-B10 60max

💡 220 28-B35 40max

AVL 110V, 220V, CCC

🔍 (O), (A), (S), (GS), (SH), (TK)

○ (-22), (-23), (-26), (-27), (-48), (-74), (-76), (-80), (-83), (-86)

80 | Milano

Milano - 5686

Chandelier

◈ (S) ○ (-83)




39 in / 99 cm ↔

48.5 in / 123 cm ↓

84 in / 213 cm ↓

70 lbs / 31.5 kg ⬇

15-B10 60max  110

15-B35 40max  220

110V, 220V, CCC AVL

◈ (O), (A), (S), (GS), (SH), (TK)
○ (-22), (-23), (-26), (-27), (-48), (-74), (-76), (-80), (-83), (-86)

Milano - 5685

Chandelier

🔍 (O) ○ (-23)



↔ 38.5 in / 98 cm

↑ 38 in / 97 cm

↓ 42 in / 107 cm

⊙ 52 lbs / 23.4 kg

💡 110 15-B10 60max

💡 220 15-B35 40max

AVL 110V, 220V, CCC

🔍 (O), (A), (S), (GS), (SH), (TK)
○ (-22), (-23), (-26), (-27), (-48), (-74), (-76), (-80), (-83), (-86)

82 | Milano

Milano - 5683

Chandelier

◆ (SH) ○ (-80)




31 in / 79 cm ↔

40 in / 102 cm ↑

40 in / 102 cm ↓

32 lbs / 14.4 kg Ⓞ

12-B10 60max  110

12-B35 40max  220

110V, 220V, CCC AVL

◆ (O), (A), (S), (GS), (SH), (TK)
○ (-22), (-23), (-26), (-27), (-48), (-74), (-76), (-80), (-83), (-86)



Milano - 5682

Chandelier

❖ (O) ○ (-22)



110 Canopy
*contact customer service for 220 canopy information

32.5 in / 83 cm ↔

33.5 in / 85 cm ↓

40 in / 102 cm ↓


31 lbs / 14.0 kg ⊙


12-B10 60max 

12-B35 40max 



110V, 220V, CCC AVL

❖ (O), (A), (S), (GS), (SH), (TK)
○ (-22), (-23), (-26), (-27), (-48), (-74), (-76), (-80), (-83), (-86)

30 in / 76 cm ↔
31 in / 79 cm ↑↓
40 in / 102 cm ↓
30 lbs / 13.5 kg ⊕
9-B10 60max  110
9-B35 40max  220
110V, 220V AVL



Milano - 5679
Chandelier
⊕ (A) ○ (-27)

27 in / 69 cm ↔
28.5 in / 72 cm ↑↓
40 in / 102 cm ↓
19.5 lbs / 8.8 kg ⊕
7-B10 60max  110
7-B35 40max  220
110V, 220V, CCC AVL



Milano - 5677
Chandelier
⊕ (O) ○ (-26)

Milano - 5676

Chandelier

◊ (A) ○ (-83)



↔ 24 in / 61 cm

↑ 26.5 in / 67 cm

↓ 40 in / 102 cm

⊙ 15 lbs / 6.8 kg

💡
110 6-B10 60max

💡
220 6-B35 40max

AVL 110V, 220V, CCC

Milano - 5675

Chandelier

◊ (A) ○ (-80)



↔ 18 in / 46 cm

↑ 21.5 in / 55 cm

↓ 40 in / 102 cm

⊙ 10 lbs / 4.5 kg

💡
110 5-B10 60max

💡
220 5-B35 40max


AVL 110V, 220V, CCC

16 in / 41 cm ↔
21.5 in / 55 cm ↑
40 in / 102 cm ↓
7 lbs / 3.2 kg Ⓢ
5-B10 60max Ⓢ
5-B35 40max Ⓢ
110V, 220V, CCC AVL



Milano - 5674
Chandelier
Ⓢ (SH) ○ (-48)

18 in / 46 cm ↔
24.5 in / 62 cm ↑
40 in / 102 cm ↓
10 lbs / 4.5 kg Ⓢ
9-B10 60max Ⓢ
9-B35 40max Ⓢ
110V, 220V, CCC AVL



Milano - 5672
Chandelier
Ⓢ (GS) ○ (-27)



Milano - 5665

Chandelier

⚡ (TK) ○ (-74)

- ↔ 13 in / 33 cm
- ↑ 19 in / 48 cm
- ↓ 40 in / 102 cm
- ⊙ 5 lbs / 2.3 kg
- 💡₁₁₀ 5-B10 60max
- 💡₂₂₀ 5-B35 40max
- AVL 110V, 220V, CCC



Milano - 5662

Chandelier

⚡ (GS) ○ (-76)

- ↔ 13.5 in / 34 cm
- ↑ 14 in / 36 cm
- ↓ 40 in / 102 cm
- ⊙ 4 lbs / 1.8 kg
- 💡₁₁₀ 5-B10 60max
- 💡₂₂₀ 5-B35 40max
- AVL 110V, 220V, CCC



Milano - 5660

Chandelier

⚡ (A) ○ (-83)

- ↔ 12 in / 30 cm
- ↑ 13 in / 33 cm
- ↓ 40 in / 102 cm
- ⊙ 3 lbs / 1.4 kg
- 💡₁₁₀ 4-B10 60max
- 💡₂₂₀ 4-B35 40max
- AVL 110V, 220V, CCC

⚡ (O), (A), (S), (GS), (SH), (TK)
○ (-22), (-23), (-26), (-27), (-48), (-74), (-76), (-80), (-83), (-86)



Milano - 5693

Chandelier

◈ (O) ○ (-26)



30 in / 76 cm ↔

36 in / 91 cm ↑

80 in / 203 cm ↓

37 lbs / 16.7 kg Ⓞ

14-B10 60max  110

14-B35 40max  220

110V, 220V, CCC AVL

◈ (O), (A), (S), (GS), (SH), (TK)
○ (-22), (-23), (-26), (-27), (-48), (-74), (-76), (-80), (-83), (-86)

Milano - 5694

Chandelier

🔍 (SH) ○ (-80)



↔ 31 in / 79 cm

↑ 43 in / 109 cm

↓ 80 in / 203 cm

⊙ 49 lbs / 22.1 kg

💡 110 19-B10 60max

💡 220 19-B35 40max

AVL 110V, 220V, CCC

🔍 (O), (A), (S), (GS), (SH), (TK)
○ (-22), (-23), (-26), (-27), (-48), (-74), (-76), (-80), (-83), (-86)

92 | Milano



Milano - 5692

Chandelier

⚡ (GS) ○ (-27)

- ↔ 27 in / 69 cm
- ↑ 31 in / 79 cm
- ↓ 40 in / 102 cm
- ⊙ 32 lbs / 14.4 kg
- 💡 110 12-B10 60max
- 💡 220 12-B35 40max
- AVL 110V, 220V



Milano - 5691

Chandelier

⚡ (A) ○ (-83)

- ↔ 23 in / 58 cm
- ↑ 27 in / 69 cm
- ↓ 40 in / 102 cm
- ⊙ 18 lbs / 8.1 kg
- 💡 110 9-B10 60max
- 💡 220 9-B35 40max
- AVL 110V, 220V, CCC



Milano - 5690

Chandelier

⚡ (O) ○ (-83)

- ↔ 21 in / 53 cm
- ↑ 22 in / 56 cm
- ↓ 40 in / 102 cm
- ⊙ 12 lbs / 5.4 kg
- 💡 110 7-B10 60max
- 💡 220 7-B35 40max
- AVL 110V, 220V, CCC

22.5 in / 57 cm ↔

23 in / 58 cm ↑

40 in / 102 cm ↓

26 lbs / 11.7 kg Ⓢ

4-B10 60max Ⓢ
110

4-B35 40max Ⓢ
220

110V, 220V, CCC AVL



Milano - 5653

Pendant

Ⓢ (O) ○ (-86)

18.5 in / 47 cm ↔

18 in / 46 cm ↑

40 in / 102 cm ↓

14 lbs / 6.3 kg Ⓢ

3-B10 60max Ⓢ
110

3-B35 40max Ⓢ
220

110V, 220V, CCC AVL



Milano - 5652

Pendant

Ⓢ (A) ○ (-27)



Milano - 5651

Pendant

◈ (O) ○ (-22)

- ↔ 16.5 in / 42 cm
- ↑ 17 in / 43 cm
- ↓ 40 in / 102 cm
- ⊙ 10 lbs / 4.5 kg
- 💡 110 2-B10 60max
- 💡 220 2-B35 40max
- AVL 110V, 220V, CCC



Milano - 5639

Pendant

◈ (A) ○ (-76)

- ↔ 16 in / 41 cm
- ↑ 21 in / 53 cm
- ↓ 40 in / 102 cm
- ⊙ 21 lbs / 9.5 kg
- 💡 110 4-B10 60max
- 💡 220 4-B35 40max
- AVL 110V, 220V, CCC



Milano - 5638

Pendant

◈ (GS) ○ (-83)

- ↔ 12 in / 30 cm
- ↑ 16 in / 41 cm
- ↓ 40 in / 102 cm
- ⊙ 13 lbs / 5.9 kg
- 💡 110 3-B10 60max
- 💡 220 3-B35 40max
- AVL 110V, 220V, CCC

Milano - 5657

Close to Ceiling

◊ (SH) ○ (-80)



↔ 24 in / 61 cm

↑ 18.5 in / 47 cm

⊕ 12 lbs / 5.4 kg

💡 7-B10 25max

💡 7-B35 40max

AVL 110V, 220V

Milano - 5656

Close to Ceiling

◊ (SH) ○ (-27)



↔ 17 in / 43 cm

↑ 16.5 in / 42 cm

⊕ 7 lbs / 3.2 kg

💡 6-B10 40max

💡 6-B35 40max

AVL 110V, 220V

Milano - 5655

Close to Ceiling

◊ (A) ○ (-83)



↔ 16 in / 41 cm

↑ 15.5 in / 39 cm

⊕ 6 lbs / 2.7 kg

💡 5-B10 40max

💡 5-B35 40max

AVL 110V, 220V

Milano - 5654

Close to Ceiling

◊ (A) ○ (-80)



↔ 11.5 in / 29 cm

↑ 13.5 in / 34 cm

⊕ 4 lbs / 1.8 kg

💡 4-B10 40max

💡 4-B35 40max

AVL 110V, 220V

Milano - 5650

Close to Ceiling

◊ (O) ○ (-86)



↔ 22.5 in / 57 cm

↑ 19.5 in / 50 cm

⊕ 25 lbs / 11.3 kg

💡 4-B10 60max

💡 4-B35 40max

AVL 110V, 220V

Milano - 5649

Close to Ceiling

◈ (O) ○ (-23)



↔ 18.5 in / 47 cm

↑↓ 16 in / 41 cm

Ⓢ 13 lbs / 5.9 kg

💡 110 3-B10 60max

💡 220 3-B35 40max

AVL 110V, 220V

Milano - 5648

Close to Ceiling

◈ (GS) ○ (-26)



↔ 16.5 in / 42 cm

↑↓ 13.5 in / 34 cm

Ⓢ 8 lbs / 3.6 kg

💡 110 2-B10 60max

💡 220 2-B35 40max

AVL 110V, 220V

Milano - 5646

Close to Ceiling

◈ (O) ○ (-27)



↔ 16 in / 41 cm

↑↓ 17 in / 43 cm

Ⓢ 20 lbs / 9.0 kg

💡 110 4-B10 60max

💡 220 4-B35 40max

AVL 110V, 220V

Milano - 5645

Close to Ceiling

◈ (SH) ○ (-48)



↔ 12 in / 30 cm

↑↓ 14 in / 36 cm

Ⓢ 12 lbs / 5.4 kg

💡 110 3-B10 60max

💡 220 3-B35 40max

AVL 110V, 220V

Milano - 5644

Close to Ceiling

◈ (O) ○ (-76)



↔ 10 in / 25 cm

↑↓ 12 in / 30 cm

Ⓢ 6 lbs / 2.7 kg

💡 110 2-B10 60max

💡 220 2-B35 40max

AVL 110V, 220V

◈ (O), (A), (S), (GS), (SH), (TK)
○ (-22), (-23), (-26), (-27), (-48), (-74), (-76), (-80), (-83), (-86)

Milano - 5635

Close to Ceiling

◊ (SH) ○ (-86)



↔ 22.5 in / 57 cm

↑ 10 in / 25 cm

⊕ 32.5 lbs / 14.6 kg

💡 4-B10 40max

💡 4-B35 25max

AVL 110V, 220V

Milano - 5634

Close to Ceiling

◊ (TK) ○ (-76)



↔ 18.5 in / 47 cm

↑ 8.5 in / 22 cm

⊕ 16.5 lbs / 7.4 kg

💡 3-B10 40max

💡 3-B35 25max

AVL 110V, 220V

Milano - 5633

Close to Ceiling

◊ (A) ○ (-83)



↔ 16.5 in / 42 cm

↑ 8 in / 20 cm

⊕ 11 lbs / 5.0 kg

💡 2-B10 40max

💡 2-B35 25max

AVL 110V, 220V

Milano - 5632

Close to Ceiling

○ (-27)



↔ 16 in / 41 cm

↑ 8 in / 20 cm

⊕ 30 lbs / 13.5 kg

💡 4-B10 40max

💡 4-B35 25max

AVL 110V, 220V

Milano - 5631

Close to Ceiling

○ (-83)



↔ 12 in / 30 cm

↑ 6 in / 15 cm

⊕ 17 lbs / 7.7 kg

💡 3-B10 40max

💡 3-B35 25max

AVL 110V, 220V

Milano - 5630

Close to Ceiling

○ (-80)



↔ 10 in / 25 cm

↑ 6 in / 15 cm

⊕ 10 lbs / 4.5 kg

💡 2-B10 40max

💡 2-B35 25max

AVL 110V, 220V



Milano - 5643

Wall Sconce

⚡ (S) ○ (-27)

- ↔ 13 in / 33 cm
- ↑↓ 15 in / 38 cm
- ↙ 8.5 in / 22 cm
- ⊙ 3 lbs / 1.4 kg
- 💡 110 3-B10 60max
- 💡 220 3-B35 40max
- AVL 110V, 220V



Milano - 5642

Wall Sconce

⚡ (GS) ○ (-83)

- ↔ 13.5 in / 34 cm
- ↑↓ 15.5 in / 39 cm
- ↙ 7.5 in / 19 cm
- ⊙ 3 lbs / 1.4 kg
- 💡 110 2-B10 60max
- 💡 220 2-B35 40max
- AVL 110V, 220V



Milano - 5641

Wall Sconce

⚡ (SH) ○ (-80)

- ↔ 5 in / 13 cm
- ↑↓ 13.5 in / 34 cm
- ↙ 7 in / 18 cm
- ⊙ 2.5 lbs / 1.1 kg
- 💡 110 1-B10 60max
- 💡 220 1-B35 40max
- AVL 110V, 220V

⚡ (O), (A), (S), (GS), (SH), (TK)
○ (-22), (-23), (-26), (-27), (-48), (-74), (-76), (-80), (-83), (-86)



6952-48SH

SOPHIA

The Rococco frame of Sophia, entirely cast in Italy for Schonbek, features elaborately etched precious metals forming an open-cage design. Rich crystal adornments add a royal allure to this true heirloom piece.

La estructura Rococó del modelo Sophia, íntegramente forjada en Italia para Schonbek, hace gala de un diseño abierto realizado con metales preciosos cuidadosamente grabados. Los exuberantes adornos de cristal aportan un atractivo majestuoso a esta pieza de inspiración tradicional.

Le cadre rococo de Sophia, entièrement moulé en Italie pour Schonbek, arbore des métaux précieux minutieusement gravés qui forment un design de cage ouverte. De riches ornements en cristal ajoutent une allure royale à cette pièce vraiment patrimoniale.

Schonbek lässt den beeindruckenden Rokoko Rahmen von Sophia vollständig in Italien gießen. Eine wahre Flut funkelnder Kristalle ziert das aufwändig ziselierete Edelmetall der rundherum offenen Konstruktion und verleiht ihr einen erhabene Charme, dem sich auch künftige Generationen nicht verschließen können.

La struttura Rococo di Sophia, interamente lavorata in Italia per Schonbek, è caratterizzata da metalli preziosi con intagli elaborati che formano un design a gabbia aperta. Ricche decorazioni in cristallo donano un fascino regale a questo pezzo della tradizione.

Литой каркас, с искусно нанесенным покрытием, изготавливается в Италии специально для Schonbek, образует объемную центральную колонну. Тщательно протравленные драгоценные металлы образуют открытую клетку. Богатый кристалльный декор придаёт этой модели царственный вид. Она будет передаваться в семье из поколения в поколение.


CRYSTAL



OPTIC CRYSTAL (O)



SPECTRA CRYSTAL (A)



CRYSTALS FROM SWAROVSKI (S)



CRYSTALS FROM SWAROVSKI GOLDEN SHADOW (GS)



CRYSTALS FROM SWAROVSKI GOLDEN TEAK (TK)



CRYSTALS FROM SWAROVSKI SILVER SHADE (SH)

FINISH



HEIRLOOM GOLD (-22)



ETRUSCAN GOLD (-23)



FRENCH GOLD (-26)



PARCHMENT GOLD (-27)



ANTIQUÉ SILVER (-48)



PARCHMENT BRONZE (-74)



HEIRLOOM BRONZE (-76)



ROMAN SILVER (-80)



FLORENTINE BRONZE (-83)



MIDNIGHT GILD (-86)

Sophia - 6967

Chandelier

🔍 (A) ○ (-83)



↔ 55 in / 140 cm

↑ 63 in / 160 cm

↓ 126 in / 320 cm

⊙ 180 lbs / 81.0 kg

💡
110 35-B10 60max

💡
220 35-B35 40max

AVL 110V, 220V, CCC

🔍 (O), (A), (S), (GS), (SH), (TK)
○ (-22), (-23), (-26), (-27), (-48), (-74), (-76), (-80), (-83), (-86)

102 | Sophia

Sophia - 6964

Chandelier

◈ (A) ○ (-86)



32 in / 81 cm ↔

46.5 in / 118 cm ↑

40 in / 102 cm ↓

44 lbs / 19.8 kg Ⓢ

15-B10 60max  110

15-B35 40max  220

110V, 220V, CCC AVL

◈ (O), (A), (S), (GS), (SH), (TK)
○ (-22), (-23), (-26), (-27), (-48), (-74), (-76), (-80), (-83), (-86)

Sophia - 6963

Chandelier

🔍 (O) ○ (-76)



↔ 28 in / 71 cm

↑ 40 in / 102 cm

↓ 40 in / 102 cm

⊙ 28 lbs / 12.6 kg

💡 110 12-B10 60max

💡 220 12-B35 40max

AVL 110V, 220V, CCC

🔍 (O), (A), (S), (GS), (SH), (TK)
○ (-22), (-23), (-26), (-27), (-48), (-74), (-76), (-80), (-83), (-86)

104 | Sophia

Sophia - 6962

Chandelier

◆ (SH) ○ (-80)




50 in / 127 cm ↔

47.5 in / 121 cm ↓

126 in / 320 cm ↓

135 lbs / 60.8 kg ⊙

24-B10 60max  110

24-B35 40max  220

110V, 220V, CCC AVL

◆ (O), (A), (S), (GS), (SH), (TK)
○ (-22), (-23), (-26), (-27), (-48), (-74), (-76), (-80), (-83), (-86)



Sophia - 6961

Chandelier

❖ (O) ○ (-22)



110 Canopy
*contact customer service for 220 canopy information

42 in / 107 cm ↔

41.5 in / 105 cm ↓

42 in / 107 cm ↓



75 lbs / 33.8 kg Ⓢ


21-B10 60max  110

21-B35 40max  220



110V, 220V, CCC AVL


❖ (O), (A), (S), (GS), (SH), (TK)
○ (-22), (-23), (-26), (-27), (-48), (-74), (-76), (-80), (-83), (-86)

34.5 in / 88 cm ↔
38.5 in / 98 cm ↑
42 in / 107 cm ↓
51 lbs / 23.0 kg ⊕
18-B10 60max  110
18-B35 40max  220
110V, 220V, CCC AVL



Sophia - 6960
Chandelier
⊕ (O) ○ (-23)

31 in / 79 cm ↔
37.5 in / 95 cm ↑
40 in / 102 cm ↓
40 lbs / 18.0 kg ⊕
15-B10 60max  110
15-B35 40max  220
110V, 220V, CCC AVL



Sophia - 6959
Chandelier
⊕ (GS) ○ (-83)



Sophia - 6958

Chandelier

TK O (-26)

- ↔ 28 in / 71 cm
- ↑ 35 in / 89 cm
- ↓ 40 in / 102 cm
- ⊙ 29 lbs / 13.1 kg
- 💡 110 12-B10 60max
- 💡 220 12-B35 40max
- AVL 110V, 220V, CCC



Sophia - 6954

Chandelier

A O (-86)

- ↔ 42 in / 107 cm
- ↑ 35 in / 89 cm
- ↓ 42 in / 107 cm
- ⊙ 64 lbs / 28.8 kg
- 💡 110 14-B10 60max
- 💡 220 14-B35 40max
- AVL 110V, 220V, CCC



Sophia - 6952

Chandelier

SH O (-48)

- ↔ 39 in / 99 cm
- ↑ 33 in / 84 cm
- ↓ 84 in / 213 cm
- ⊙ 55 lbs / 24.8 kg
- 💡 110 12-B10 60max
- 💡 220 12-B35 40max
- AVL 110V, 220V, CCC

TK O, A, S, GS, SH, TK
O (-22), (-23), (-26), (-27), (-48), (-74), (-76), (-80), (-83), (-86)

Sophia - 6950

Chandelier

🔍 (GS) ○ (-83)



↔ 31 in / 79 cm

↑ 30 in / 76 cm

↓ 40 in / 102 cm

⊕ 33.5 lbs / 15.1 kg

💡 110 10-B10 60max

💡 220 10-B35 40max

AVL 110V, 220V, CCC

Sophia - 6949

Chandelier

🔍 (SH) ○ (-80)



↔ 28 in / 71 cm

↑ 30 in / 76 cm

↓ 40 in / 102 cm

⊕ 25.5 lbs / 11.5 kg

💡 110 9-B10 60max

💡 220 9-B35 40max

AVL 110V, 220V, CCC

Sophia - 6948

Chandelier

🔍 (A) ○ (-27)



↔ 26 in / 66 cm

↑ 26.5 in / 67 cm

↓ 40 in / 102 cm

⊕ 21.5 lbs / 9.7 kg

💡 110 8-B10 60max

💡 220 8-B35 40max

AVL 110V, 220V, CCC

Sophia - 6946

Chandelier

🔍 (A) ○ (-83)



↔ 24 in / 61 cm

↑ 24.5 in / 62 cm

↓ 40 in / 102 cm

⊕ 16.5 lbs / 7.4 kg

💡 110 6-B10 60max

💡 220 6-B35 40max

AVL 110V, 220V, CCC



Sophia - 6943
Wall Sconce
⚡ (O) ○ (-27)

- ↔ 13 in / 33 cm
- ↑↓ 15.5 in / 39 cm
- ↘ 8.5 in / 22 cm
- ⊙ 3 lbs / 1.4 kg
- 💡 110 3-B10 60max
- 💡 220 3-B35 40max
- AVL 110V, 220V



Sophia - 6942
Wall Sconce
⚡ (A) ○ (-83)

- ↔ 13.5 in / 34 cm
- ↑↓ 16 in / 41 cm
- ↘ 7.5 in / 19 cm
- ⊙ 3 lbs / 1.4 kg
- 💡 110 2-B10 60max
- 💡 220 2-B35 40max
- AVL 110V, 220V



Sophia - 6941
Wall Sconce
⚡ (A) ○ (-80)

- ↔ 5 in / 13 cm
- ↑↓ 13 in / 33 cm
- ↘ 7 in / 18 cm
- ⊙ 2.5 lbs / 1.1 kg
- 💡 110 1-B10 60max
- 💡 220 1-B35 40max
- AVL 110V, 220V

⚡ (O), (A), (S), (GS), (SH), (TK)
○ (-22), (-23), (-26), (-27), (-48), (-74), (-76), (-80), (-83), (-86)



CRAFTED IRON

—
Metal and crystal—the very same materials that created the masterpieces of the nineteenth century—now bring modern styles and dazzling designs to chandeliers that perfectly complement contemporary architecture.

State-of-the-art technology brings creative designs to both flat and tubular frames that are hand-polished and textured with the traditional craftsmanship that makes a Schonbek a Schonbek.

—
Metall und Kristall—bereits im 19. Jahrhundert schufen diese Materialien Meisterwerke, heute entstehen mit ihnen moderne und faszinierende Designs, die zeitgenössische Architektur perfekt ergänzen.

Innovative Technik ermöglicht kreative Designs flacher und rohrförmiger Rahmen, gefertigt in traditioneller Handwerkskunst, für die Schonbek bekannt ist und geschätzt wird.

—
El metal y el cristal, exactamente los mismos materiales que crearon las obras maestras del siglo XIX, ahora aportan estilos modernos y diseños deslumbrantes a arañas que complementan a la perfección la arquitectura contemporánea.

La tecnología de vanguardia traslada los diseños creativos tanto a armazones planos como tubulares pulidos a mano y con la textura de la artesanía tradicional que convierte una Schonbek en una Schonbek.

—
Metallo e cristallo, gli stessi materiali che hanno dato vita ai capolavori del diciannovesimo secolo, ora presentano stili moderni e design mozzafiato applicabili a lampadari che completano in maniera eccellente l'architettura contemporanea.

La tecnologia più attuale offre il suo contributo alle forme di design creativo, di cui beneficiano le strutture piatte e tubolari levigate a mano, dalla trama propria della tradizionale perizia artigianale, che fa di un lampadario uno Schonbek.

—
Le métal et le cristal, les mêmes matières à partir desquelles furent créés des chefs-d'oeuvre au 19ème siècle, apportent aujourd'hui des styles modernes et des designs éblouissants aux lustres qui se marient parfaitement avec l'architecture contemporaine.

L'état de la technique permet des designs créatifs aussi bien sur les cadres plats que tubulaires qui sont polis à la main et texturés de manière artisanale traditionnelle, ce qui fait de Schonbek - justement un Schonbek.

—
Металл и хрусталь—те самые материалы, на основе которых создавались шедевры девятнадцатого столетия—в наши дни приносят новизну и поражают великолепием, которое исходит от люстр, идеально вписывающихся в современную архитектуру.

Новейшие технологии позволяют творчески подойти к оформлению плоских и трубчатых несущих конструкций, которые шлифуются вручную и которым в традиционной манере и мастерски придают соответствующую текстуру, благодаря чему марка Schonbek, собственно говоря, и обрела свой имидж.



BAGATELLE

116 - 121



GENESIS

162 - 167



BORDEAUX

122 - 127



GWYNN

168 - 163



CADENCE

128 - 131



JASMINE

164 - 181



CENTURY

132 - 139



LINTERNA

182 - 185



EKATERINA

140 - 145



LUCIA

186 - 189



FILIGRAE

146 - 153



MADISON

190 - 193



FONTONA LUCE

154 - 161



MARIA THERESA

194 - 199



NEW ORLEANS

200 - 205



SCEHERAZADE

258 - 261



RENAISSANCE

206 - 217



SONATINA

262 - 269



RENAISSANCE
ROCK CRYSTAL

218 - 227



VALTERRI

270 - 273



RENAISSANCE ROCK
WALL SCONCE

228 - 231




VENDOME

274 - 277



RIVENDELL

232 - 241



VERSAILLES

278 - 291



RONDELLE

242 - 247



VERSAILLES
ROCK CRYSTAL

292 - 303



SARELLA

248 - 257



VESCA

304 - 311



1238-48H

BAGATELLE

—

Bagatelle: a dainty, playful musical composition; an ephemeral love affair. We offer a new interpretation of a classic lantern, a fanciful dance of crystal rosettes and drops around a sculptural crystal basket. Place it as a centerpiece in any room for a striking effect.

—

Bagatelle: una composición musical delicadamente juguetona ; una aventura de amor efímero. Presentamos una nueva interpretación del farol clásico ; una imaginaria composición de rosetas y gotas de cristal alrededor de un cesto de cristal escultural. Colóquela como pieza central en cualquier estancia/ salón para lograr un efecto impactante.

—

Bagatelle : une composition musicale délicate et ludique ; une histoire d'amour éphémère. Nous proposons une nouvelle interprétation d'une lanterne classique, une danse fantaisie de rosettes et de gouttes en cristal entourant un panier sculptural en cristal. Faites-en la décoration centrale d'une pièce pour un effet éclatant.

—

In Bagatelle klingt eine zierliche, verspielte Melodie an, die an eine flüchtige Liebesbeziehung erinnert. In dieser Neuinterpretation des traditionellen Laternenmotivs tanzen Kristallrosetten und -tropfen rund um den dreidimensionalen Kristallkorb. Als funkeln des Herzstück entfaltet Bagatelle in jedem Raum maximale Wirkung.

—

Bagatelle: una composizione musicale graziosa e spensierata; una relazione d'amore fugace. Proponiamo una nuova interpretazione di una lanterna classica, una fantasiosa danza di coccarde e gocce di cristallo intorno a un cesto di cristallo scolpito. Posizionato al centro di qualsiasi stanza ha un effetto incredibile.

—

Bagatelle – это изящное кокетливое музыкальное произведение, эфемерная история любви. Мы предлагаем новую интерпретацию классического фонаря: замысловатый танец кристалльных розеток и капель вокруг скульптурной кристалльной корзины. Этот светильник станет потрясающим центральным элементом любого интерьера.

CRYSTAL



HERITAGE
(H)



SPECTRA CRYSTAL
(A)



CRYSTALS FROM
SWAROVSKI (S)

FINISH



HEIRLOOM GOLD
(-22)



ETRUSCAN GOLD
(-23)



FRENCH GOLD
(-26)



POLISHED SILVER
(-40)



ANTIQUE SILVER
(-48)



HEIRLOOM BRONZE
(-76)



AURELIA
(-211)



Bagatelle - 1260

Chandelier

◊ (A) ○ (-76)



220 Canopy



110 Canopy

35 in / 89 cm ↔

24.5 in / 62 cm ↑

40 in / 102 cm ↓

29 lbs / 13.1 kg ⊙

10-B10 60max 3-G12 40max INCL. 

10-B35 40max 

110V, 220V AVL

◊ (H), (A), (S)

○ (-22), (-23), (-26), (-40), (-48), (-76), (-211)

26.5 in / 67 cm ↔

29 in / 74 cm ↑↓

40 in / 102 cm ↓

23 lbs / 10.4 kg (S)

8-B10 60max (S) 110

3-G12 40max INCL. (S) 110

8-B35 40max (S) 220

3-T26 25max INCL. (S) 220

110V, 220V, CCC AVL



Bagatelle - 1248

Chandelier
⚡ (H) ○ (-22)

21 in / 53 cm ↔

22.5 in / 57 cm ↑↓

40 in / 102 cm ↓

13 lbs / 5.9 kg (S)

6-B10 60max (S) 110

1-G16-1/2 60max (S) 110

6-B35 40max (S) 220

1-T26 25max INCL. (S) 220

110V, 220V, CCC AVL



Bagatelle - 1246

Chandelier
⚡ (H) ○ (-23)

26.5 in / 67 cm ↔

24.5 in / 62 cm ↑↓

40 in / 102 cm ↓

23 lbs / 10.4 kg (S)

8-B10 60max (S) 110

3-G12 40max INCL. (S) 110

8-B35 40max (S) 220

3-T26 25max INCL. (S) 220

110V, 220V AVL



Bagatelle - 1238

Chandelier
⚡ (H) ○ (-48)

Bagatelle - 1243

Pendant

⚡ (H) ○ (-48)



Bagatelle - 1241

Pendant

⚡ (H) ○ (-23)



↔ 10.5 in / 27 cm

↑ 12.5 in / 32 cm

↓ 40 in / 102 cm

⊕ 8 lbs / 3.6 kg

💡 110 3-B10 60max

💡 220 3-B35 40max

AVL 110V, 220V, CCC



110 Canopy
*contact customer service for 220 canopy information

↔ 8 in / 20 cm

↑ 9.5 in / 24 cm

↓ 40 in / 102 cm

⊕ 5 lbs / 2.3 kg

💡 110 1-A19 100max

💡 220 1-A55 40max

AVL 110V, 220V

Bagatelle - 1242

Close To Ceiling

⚡ (H) ○ (-76)



Bagatelle - 1239

Close To Ceiling

⚡ (H) ○ (-22)



Bagatelle - 1240

Wall Sconce

⚡ (H) ○ (-22)



↔ 10.5 in / 27 cm

↑ 12 in / 30 cm

⊕ 8 lbs / 3.6 kg

💡 110 3-B10 40max

💡 220 3-B35 25max

AVL 110V, 220V

↔ 8 in / 20 cm

↑ 9.5 in / 24 cm

⊕ 3.5 lbs / 1.6 kg

💡 110 1-A19 100max

💡 220 1-A55 40max

AVL 110V, 220V

↔ 8 in / 20 cm

↑ 13 in / 33 cm

↘ 10.5 in / 27 cm

⊕ 5 lbs / 2.3 kg

💡 110 1-A19 100max

💡 220 1-A55 40max

AVL 110V, 220V

⚡ (H), (A), (S)
○ (-22), (-23), (-26), (-40), (-48), (-76), (-211)



5771-48L

BORDEAUX

Louis XIV, the 'Roi Soleil,' transformed his father's hunting pavilion in Versailles into a breathtaking château flaunting the finest artworks and ornaments. The opulent Hall of Mirrors, where 43 luxurious chandeliers held over 1000 candles, is the inspiration for our Bordeaux design, which celebrates the majestic castle.

Louis XIV, el "Roi Soleil", transformó el pabellón de caza de su padre en Versailles en un impresionante castillo adornado con las mejores obras de arte y decoraciones. El opulento Salón de los Espejos, cuyas 43 lujosas lámparas de araña albergaban más de 1.000 velas, es la inspiración a nuestro diseño Burdeos ; un homenaje al majestuoso castillo.

Louis XIV, le « Roi Soleil » a transformé le pavillon de chasse de Versailles, légué par son père, en un château époustouflant rassemblant les œuvres d'art et les ornements les plus beaux. La somptueuse Salle des miroirs, où 43 lustres luxueux soutiennent plus de 1000 chandelles, inspire notre modèle Bordeaux qui célèbre ce château majestueux.

Mit herrlichen Kunstwerken und filigranen Ornamenten verwandelte der Sonnenkönig Ludwig XIV. ein Jagdhaus seines Vaters in das atemberaubend schöne Schloss von Versailles. 43 luxuriöse Kristallluster mit mehr als 1000 Kerzen tauchten den prachtvollen Spiegelsaal in ein fantastisch funkelnendes Licht. Bordeaux feiert diese majestätische Opulenz mit einem ebenso faszinierenden Design.

Luigi XIV, il 'Re Sole,' ha trasformato il padiglione di caccia del padre a Versailles in un incantevole castello che sfoggia opere d'arte e ornamenti estremamente raffinati. Dall'opulenta Galleria degli Specchi, dove 43 lussuosi candelabri sostengono oltre 1000 candele, trae ispirazione il nostro design Bordeaux che celebra il fantastico castello.

Людвик XIV, король-солнце, превратил охотничий павильон своего отца в Версале в величественный замок с восхитительными произведениями искусства и украшениями. Источником вдохновения для создания люстры Bordeaux послужил богатейший Зеркальный зал, где 43 роскошные люстры озарены более чем 1 000 свечей.

CRYSTAL



LEGACY
(1)

FINISH



HEIRLOOM GOLD
(-22)



ETRUSCAN GOLD
(-23)



FRENCH GOLD
(-26)



ANTIQUÉ SILVER
(-48)



TEXTURED BRONZE
(-73)



HEIRLOOM BRONZE
(-76)

Bordeaux - 5782

Chandelier

🔍 (L) ○ (-22)



↔ 40 in / 102 cm

↑ 64.5 in / 164 cm

↓ 126 in / 320 cm

⊙ 56 lbs / 25.2 kg

💡 110 25-B10 60max

💡 220 25-B35 40max

AVL 110V, 220V

🔍 (L)
○ (-22), (-23), (-26), (-48), (-73), (-76)

124 | Bordeaux

Bordeaux - 5775

Chandelier

◈ (L) ○ (-48)



↔ 40 in / 102 cm

↑ 48 in / 122 cm

↓ 84 in / 213 cm

⊙ 52 lbs / 23.4 kg

💡 110 25-B10 60max

💡 220 25-B35 40max

AVL 110V, 220V, CCC

Bordeaux - 5773

Chandelier

◈ (L) ○ (-26)



↔ 32 in / 81 cm

↑ 40 in / 102 cm

↓ 80 in / 203 cm

⊙ 36 lbs / 16.2 kg

💡 110 15-B10 60max

💡 220 15-B35 40max

AVL 110V, 220V, CCC


◈ (L)
○ (-22), (-23), (-26), (-48), (-73), (-76)

28 in / 71 cm ↔
32 in / 81 cm ↑↓
40 in / 102 cm ↓
22 lbs / 9.9 kg Ⓢ
8-B10 60max Ⓢ
8-B35 40max Ⓢ
110V, 220V, CCC AVL



Bordeaux - 5771
Chandelier
Ⓢ (L) ○ (-48)

22 in / 56 cm ↔
29 in / 74 cm ↑↓
40 in / 102 cm ↓
16 lbs / 7.2 kg Ⓢ
6-B10 60max Ⓢ
6-B35 40max Ⓢ
110V, 220V, CCC AVL



Bordeaux - 5770
Chandelier
Ⓢ (L) ○ (-23)

Ⓢ (L)
○ (-22), (-23), (-26), (-48), (-73), (-76)

126 | Bordeaux

Bordeaux - 5769

Chandelier

⚡ (L) ○ (-73)



↔ 20 in / 51 cm

↑ 23.5 in / 60 cm

↓ 40 in / 102 cm

⊕ 13 lbs / 5.9 kg

💡 110 5-B10 60max

💡 220 5-B35 40max

AVL 110V, 220V, CCC

Bordeaux - 5768

Chandelier

⚡ (L) ○ (-26)



↔ 17.5 in / 44 cm

↑ 20.5 in / 52 cm

↓ 40 in / 102 cm

⊕ 10 lbs / 4.5 kg

💡 110 4-B10 60max

💡 220 4-B35 40max

AVL 110V, 220V, CCC

Bordeaux - 5767

Close To Ceiling

⚡ (L) ○ (-73)



↔ 17.5 in / 44 cm

↑ 22 in / 56 cm

⊕ 10 lbs / 4.5 kg

💡 110 4-B10 40max

💡 220 4-B35 40max

AVL 110V, 220V

Bordeaux - 5766

Wall Sconce

⚡ (L) ○ (-76)



↔ 11.5 in / 29 cm

↑ 21.5 in / 55 cm

↯ 9 in / 23 cm

⊕ 6 lbs / 2.7 kg

💡 110 2-B10 60max

💡 220 2-B35 40max

AVL 110V, 220V

Bordeaux - 5765

Wall Sconce

⚡ (L) ○ (-26)



↔ 10 in / 25 cm

↑ 20 in / 51 cm

↯ 9.5 in / 24 cm

⊕ 5 lbs / 2.3 kg

💡 110 1-B10 60max

💡 220 1-B35 40max

AVL 110V, 220V

⚡ (L)
○ (-22), (-23), (-26), (-48), (-73), (-76)



CADENCE

—

Cadence: the rhythm of mirrored glass, iridescent crystal, and delicate floral patterns. The flow of light scintillating on a symphony of surfaces. Modern meets classic in this sleek design, where the traditional frame is cast in etched mirrored glass and the crystals are cut into trendy shapes and colors.

—

Cadencia: el ritmo del cristal espejado, del cristal iridiscente y delicados patrones florales. Destellos de luz fluyendo en una sinfonía de superficies. La modernidad se encuentra con el clasicismo en este diseño pulcro, que incorpora una estructura tradicional forjada alrededor de un espejo grabado y cristales tallados con formas y colores de tendencia.

—

Cadence : le rythme d'un verre réfléchi, du cristal irisé et des délicats motifs floraux. Le flux de lumière scintillant sur une symphonie de surfaces. Le moderne s'allie au classique dans ce design élégant, où le cadre traditionnel est moulé dans un verre réfléchi gravé. Les cristaux sont facetés dans des formes et des couleurs tendance.

—

In Cadence fließen verspiegelte Verzierungen, schimmerndes Kristall und filigrane Blütenmotive im Rhythmus der Zeit. Das schillernde Licht lenkt den Blick auf eine Fülle verschiedener Flächen. Der moderne Klassiker überzeugt mit einem schnittigen Design, das den traditionellen Rahmen aus großzügig geätztem Spiegelglas mit Kristallen in trendigen Farben, Formen und Facetten vereint.

—

Cadence: il ritmo del vetro specchiato, cristallo iridescente e delicate decorazioni floreali. Il flusso della luce che scintilla in una sinfonia di superfici. Il moderno incontra il classico in questo design slanciato, dove la struttura tradizionale è realizzata in vetro specchiato intagliato e i cristalli sono lavorati in forme e colori di tendenza.

—

Cadence: ритм зеркального стекла, переливчатые кристаллы и нежные цветочные узоры. Поток света, озаряющий симфонию поверхностей. В этом изящном произведении на стыке классики и современности традиционный литой каркас из травлёного зеркального стекла декорирован кристаллами трендовых форм и цветов.

CRYSTAL



CRYSTALS FROM
SWAROVSKI
SILVER SHADE (SH)



CRYSTALS FROM
SWAROVSKI
GOLDEN SHADOW (GS)

FINISH



POLISHED SILVER
(-40)



BLACK PEARL
(-49)

Cadence - 5335

Chandelier

🔍 (SH) ○ (-49)



↔ 33 in / 84 cm

↑ 37 in / 94 cm

↓ 84 in / 213 cm

⊙ 72 lbs / 32.4 kg

💡 110 12-B10 60max

💡 220 12-B35 40max

AVL 110V, 220V, CCC

🔍 (GS), (SH)
○ (-40), (-49)

130 | Cadence



Cadence - 5333

Chandelier

⚡ (SH) ○ (-40)

↔ 25 in / 64 cm

↑↓ 30.5 in / 77 cm

↓ 40 in / 102 cm

⊙ 33 lbs / 14.9 kg

💡
110 6-B10 60max

💡
220 6-B35 40max

AVL 110V, 220V, CCC



Cadence - 5332

Chandelier

⚡ (GS) ○ (-49)

↔ 23 in / 58 cm

↑↓ 27.5 in / 70 cm

↓ 40 in / 102 cm

⊙ 23 lbs / 10.4 kg

💡
110 5-B10 60max

💡
220 5-B35 40max

AVL 110V, 220V, CCC



Cadence - 5331

Wall Sconce

⚡ (GS) ○ (-40)

↔ 14 in / 36 cm

↑↓ 21 in / 53 cm

↙↘ 10 in / 25 cm

⊙ 6 lbs / 2.7 kg

💡
110 2-B10 60max

💡
220 2-B35 40max

AVL 110V, 220V

⚡ (GS), (SH)
○ (-40), (-49)



CENTURY

The ultimate heirloom chandelier, regal and refined, timeless, and classic. A masterpiece of cascading crystals with an intricately cut crystal column, Century is fit for a ballroom, a stately dining room, or a grand residence.

Una lámpara de araña repleta de tradición; a la vez majestuosa, refinada, atemporal y clásica. Century es una obra maestra de cristales dispuestos en cascada con una columna de cristal de talla elaborada; un diseño apropiado para salón de baile, comedor señorial o una residencia grande.

Le lustre patrimonial ultime, royal et raffiné, intemporel et classique. Chef d'œuvre de cristaux jaillissant d'une colonne en cristal minutieusement taillé, Century s'insère à merveille dans une salle de bal, une salle à manger majestueuse ou une imposante résidence.

Dieser edle, majestätisch funkelnde Kristallluster ist ein zeitlos schöner Klassiker, der von Generation zu Generation weitervererbt wird. Die kaskadenartig fließenden Kristalle an der präzise geschliffenen Kristallsäule machen Century zu einem Meisterwerk, das jeden Ball- oder Speisesaal und jeden herrschaftlichen Wohnsitz glänzend aufwertet.

Il miglior lampadario della tradizione, regale e raffinato, senza tempo e classico. Un'opera d'arte di cristalli a cascata con una colonna di cristalli dal taglio intricato, Century è ideale per sale da ballo, soggiorni maestosi o residenze imponenti.

Величественная утончённая люстра Century классического дизайна будет передаваться в семье из поколения в поколение. Это истинный шедевр с каскадом кристаллов и кристалльной колонной замысловатой огранки. Такая люстра подходит для балльного зала, торжественного банкетного зала или для роскошной резиденции.

CRYSTAL



HERITAGE
(H)

FINISH



HEIRLOOM GOLD
(-22)



ETRUSCAN GOLD
(-23)



FRENCH GOLD
(-26)



POLISHED SILVER
(-40)



ANTIQUÉ SILVER
(-48)



BLACK PEARL
(-49)



AURELIA
(-211)



Century - 1718

Chandelier

◊ (H) ○ (-49)



42.5 in / 108 cm ↔

41 in / 104 cm ↑

84 in / 213 cm ↓

60 lbs / 27.0 kg Ⓞ

28-B10 60max  110

28-B35 40max  220

110V, 220V, CCC AVL

◊ (H)
○ (-22), (-23), (-26), (-40), (-48), (-49), (-211)

12.5 in / 32 cm ↔
14 in / 36 cm ↑↓
40 in / 102 cm ↓
4 lbs / 1.8 kg Ⓢ
1-A19 100max Ⓢ
1-B35 40max Ⓢ
110V, 220V, CCC AVL



Century - 1829
Chandelier
Ⓢ (H) ○ (-211)

37 in / 94 cm ↔
54.5 in / 138 cm ↑↓
120 in / 305 cm ↓
48 lbs / 21.6 kg Ⓢ
20-B10 60max Ⓢ
20-B35 40max Ⓢ
110V, 220V, CCC AVL



Century - 1716
Chandelier
Ⓢ (H) ○ (-40)

Century - 1712

Chandelier

🔍 (H) ○ (-211)



↔ 30 in / 76 cm

↑ 29.5 in / 75 cm

↓ 40 in / 102 cm

⊙ 26 lbs / 11.7 kg

💡 110 12-B10 60max

💡 220 12-B35 40max

AVL 110V, 220V, CCC

Century - 1709

Chandelier

🔍 (H) ○ (-211)



↔ 26 in / 66 cm

↑ 22 in / 56 cm

↓ 40 in / 102 cm

⊙ 18 lbs / 8.1 kg

💡 110 9-B10 60max

💡 220 9-B35 40max

AVL 110V, 220V, CCC

🔍 (H)
○ [-22], [-23], [-26], [-40], [-48], [-49], [-211]

24 in / 61 cm ↔
21.5 in / 55 cm ↑
40 in / 102 cm ↓
17 lbs / 7.7 kg Ⓢ
8-B10 60max Ⓢ
8-B35 40max Ⓢ
110V, 220V, CCC AVL



110 Canopy
*contact customer
service for 220
canopy information



Century - 1707
Chandelier
Ⓢ (H) ○ (-49)

21 in / 53 cm ↔
20 in / 51 cm ↑
40 in / 102 cm ↓
14 lbs / 6.3 kg Ⓢ
6-B10 60max Ⓢ
6-B35 40max Ⓢ
110V, 220V, CCC AVL



Century - 1705
Chandelier
Ⓢ (H) ○ (-40)

17 in / 43 cm ↔
17 in / 43 cm ↑
40 in / 102 cm ↓
9 lbs / 4.1 kg Ⓢ
5-B10 60max Ⓢ
5-B35 40max Ⓢ
110V, 220V, CCC AVL



Century - 1704
Chandelier
Ⓢ (H) ○ (-211)



Century - 1703

Wall Sconce

⚡ (H) ○ (-211)

- ↔ 13 in / 33 cm
- ↑↓ 17.5 in / 44 cm
- ↙ 6 in / 15 cm
- ⊙ 4 lbs / 1.8 kg
- 💡 110 3-B10 60max
- 💡 220 3-B35 40max
- AVL 110V, 220V



Century - 1702

Wall Sconce

⚡ (H) ○ (-211)

- ↔ 12 in / 30 cm
- ↑↓ 14 in / 36 cm
- ↙ 5.5 in / 14 cm
- ⊙ 4 lbs / 1.8 kg
- 💡 110 2-B10 60max
- 💡 220 2-B35 40max
- AVL 110V, 220V



Century - 1701

Wall Sconce

⚡ (H) ○ (-211)

- ↔ 4.5 in / 11 cm
- ↑↓ 13 in / 33 cm
- ↙ 6 in / 15 cm
- ⊙ 2 lbs / 0.9 kg
- 💡 110 1-B10 60max
- 💡 220 1-B35 40max
- AVL 110V, 220V



EK6515-401S



EKATERINA

—

Empress Catherine the Great was one of the great arts patrons of the 18th century, modernizing her empire and collecting a vast collection at her Winter Palace, now known as L'Hermitage. She championed the neoclassical style and the values of the Enlightenment. Ekaterina is our tribute to the legendary leader and to her taste for refinement and pageantry. The delicate chandelier is ornamented with a garland of ornate flowers and fine crystal drops blooming from twisted scrolls.

—

La emperatriz Catalina la Grande fue una de las grandes mecenas de arte del siglo XVIII, modernizando su imperio y coleccionando una vasta colección en su Palacio de Invierno, actualmente conocido como L'Hermitage. Abogaba por el estilo neoclásico y por los valores de la Ilustración. Ekaterina es nuestro particular homenaje a esta llegendaria líder y a su gusto por el refinamiento y la pompa. La delicada lámpara de araña está decorada con una guirnalda de flores ornamentales y finas gotas de cristal que emergen de las volutas.

—

La Grande Catherine, impératrice de Russie, était l'un des grands mécènes artistiques du 18^e siècle, modernisant son empire et rassemblant une vaste collection dans son Palais d'Hiver, aujourd'hui dénommé l'Hermitage. Elle a défendu le style néoclassique et les valeurs des Lumières. Ekaterina est notre hommage à cette femme légendaire et à son goût pour le raffinement et les cérémonies à grand spectacle. Le lustre délicat est orné d'une guirlande composée de fleurs sculptées et de fines gouttes en cristal fleurissant le long de volutes torsadées.

—

Die russische Zarin Katherina die Große war eine bedeutende Kunstmäzenin, die sich der Aufklärung verschrieben hatte. Im 18. Jahrhundert modernisierte sie ihr Reich und zierte ihren Winterpalast L'Hermitage mit vielen Kunstwerken im neoklassizistischen Stil. Ekaterina zeugt von der Liebe der legendären Zarin für das Schöne und Prunkvolle. Der filigran gestaltete Luster erweckt die Blumenverzierungen zum Leben und die edlen Kristalltropfen an den einzigartig gewundenen Ornamenten bringen das Licht zum Tanzen.

—

L'imperatrice Caterina La Grande è stata una delle maggiori mecenate delle arti del 18° secolo, modernizzando l'impero e raccogliendo un'ampia collezione nel suo palazzo invernale, oggi nota come L'Hermitage. Era sostenitrice dello stile neoclassico e dei valori dell'Illuminismo. Ekaterina è il nostro tributo per la leggendaria sovrana e per il suo gusto per la raffinatezza e lo sfarzo. Il delicato lampadario è decorato con una ghirlanda di fiori ornamentali e graziose gocce di cristallo che sbocciano da intricate volute.

—

Императрица Екатерина Великая была одним из важнейших меценатов 18 века. Она направила страну по пути прогресса и собрала огромную коллекцию для Зимнего дворца, который теперь называется Эрмитаж. Она поддерживала неоклассический стиль и ценности Просвещения. Ekaterina - наше посвящение легендарной императрице и её умению ценить изысканность и пышность. Эта нежная люстра украшена гирляндой узорных цветов и миниатюрными кристалльными каплями на скрученных свитках.

CRYSTAL



CRYSTALS FROM SWAROVSKI (S)

FINISH



POLISHED STAINLESS STEEL (-401)



Ekaterina - EK6515

Chandelier

◈ (S) ○ (-401)



110 Canopy
*contact customer service for 220 canopy information

33 in / 84 cm ↔

50 in / 127 cm ↑

40 in / 102 cm ↓

33 lbs / 14.9 kg Ⓢ

15-B10 60max  110

15-B35 40max  220

110V, 220V, CCC AVL

◈ (S)
○ (-401)

29 in / 74 cm ↔
40.5 in / 103 cm ↑
40 in / 102 cm ↓
20 lbs / 9.0 kg Ⓢ
8-B10 60max Ⓢ
8-B35 40max Ⓢ
110V, 220V, CCC AVL



Ekaterina - EK6508
Chandelier
Ⓢ (S) ○ (-401)

26.5 in / 67 cm ↔
26 in / 66 cm ↑
40 in / 102 cm ↓
16 lbs / 7.2 kg Ⓢ
7-B10 60max Ⓢ
7-B35 40max Ⓢ
110V, 220V, CCC AVL



Ekaterina - EK6507
Chandelier
Ⓢ (S) ○ (-401)



Ekaterina - EK6506

Chandelier

◈ (S) ○ (-401)

- ↔ 24 in / 61 cm
- ↑↓ 33.5 in / 85 cm
- ↓ 40 in / 102 cm
- ⊕ 15 lbs / 6.8 kg
- 💡 110 6-B10 60max
- 💡 220 6-B35 40max
- AVL 110V, 220V, CCC



Ekaterina - EK6505

Chandelier

◈ (S) ○ (-401)

- ↔ 22 in / 56 cm
- ↑↓ 23.5 in / 60 cm
- ↓ 40 in / 102 cm
- ⊕ 10 lbs / 4.5 kg
- 💡 110 5-B10 60max
- 💡 220 5-B35 40max
- AVL 110V, 220V, CCC



Ekaterina - EK6502

Wall Sconce

◈ (S) ○ (-401)

- ↔ 11.25 in / 29 cm
- ↑↓ 17.5 in / 44 cm
- ↙ 7 in / 18 cm
- ⊕ 3 lbs / 1.4 kg
- 💡 110 2-B10 60max
- 💡 220 2-B35 40max
- AVL 110V, 220V

◈ (S)
○ (-401)



FE7026-48A

FILIGRAE

The masquerades of the Renaissance, in Florence, Venice, or Paris, were remarkable in their lavishness and inventiveness. Filigrae, a chef d'oeuvre of ornate precious branches and heavy crystals, celebrates the festive spirit of the sixteenth century's masked balls.

Los bailes de máscaras del Renacimiento, en Florencia, Venecia o París, eran conocidos por su opulencia y creatividad. Filigrafía, una exuberante obra maestra con preciosas ramas y pesados cristales, celebrar el espíritu alegre de los bailes de máscaras del siglo XVI.

Les bals masqués de la Renaissance, à Florence, Venise ou Paris, étaient remarquables par leur somptuosité et leur inventivité. Filigrae, un chef d'oeuvre de branches précieuses finement travaillées et de cristaux lourds, célèbre l'esprit du 16e siècle et de ses bals.

Filigrae ist von den fantasievollen und kostbaren Kostümen der Maskenbälle im Florenz, Venedig und Paris der Renaissance inspiriert. Das Meisterwerk mit reichverzierten, edlen Armen und hochpolierten Kristallakzenten zelebriert das festliche Ambiente dieser Maskenbälle im 16. Jahrhundert.

I balli in maschera del Rinascimento, a Firenze, Venezia o Parigi, erano caratterizzati da sfarzo e originalità straordinari. Filigrae, un'opera d'arte di preziosi bracci decorativi e cristalli pesanti, celebra lo spirito festoso dei balli in maschera del sedicesimo secolo.

Маскарады эпохи Возрождения во Флоренции, Венеции и Париже славились пышностью и изобретательностью. Люстра Filigrae с чарующими узорными ветвями и тяжёлыми кристаллами – истинный шедевр, наше посвящение праздничному духу балов-карнавалов 16 века.

CRYSTAL



HERITAGE (H)



SPECTRA CRYSTAL (A)

SHADE OPTIONS



WHITE (1)



GOLD (2)



BRONZE (3)

FINISH



ETRUSCAN GOLD (-23)



FRENCH GOLD (-26)



ANTIQUE SILVER (-48)



HEIRLOOM BRONZE (-76)



Filigræe - FE7018

Chandelier

⚡ (A) ○ (-26)



↔ 39 in / 99 cm

↑ 38 in / 97 cm

↓ 40 in / 102 cm

⊙ 42 lbs / 18.9 kg

💡 110 18-B10 60max

💡 220 18-B35 40max

AVL 110V, 220V



110 Canopy
*contact customer service for 220 canopy information

Filigræe - FE7010

Chandelier

⚡ (H), (A) ○ (-23), (-26), (-48), (-76)



↔ 32.5 in / 83 cm

↑ 27.5 in / 70 cm

↓ 40 in / 102 cm

⊙ 27 lbs / 12.2 kg

💡 110 10-B10 60max

💡 220 10-B35 40max

AVL 110V, 220V



110 Canopy
*contact customer service for 220 canopy information

⚡ (H), (A)
○ (-23), (-26), (-48), (-76)

28.5 in / 72 cm ↔

24 in / 61 cm ↑

40 in / 102 cm ↓

23 lbs / 10.4 kg ⊕

8-B10 60max  110

8-B35 40max  220

110V, 220V AVL



White (1)



Gold (2)



Bronze (3)



Filigrae - FE7088

Chandelier

⊕ (H) ○ (-48) □ (1)

24 in / 61 cm ↔

22 in / 56 cm ↑

40 in / 102 cm ↓

18 lbs / 8.1 kg ⊕

6-B10 60max  110

6-B35 40max  220

110V, 220V AVL



White (1)



Gold (2)



Bronze (3)



Filigrae - FE7066

Chandelier

⊕ (H) ○ (-23) □ (2)

⊕ (H), (A) □ (1)(2)(3)(4)
○ (-23), (-26), (-48), (-76)

Filigræe - FE7008

Chandelier

⚡ (A) ○ (-48)



- ↔ 26 in / 66 cm
- ↑ 28.5 in / 72 cm
- ↓ 40 in / 102 cm
- ⊙ 20 lbs / 9.0 kg
- 💡 110 8-B10 60max
- 💡 220 8-B35 40max
- AVL 110V, 220V



110 Canopy
*contact customer service for 220 canopy information

Filigræe - FE7006

Chandelier

⚡ (H), (A) ○ (-23), (-26), (-48), (-76)




- ↔ 22.5 in / 57 cm
- ↑ 26 in / 66 cm
- ↓ 40 in / 102 cm
- ⊙ 16 lbs / 7.2 kg
- 💡 110 6-B10 60max
- 💡 220 6-B35 40max
- AVL 110V, 220V


⚡ (H), (A)
○ (-23), (-26), (-48), (-76)

28.5 in / 72 cm ↔

21 in / 53 cm ↑↓

21 lbs / 9.5 kg Ⓢ

8-B10 40max  110

8-B35 40max  220

110V, 220V AVL



White (1)



Gold (2)



Bronze (3)



Filigrae - FE7288

Close To Ceiling


⬠ (H) ○ (-76) □ (3)

24 in / 61 cm ↔

18.5 in / 47 cm ↑↓

17 lbs / 7.7 kg Ⓢ

6-B10 40max  110

6-B35 40max  220

110V, 220V AVL



White (1)



Gold (2)



Bronze (3)



Filigrae - FE7266

Close To Ceiling

⬠ (A) ○ (-26) □ (2)

⬠ (H), (A) □ (1)(2)(3)
○ (-23), (-26), (-48), (-76)

Filigræe - FE7208

Close To Ceiling

⬠ (H) ○ (-23)



↔ 27.5 in / 70 cm

↑ 21 in / 53 cm

⊕ 22 lbs / 9.9 kg

💡 8-B10 40max
110

💡 8-B35 40max
220

AVL 110V, 220V

Filigræe - FE7206

Close To Ceiling

⬠ (A) ○ (-48)



↔ 23 in / 58 cm

↑ 18.5 in / 47 cm

⊕ 18 lbs / 8.1 kg

💡 6-B10 40max
110

💡 6-B35 40max
220

AVL 110V, 220V

Filigræe - FE7003

Wall Sconce

⬠ (A) ○ (-26)



↔ 25 in / 64 cm

↑ 15 in / 38 cm

↘ 7 in / 18 cm

⊕ 5 lbs / 2.3 kg

💡 3-B10 60max
110

💡 3-B35 40max
220

AVL 110V, 220V

Filigræe - FE7002

Wall Sconce

⬠ (A) ○ (-48)



↔ 14 in / 36 cm

↑ 16 in / 41 cm

↘ 9.5 in / 24 cm

⊕ 4 lbs / 1.8 kg

💡 2-B10 60max
110

💡 2-B35 40max
220

AVL 110V, 220V

⬠ (H), (A)
○ (-23), (-26), (-48), (-76)



FL7068-49H

FONTANA LUCE

—
An ancient Italian tradition, the fountains of the piazzas built throughout the centuries were spectacular sculptures punctuating the city. Fontana Luce ('fountain of light'), is a series of architectural chandeliers with lace-like metal ornaments, thick ribbons of crystal, and a breathtaking glass basin handmade in Italy.

—
Una antigua tradición italiana, las fuentes de las plazas italianas construidas a lo largo de los siglos se concebían como espectaculares esculturas que señalizaban la ciudad. Fontana Luce («fuente de luz»), es una serie de lámparas de araña arquitectónicas, con adornos en forma de encaje de metal, cintas gruesas de cristal y una imponente cazoleta de vidrio elaborada a mano en Italia.


—
Ancienne tradition italienne, les fontaines des places construites au cours des siècles, sont des sculptures spectaculaires ponctuant la ville. Fontana Luce (« fontaine de lumière ») est une série de lustres architecturaux aux ornements en métal dentelé et aux épais rubans de cristal. Ils arborent un bassin en verre époustoufflant fabriqué à la main en Italie.

—
Die malerischen Brunnen historischer Piazzas in der Toskana sind – ganz in der italienischen Tradition – prunkvolle Anziehungspunkte im Zentrum der Orte. Fontana Luce (ital. für „Brunnen des Lichts“) ist eine Kollektion architektonisch inspirierter Luster mit Metallornamenten in Spitzenoptik, sprudelnden Kristallbändern und einer herrlich handgefertigten Schale aus italienischem Glas.

—
Un'antica tradizione italiana, le fontane delle piazze costruite nel corso dei secoli erano spettacolari sculture che mettevano in risalto la città. Fontana Luce è una serie di lampadari architettonici con decorazioni in metallo simili a merletti, spessi fiocchetti di cristallo e un recipiente di vetro mozzafiato fatto a mano in Italia.

—
Фонтаны на площадях – древняя итальянская традиция. В городах тут и там встречаются эти потрясающие скульптуры, созданные на протяжении веков. Fontana Luce («фонтан света») – это серия архитектурных люстр с ажурными металлическими орнаментами, широкими кристалльными лентами и головокругительной стеклянной основой, сделанной вручную в Италии.

CRYSTAL



HERITAGE
(H)

FINISH



HEIRLOOM GOLD
(-22)



ETRUSCAN GOLD
(-23)



FRENCH GOLD
(-26)



POLISHED SILVER
(-40)



ANTIQUÉ SILVER
(-48)



BLACK PEARL
(-49)



HEIRLOOM BRONZE
(-76)



AURELIA
(-211)



Fontana Luce - FL7710

Chandelier

◈ (H) ○ (-49)



110 Canopy
*contact customer
service for 220
canopy information

31 in / 79 cm ↔

24.5 in / 62 cm ↓

40 in / 102 cm ↓

34 lbs / 15.3 kg ⊕

13-B10 60max  110

13-B35 40max  220

110V, 220V AVL

◈ (H)
○ (-22), (-23), (-26), (-40), (-48), (-49), (-76), (-211)

26 in / 66 cm ↔
23.5 in / 60 cm ↑
40 in / 102 cm ↓
19 lbs / 8.6 kg ⊕
10-B10 60max ⚡
10-B35 40max ⚡
110V, 220V AVL



Fontana Luce - FL7708
Chandelier
⚡ (H) ○ (-40)

24 in / 61 cm ↔
22.5 in / 57 cm ↑
40 in / 102 cm ↓
14 lbs / 6.3 kg ⊕
6-B10 60max ⚡
2-B8 60max ⚡
6-B35 40max ⚡
2-G14 40max INCL. ⚡
110V, 220V AVL



Fontana Luce - FL7706
Chandelier
⚡ (H) ○ (-211)

Fontana Luce - FL7069

Close To Ceiling

⚡ (H) ○ (-40)



↔ 18 in / 46 cm

↑↓ 4.5 in / 11 cm

⊙ 20 lbs / 9.0 kg

💡 3-B35 40max

💡 3-E14 40max

AVL 110V, 220V

Fontana Luce - FL7068

Close To Ceiling

⚡ (H) ○ (-49)



↔ 13 in / 33 cm

↑↓ 4.5 in / 11 cm

⊙ 12 lbs / 5.4 kg

💡 3-B35 40max

💡 3-E14 40max

AVL 110V, 220V

Fontana Luce - FL7067

Close To Ceiling

⚡ (H) ○ (-211)



↔ 11 in / 28 cm

↑↓ 4.5 in / 11 cm

⊙ 9 lbs / 4.1 kg

💡 2-B35 40max

💡 2-E14 40max

AVL 110V, 220V

⚡ (H)
○ (-22), (-23), (-26), (-40), (-48), (-49), (-76), (-211)

18 in / 46 cm ↔

9.5 in / 24 cm ↑↓

16 lbs / 7.2 kg (H)

3-B10 60max (H) 110

3-B35 40max (H) 220

110V, 220V AVL



Fontana Luce - FL7789

Close To Ceiling

(H) (O) (-22)

13.5 in / 34 cm ↔

9.5 in / 24 cm ↑↓

8 lbs / 3.6 kg (H)

3-B10 60max (H) 110

3-B35 40max (H) 220

110V, 220V AVL



Fontana Luce - FL7788

Close To Ceiling

(H) (O) (-48)

11 in / 28 cm ↔

9 in / 23 cm ↑↓

7 lbs / 3.2 kg (H)

2-B8 60max INCL. (H) 110

2-G14 40max INCL. (H) 220

110V, 220V AVL



Fontana Luce - FL7787

Close To Ceiling

(H) (O) (-76)

Fontana Luce - FL7769

Close To Ceiling

⚡ (H) ○ (-211)



↔ 19 in / 48 cm

↑↓ 13.5 in / 34 cm

⊙ 15 lbs / 6.8 kg

💡 110 3-B10 60max

💡 220 3-B35 40max

AVL 110V, 220V

Fontana Luce - FL7768

Close To Ceiling

⚡ (H) ○ (-40)



↔ 14 in / 36 cm

↑↓ 13 in / 33 cm

⊙ 9 lbs / 4.1 kg

💡 110 3-B10 60max

💡 220 3-B35 40max

AVL 110V, 220V

Fontana Luce - FL7767

Close To Ceiling

⚡ (H) ○ (-40)



↔ 12 in / 30 cm

↑↓ 12 in / 30 cm

⊙ 7 lbs / 3.2 kg

💡 110 2-B10 60max

💡 220 2-B35 40max

AVL 110V, 220V

⚡ (H)
○ (-22), (-23), (-26), (-40), (-48), (-49), (-76), (-211)



CUSTOM - 9886

GENESIS

—
Let there be light. This baroque bronze chandelier, bedazzled by a rich garland of colored pearl-like crystal droplets, evokes the abundance and purity of the Tree of Life. This masterpiece is the perfect choice for a subtly sophisticated space, and will highlight heritage or modern spaces.

—
Hágase la luz. Esta lámpara de araña de bronce de estilo barroco, iluminada con una exuberante guirnalda de perlas de cristal en colores nacarados, evoca la abundancia y pureza del Árbol de la Vida. Esta obra maestra es la elección perfecta para un espacio sutilmente sofisticado, y destacará espacios antiguos o modernos.

—
Que la lumière soit. Ce lustre baroque en bronze, illuminé par une somptueuse guirlande de gouttelettes en cristal nacré, évoque l'abondance et la pureté de l'Arbre de Vie. Ce chef d'œuvre est un choix parfait pour un espace subtilement sophistiqué. Il rehaussera les espaces patrimoniaux ou modernes.

—
Es werde Licht. Der barock gestaltete Bronze Luster bezaubert mit einer reichhaltig verzierten Girlande in farbenfrohen Kristalltropfen, die an die Reinheit und Fülle des paradiesischen Erkenntnisbaumes denken lassen. Das Meisterwerk setzt viele Schauplätze mit subtiler Eleganz in Szene und ist das perfekte Highlight für ein klassisches oder modernes Interieur.

—
E luce sia. Questo lampadario in bronzo barocco, abbagliante con una ricca ghirlanda di goccioline di cristallo colorate a forma di perle, evoca l'abbondanza e la purezza dell'albero della vita. Questa opera d'arte è la scelta perfetta per uno spazio sobrio e sofisticato che mette in risalto spazi tradizionali e moderni.

—
Да будет свет! Эта барочная люстра с богатой гирляндой цветных кристалльных капель, похожих на жемчужины, вызывает в памяти изобилие и чистоту Древа жизни. Этот шедевр идеально подойдет для сдержанного утонченного интерьера и станет ярким акцентом исторических и современных помещений.

CRYSTAL



VINTAGE CRYSTAL
(VC)

FINISH



BRONZE GOLD
(28)

Genesis - 9886

Chandelier

🔍 (VC) ○ (-28)



↔ 39 in / 99 cm

↑ 55.5 in / 141 cm

↓ 84 in / 213 cm

⊙ 60 lbs / 27.0 kg

💡 110 28-B10 60max

💡 220 28-B35 40max

AVL 110V, 220V, CCC

🔍 (VC)
○ (-28)

164 | Genesis

Genesis - 9882

Chandelier

◆ (VC) ○ (-28)



110 Canopy
*contact customer
service for 220
canopy information

29 in / 74 cm ↔

38 in / 97 cm ↓

80 in / 203 cm ↓


23 lbs / 10.4 kg ⊙

15-B10 60max 

15-B35 40max 



110V, 220V, CCC 

◆ (VC)
○ (-28)

24 in / 61 cm ↔
30 in / 76 cm ↑↓
40 in / 102 cm ↓
14 lbs / 6.3 kg ⊕
8-B10 60max  110
8-B35 40max  220
110V, 220V, CCC AVL

Genesis - 9878
Chandelier
⊕ (VC) ○ (-28)



19 in / 48 cm ↔
24 in / 61 cm ↑↓
40 in / 102 cm ↓
8 lbs / 3.6 kg ⊕
6-B10 60max  110
6-B35 40max  220
110V, 220V, CCC AVL

Genesis - 9876
Chandelier
⊕ (VC) ○ (-28)



Genesis - 9875

Chandelier

⚡ (VC) ○ (-28)



↔ 13 in / 33 cm

↑ 18 in / 46 cm

↓ 40 in / 102 cm

⊙ 6 lbs / 2.7 kg

💡 110 5-B10 60max

💡 220 5-B35 40max

AVL 110V, 220V, CCC

Genesis - 9872

Wall Sconce

⚡ (VC) ○ (-28)



↔ 10.5 in / 27 cm

↑ 15 in / 38 cm

↘ 7.5 in / 19 cm

⊙ 4 lbs / 1.8 kg

💡 110 2-B10 60max

💡 220 2-B35 40max

AVL 110V, 220V

⚡ (VC)
○ (-28)



WB1005-26H



GWYNN

—

Circular forms and the smooth, polished surfaces of the Art Deco movement inspired the graceful Gwynn chandelier. Swirling curves, cut from hand-finished metal, are centered by large crystal octagons yielding rainbows of spectral light for the ultimate expression of understated sophistication and grace.

—

Las formas circulares y las superficies lisas y pulidas del movimiento Art Deco sirven como fuente de inspiración para la elegante lámpara de araña Gwynn. Sus curvas en espiral, cortadas de metal acabado a mano, están rematadas en su parte central por grandes cristales octogonales que irradian arcoíris de luz espectral; la máxima expresión de la elegancia y la sofisticación.

—

Les formes circulaires, et les surfaces polies et lisses du mouvement Art Déco ont inspiré le gracieux lustre Gwynn. Des courbes tourbillonnantes, taillées dans du métal fini à la main, sont centrées par de grands octogones en cristal produisant des arcs-en-ciel de lumière spectrale – l'expression ultime de la sophistication et de la grâce discrète.

—

Für die grazile Schönheit des Gwynn Lusters standen die ausdrucksvollen Rundformen und geschmeidigen, hochpolierten Stilmerkmale des Art Déco Pate. Große Kristallköpfe funkeln in allen Spektralfarben und schmiegen sich an die Rundbögen aus handbearbeitetem Metall. Das ist das Nonplusultra eines edlen, anmutigen Understatements!

—

Le forme circolari e le superfici lisce e levigate del movimento Art Déco hanno ispirato il leggiadro lampadario Gwynn. Le curve vortuose, tagliate da metallo lavorato a mano, sono centrate da grandi ottagoni di cristallo che producono ampi arcobaleni di spettri di luce per la massima espressione di sofisticatezza e grazia discreta.

—

Источником вдохновения для создания изящной люстры Гwynн послужили круглые формы и гладкие полированные поверхности, характерные для стиля ар-деко. Закрученные полосы частично обработанного металла обрамляют крупные кристалльные восьмиугольники, рассыпающие радужные искры. Это изумительное воплощение сдержанной изысканности и грации.

CRYSTAL



HERITAGE
(H)



CRYSTALS FROM
SWAROVSKI (S)

FINISH



WHITE
(-06)



ETRUSCAN GOLD
(-23)



FRENCH GOLD
(-26)



ANTIQUÉ SILVER
(-48)



HEIRLOOM BRONZE
(-76)



Gwynn - WB1006

Chandelier

◊ (S) ○ (-6)




24 in / 61 cm ↔

25.5 in / 65 cm ↓

40 in / 102 cm ↓

24 lbs / 10.8 kg ⬇

6-B10 60max  110

6-B35 40max  220

110V, 220V AVL

◊ (H), (S)
○ (-06), (-23), (-26), (-48), (-76)

Gwynn - WB1008

Chandelier

🔍 (S) ○ (-76)



↔ 28 in / 71 cm

↑ 29 in / 74 cm

↓ 40 in / 102 cm

⊙ 31 lbs / 14.0 kg

💡
110 8-B10 60max

💡
220 8-B35 40max

AVL 110V, 220V

🔍 (H), (S)
○ (-06), (-23), (-26), (-48), (-76)

172 | Gwynn

Gwynn - WB1005

Chandelier

⚡ (H) ○ (-26)



- ↔ 21 in / 53 cm
- ↑ 23 in / 58 cm
- ↓ 40 in / 102 cm
- ⊙ 20 lbs / 9.0 kg
- 💡 5-B10 60max
110
- 💡 5-B35 40max
220
- AVL 110V, 220V



110 Canopy
*contact customer
service for 220
canopy information

Gwynn - WB1002

Wall Sconce

⚡ (H) ○ (-48)



- ↔ 13 in / 33 cm
- ↑ 16 in / 41 cm
- ↘ 5 in / 13 cm
- ⊙ 4 lbs / 1.8 kg
- 💡 2-B10 60max
110
- 💡 2-B35 40max
220
- AVL 110V, 220V

⚡ (H), (S)
○ (-06), (-23), (-26), (-48), (-76)



9695-40CL

JASMINE

—
The subtle grace of Jasmine, with its silver and crystal frame and stark lines, and thick single stalactite, is the ideal choice for a chic, contemporary interior.

—
La sutil elegancia de Jasmine, con su estructura de plata y cristal, líneas rígidas y gruesa estalactita, es la opción ideal para un interior sofisticado y contemporáneo.

—
La grâce subtile de Jasmine, avec son cadre en métal argenté et en cristal, ses lignes puissantes et son épaisse stalactite, est le choix idéal pour un intérieur chic et contemporain.

—
Der Silber- und Kristallrahmen kommt in der schlichten Eleganz dieses Designs in seiner ganzen Schönheit zur Geltung. Die Kreation mit einem kristallinen Hingucker im Zentrum von Jasmine unterstreicht jedes zeitgenössische Interieur.

—
La discreta grazia di Jasmine, con la sua struttura d'argento e cristallo, le sue linee forti e una singola stalattite spessa, è la scelta perfetta per interni chic e contemporanei.

—
Сдержанная грациозная люстра Jasmine с каркасом чётких очертаний из серебра и кристаллов и одиночным толстым сталактитом идеально подходит для шикарных современных интерьеров.

CRYSTAL



OPTIC
(CL)

FINISH



*POLISHED SILVER
(40)

*TWO-TONED FINISH,
POLISHED SILVER WITH
BLACK PEARL ACCENTS



Jasmine - 9695

Chandelier

◊ (CL) ○ (-40)



42 in / 107 cm ↔

27 in / 69 cm ↓

25 in / 64 cm ↘

Min. 3 in / 7.6 cm ↓

Max. 21 in / 53.5 cm ↓

27 lbs / 12.2 kg ⊕

10-B10 60max 

10-B35 40max 

110V, 220V AVL

◊ (CL)
○ (-40)

Jasmine - 9690

Chandelier

◆ (Cl) ○ (-40)



↔ 36 in / 91 cm

↑ 57 in / 145 cm

↓ 120 in / 305 cm

⊙ 50 lbs / 22.5 kg

💡 110 20-B10 60max

💡 220 20-B35 40max

AVL 110V, 220V, CCC

◆ (Cl)
○ (-40)

178 | Jasmine

Jasmine - 9685

Chandelier

◆ (CL) ○ (-40)



↔ 36 in / 91 cm

↑ 37.5 in / 95 cm

↓ 40 in / 102 cm

● 31 lbs / 14.0 kg

💡 110 15-B10 60max

💡 220 15-B35 40max

AVL 110V, 220V, CCC

Jasmine - 9679

Chandelier

◆ (CL) ○ (-40)



↔ 33 in / 84 cm

↑ 29.5 in / 75 cm

↓ 40 in / 102 cm

● 21 lbs / 9.5 kg

💡 110 9-B10 60max

💡 220 9-B35 40max

AVL 110V, 220V, CCC



110 Canopy
*contact customer
service for 220
canopy information

Jasmine - 9678

Chandelier

◆ (CL) ○ (-40)



↔ 29.5 in / 75 cm

↑ 28 in / 71 cm

↓ 40 in / 102 cm

● 20 lbs / 9.0 kg

💡 110 8-B10 60max

💡 220 8-B35 40max

AVL 110V, 220V, CCC

◆ (CL)
○ (-40)

26 in / 66 cm ↔
26.5 in / 67 cm ↑↓
40 in / 102 cm ↓
18 lbs / 8.1 kg (CL)
7-B10 60max 110
7-B35 40max 220
110V, 220V, CCC AVL



Jasmine - 9677
Chandelier
◆ (CL) ○ (-40)

22.5 in / 57 cm ↔
24 in / 61 cm ↑↓
40 in / 102 cm ↓
13 lbs / 5.9 kg (CL)
6-B10 60max 110
6-B35 40max 220
110V, 220V, CCC AVL



Jasmine - 9676
Chandelier
◆ (CL) ○ (-40)

20 in / 51 cm ↔
22 in / 56 cm ↑↓
40 in / 102 cm ↓
11 lbs / 5.0 kg (CL)
5-B10 60max 110
5-B35 40max 220
110V, 220V, CCC AVL



Jasmine - 9675
Chandelier
◆ (CL) ○ (-40)

Jasmine - 9674

Chandelier

◆ (CL) ○ (-40)



↔ 16 in / 41 cm

↑ 19.5 in / 50 cm

↓ 40 in / 102 cm

⊕ 7 lbs / 3.2 kg

💡
110 4-B10 60max

💡
220 4-B35 40max

AVL 110V, 220V, CCC

Jasmine - 9673

Chandelier

◆ (CL) ○ (-40)



↔ 12 in / 30 cm

↑ 19.5 in / 50 cm

↓ 40 in / 102 cm

⊕ 6 lbs / 2.7 kg

💡
110 3-B10 60max

💡
220 3-B35 40max

AVL 110V, 220V, CCC

Jasmine - 9672

Wall Sconce

◆ (CL) ○ (-40)



↔ 14 in / 36 cm

↑ 14 in / 36 cm

↘ 5.5 in / 14 cm

⊕ 3 lbs / 1.4 kg

💡
110 2-B10 60max

💡
220 2-B35 40max

AVL 110V, 220V

Jasmine - 9671

Wall Sconce

◆ (CL) ○ (-40)



↔ 5.5 in / 14 cm

↑ 13.5 in / 34 cm

↘ 7 in / 18 cm

⊕ 2 lbs / 0.9 kg

💡
110 1-B10 60max

💡
220 1-B35 40max

AVL 110V, 220V

◆ (CL)
○ (-40)



PN1024-76S

LINTERNA

—
Nestled in a heavy lantern-shaped metal frame, a thick crystal pendeloque glimmers in the light. This elegant and relaxed design diffuses a warm, scintillating glow across your interior.

—
Ubicado en un pesada estructura de metal con forma de farol, su grueso pendeloque de cristal centellea con la luz. Este diseño elegante y desenfadado dispersará una luz cálida y refulgente en toda la estancia.

—
Nichée dans un cadre lourd en métal en forme de lanterne, une pendeloque épaisse en cristal étincelle à la lumière. Ce design élégant et décontracté diffuse un éclat chaleureux et scintillant dans votre intérieur.

—
Schimmerndes Kristall im Tropfenschliff setzt spannende Kontraste zur schweren Metalllaterne von Linterna. Das elegante Design entfaltet ein warmes Licht, das in vielen Räumen für eine entspannte Atmosphäre sorgt.

—
Incastrato in una pesante struttura in metallo a forma di lanterna, un pendeloque spesso in cristallo brilla nella luce. Questo design elegante e rilassato diffonde un bagliore caldo e scintillante negli interni.

—
Толстая кристалльная подвеска мерцает в лучах света внутри тяжёлого металлического каркаса в форме фонаря. Этот элегантный и в то же время сдержанный светильник озарит интерьер тёплым искристым сиянием.

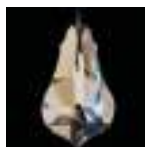
CRYSTAL



HERITAGE
(H)



CRYSTALS FROM
SWAROVSKI (S)



CRYSTALS FROM
SWAROVSKI
GOLDEN SHADOW (GS)

FINISH



HEIRLOOM GOLD
(-22)



ETRUSCAN GOLD
(-23)





FRENCH GOLD
(-26)



ANTIQUÉ SILVER
(-48)



HEIRLOOM BRONZE
(-76)





19 in / 48 cm ↔
32 in / 81 cm ↑↓
19 in / 48 cm ↕
51 in / 130 cm ↓
34 lbs / 15.3 kg ⊕
4-B10 60max 
4-B35 40max 
110V, 220V AVL



Linterna - PN1028

Pendant

◆ (S) ○ (-76)

21.5 in / 55 cm ↔
27 in / 69 cm ↑↓
45 in / 114 cm ↓
22 lbs / 9.9 kg ⊕
8-B10 60max 
2-G9 40max INCL. 
8-B35 40max 
2-G9 40max INCL. 
110V, 220V AVL



Linterna - PN1024

Pendant

◆ (H) ○ (-23)

◆ (H), (S), (GS)
○ (-22), (-23), (-26), (-48), (-76)



Linterna - PN1020

Pendant

⚡ (H) ○ (-26)

- ↔ 15.5 in / 39 cm
- ↑ 27.5 in / 70 cm
- ↓ 45 in / 114 cm
- ⊕ 18 lbs / 8.1 kg
- 💡₁₁₀ 4-B10 60max
- 💡₁₁₀ 2-G9 40max INCL.
- 💡₂₂₀ 4-B35 40max
- 💡₂₂₀ 2-G9 40max INCL.
- AVL 110V, 220V



110 Canopy
*contact customer service for 220 canopy information



Linterna - PN1010

Pendant

⚡ (H) ○ (-22)

- ↔ 10 in / 25 cm
- ↑ 24 in / 61 cm
- ↓ 45 in / 114 cm
- ⊕ 15 lbs / 6.8 kg
- 💡₁₁₀ 2-G9 40max INCL.
- 💡₂₂₀ 2-G9 40max INCL.
- AVL 110V, 220V



Linterna - PN1002

Wall Sconce

⚡ (H) ○ (-48)

- ↔ 8 in / 20 cm
- ↑ 20.5 in / 52 cm
- ↙ 5 in / 13 cm
- ⊕ 6 lbs / 2.7 kg
- 💡₁₁₀ 2-G9 40max INCL.
- 💡₂₂₀ 2-G9 40max INCL.
- AVL 110V, 220V

⚡ (H), (S), (GS)
○ (-22), (-23), (-26), (-48), (-76)



LU0002-59H

LUCIA

—
With its fine frame, chiseled cups, sparkling drops, and garlands, Lucia is a contemporary take on the great classics of chandelier design – a luxuriant accent for your décor.

—
Con su fina estructura , sus copas cinceladas, sus brillantes gotas y guirnaldas, Lucia es una versión contemporánea de los grandes clásicos del diseño de lámparas de araña; un complemento lujoso para su decoración interior.

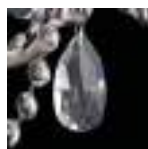
—
Avec son cadre fin, ses coupelles ciselées, ses gouttes et ses guirlandes étincelantes, Lucia est une version contemporaine des grands classiques du design de lustre – un accent luxuriant pour votre intérieur.

—
Mit dem zierlichen Rahmen, fein ziselierten Wachsfängern sowie funkelnden Kristalltropfen und -girlanden wird Lucia zu einer modernen Neuinterpretation des klassischen Kristalllusters. Eine luxuriöse Komposition der Moderne für Ihr individuelles Dekor.

—
Con la sua struttura raffinata, coppe cesellate, gocce e ghirlande brillanti, Lucia è una rivisitazione contemporanea dei grandi classici del design dei lampadari: un tono lussuoso per l'arredamento.

—
Люстра Lucia с изящным каркасом, точёными розетками, сверкающими каплями и гирляндами – современная вариация на тему знаменитых классических моделей и роскошный акцент для вашего интерьера.

CRYSTAL



HERITAGE
(H)

AVL 110V only

FINISH



HEIRLOOM GOLD
(-22)



ETRUSCAN GOLD
(-23)



FRENCH GOLD
(-26)



ANTIQUÉ SILVER
(-48)



FERRO BLACK
(-59)



HEIRLOOM BRONZE
(-76)

Lucia - LU0003

Chandelier

⬠ (H) ○ (-76)



↔ 25 in / 64 cm

↑ 32 in / 81 cm

↓ 40 in / 102 cm

⊙ 14 lbs / 6.3 kg

💡 10-B35 40max
110

AVL 110V

⬠ (H)
○ [-22], [-23], [-26], [-48], [-59], [-76]

188 | Lucia

Lucia - LU0002

Chandelier

⚡ (H) ○ (-59)



↔ 22 in / 56 cm
↑ 28.5 in / 72 cm
↓ 40 in / 102 cm
⊙ 11 lbs / 5.0 kg
💡 8-B35 40max
110
AVL 110V

Lucia - LU0001

Chandelier

⚡ (H) ○ (-26)



↔ 17 in / 43 cm
↑ 23.5 in / 60 cm
↓ 40 in / 102 cm
⊙ 8 lbs / 3.6 kg
💡 6-B35 40max
110
AVL 110V

Lucia - LU0004

Wall Sconce

⚡ (H) ○ (-48)



↔ 12 in / 30 cm
↑ 18 in / 46 cm
↙ 9 in / 23 cm
⊙ 3 lbs / 1.4 kg
💡 2-B35 40max
110
AVL 110V

⚡ (H)
○ [-22], [-23], [-26], [-48], [-59], [-76]



SKU

MADISON

From a dense, finely chiseled glass stem, thin branches twirl freely, adorned with rosettes, drops, garlands, and cut crystals. Fanciful and regal, Madison is an instant heirloom.

De un tallo de vidrio denso, finamente cincelado emergen finas ramas retorcidas y decoradas con rosetas, gotas, guirnaldas y cristales tallados. Imaginativa y majestuosa, Madison transmite de inmediato una estética antigua.

De fines branches, ornées de rosettes, de gouttes, de guirlandes et de cristaux facettés, virevoltent librement à partir d'une tige en verre dense, finement ciselée. Fantaisiste et royal, Madison possède un caractère patrimonial instantané.

Aus dem massiven, fein geschliffenen Glasschaft wachsen frei schwingende Äste mit einer Fülle funkelnder Rosetten, Tropfen, Girlanden und geschliffener Kristalle. Die fantasievolle und wirkmächtige Präsenz von Madison gibt man gern an folgende Generationen weiter.

Da un denso stelo di vetro finemente cesellato, rami sottili si intrecciano liberamente, adornati con coccarde, gocce, ghirlande e cristalli tagliati. Fantastico e regale, Madison è una chiara tradizione.

Тонкие скрученные ветви с розетками, каплями, гирляндами и огранёнными кристаллами расходятся во все стороны от плотного стеклянного ствола с плотным точёным узором. Роскошная величественная люстра Madison будет передаваться в семье из поколения в поколение.

CRYSTAL



HERITAGE
(H)

AVL 110V only

FINISH



ETRUSCAN GOLD
(-23)



POLISHED SILVER
(-40)



AURELIA
(-211)

Madison - 1596

Chandelier

⬠ (H) ○ (-211)



↔ 30 in / 76 cm

↑ 30 in / 76 cm

↓ 40 in / 102 cm

⊙ 21 lbs / 9.5 kg

💡 12-B35 40max

AVL 110V

⬠ (H)
○ (-23), (-40), (-211)

192 | Madison

Madison - 1592

Chandelier

🔍 (H) ○ (-23)



↔ 24 in / 61 cm

↑ 21.5 in / 55 cm

↓ 40 in / 102 cm

⊙ 10 lbs / 4.5 kg

💡 6-B35 40max
110

AVL 110V

Madison - 1586

Wall Sconce

🔍 (H) ○ (-40)



↔ 12 in / 30 cm

↑ 14.5 in / 37 cm

↘ 6 in / 15 cm

⊙ 3 lbs / 1.4 kg

💡 2-B35 40max
110

AVL 110V

🔍 (H)
○ (-23), (-40), (-211)



MARIA THERESA

While visiting the palace of Versailles, Austrian empress Maria Theresa was impressed by the majestic chandeliers of Louis XV's court. She ordered similar designs for her palace in Vienna. With a curvaceous frame, rich adornments, and unique star ornaments, Maria Theresa is our highly stylized homage to the legendary leader.

Mientras visitaba el palacio de Versailles, la emperatriz austriaca María Teresa quedó impresionada por los majestuosas lámparas de araña de la corte de Luis XV. Ella ordenó diseños similares para su palacio en Viena. Con estructura curva, exuberantes ornamentos y exclusivas decoraciones estrella, Maria Theresa es nuestro elegante tributo a esta líder legendaria.


En visitant le château de Versailles, l'impératrice autrichienne Marie-Thérèse a été impressionnée par les lustres majestueux de la cour de Louis XV. Elle a alors commandé les mêmes modèles pour son palais de Vienne. Avec son cadre opulent, ses riches ornements et ses décorations uniques en forme d'étoile, Maria Theresa est notre hommage ultra stylisé à cette femme légendaire.

Bei einem Besuch in Versailles fielen der österreichischen Kaiserin Maria Theresia die erhabenen Kristallluster am Hofe von Ludwig XV. auf und sie wünschte sich ein ähnliches Design für ihren Wiener Palast. Reichhaltige Verzierungen und das einzigartige Sternornament runden den geschwungenen Rahmen perfekt ab und machen der legendären Kaiserin mit dem gleichnamigen Luster alle Ehre.

Durante la visita al palazzo di Versailles, l'imperatrice austriaca Maria Teresa rimase impressionata dai maestosi lampadari della corte di Luigi XV. Ordinò design simili per il suo palazzo di Vienna. Con una struttura pomposa, ricche decorazioni e ornamenti a stella unici, Maria Theresa è il nostro omaggio altamente stilizzato alla leggendaria sovrana.

Величественные люстры при дворе Людовика XV произвели большое впечатление на австрийскую императрицу Марию-Терезу при посещении Версальского дворца. Она заказала похожие изделия для своего дворца в Вене. Люстра Maria Theresa с изогнутым каркасом, богатым декором и уникальными украшениями в форме звезд – наше стилизованное посвящение этому легендарному монарху.

CRYSTAL



HERITAGE
(H)

FINISH



HEIRLOOM GOLD
(-22)



ETRUSCAN GOLD
(-23)



FRENCH GOLD
(-26)



ANTIQUÉ SILVER
(-48)



HEIRLOOM BRONZE
(-76)

Maria Theresa - 5626

Chandelier

⬠ (H) ○ (-26)



↔ 30.5 in / 77 cm

↑ 28 in / 71 cm

↓ 80 in / 203 cm

⊙ 36 lbs / 16.2 kg

💡 110 9-B10 60max 1-T7 15max INCL.

💡 220 9-B35 40max 1-T26 25max INCL.

AVL 110V, 220V, CCC

⬠ (H)
○ (-22), (-23), (-26), (-48), (-76)

196 | Maria Theresa

Maria Theresa- 5625

Chandelier

◊ (H) ○ (-48)



↔ 26 in / 66 cm

↑ 21.5 in / 55 cm

↓ 80 in / 203 cm

⊙ 24 lbs / 10.8 kg

💡 110 7-B10 60max

💡 220 7-B35 40max

AVL 110V, 220V, CCC

Maria Theresa- 5622

Chandelier

◊ (H) ○ (-48)



↔ 33 in / 84 cm

↑ 62 in / 157 cm

↓ 126 in / 320 cm

⊙ 70 lbs / 31.5 kg

💡 110 16-B10 60max

💡 110 1-T7 15max INCL.

💡 220 16-B35 40max

💡 220 1-T26 25max INCL.

AVL 110V, 220V, CCC

◊ (H)
○ (-22), (-23), (-26), (-48), (-76)

31.5 in / 80 cm ↔

37.5 in / 95 cm ↑

80 in / 203 cm ↓

45 lbs / 20.3 kg Ⓛ

9-B10 60max Ⓛ
110

1-T7 15max INCL. Ⓛ
110

9-B35 40max Ⓛ
220

1-T26 25max INCL. Ⓛ
220

110V, 220V, CCC AVL



Maria Theresa- 5609

Chandelier
Ⓛ (H) ○ (-48)

26.5 in / 67 cm ↔

33.5 in / 85 cm ↑

40 in / 102 cm ↓

32 lbs / 14.4 kg Ⓛ


7-B10 60max Ⓛ
110

1-T7 15max INCL. Ⓛ
110

7-B35 40max Ⓛ
220

1-T26 25max INCL. Ⓛ
220

110V, 220V, CCC AVL



Maria Theresa- 5607

Chandelier
Ⓛ (H) ○ (-26)

Maria Theresa - 5602

Wall Sconce

◈ (H) ○ (-26)



- ↔ 16 in / 41 cm
- ↑↓ 17 in / 43 cm
- ↙ 9 in / 23 cm
- ⊙ 6 lbs / 2.7 kg
- 💡 110 3-B10 60max
- 💡 220 3-B35 40max
- AVL 110V, 220V

Maria Theresa - 5601

Wall Sconce

◈ (H) ○ (-48)



- ↔ 13.5 in / 34 cm
- ↑↓ 18 in / 46 cm
- ↙ 7.5 in / 19 cm
- ⊙ 6 lbs / 2.7 kg
- 💡 110 2-B10 60max
- 💡 220 2-B35 40max
- AVL 110V, 220V

Maria Theresa - 5600

Wall Sconce

◈ (H) ○ (-48)



- ↔ 5.5 in / 14 cm
- ↑↓ 16.5 in / 42 cm
- ↙ 8 in / 20 cm
- ⊙ 2.5 lbs / 1.1 kg
- 💡 110 1-B10 60max
- 💡 220 1-B35 40max
- AVL 110V, 220V

◈ (H)
○ (-22), (-23), (-26), (-48), (-76)



3657-26S

NEW ORLEANS

—
Glowing with the joyous spirit of the epicurean southern hub, New Orleans features a French Baroque motif – a dance of twirling branches around a sculptural crystal column, decorated with a flight of garlands, cups, and ornaments.

—
Brillando con el espíritu alegre del epicúreo centro sur, Nueva Orleans presenta un motivo barroco francés - una danza de ramas girando alrededor de una columna de cristal escultórica, decorada con un vuelo de guirnaldas, tazas y adornos.

—
Étincelant et affichant l'esprit joyeux de la grande ville épicurienne du sud des États-Unis, New Orleans arbore un motif baroque français - une danse de branches tourbillonnantes entourant une colonne sculpturale en cristal, et ornées d'une quantité de guirlandes, de coupelles et d'ornements.

—
In New Orleans reflektiert sich die unbeschwerte Lebensfreude der Stadt im Süden Amerikas, die auch als „Big Easy“ bekannt ist. Die geschliffene Kristallsäule, tanzenden Arme und die atemberaubende Vielfalt an Girlanden, Wachsfängern und Ornamenten machen dieser ausgelassenen Energie alle Ehre.

—
Raggiante con il festoso spirito del fulcro meridionale epicureo, New Orleans presenta un motivo del Barocco francese – una danza di rami intrecciati attorno a una colonna scultorea di cristalli, decorata con una serie di ghirlande, coppe e ornamenti.

—
Люстра New Orleans излучает радостный настрой беззаботного южного города. Она декорирована в стиле французского барокко: изогнутые ветви танцуют вокруг скульптурной кристалльной колонны, украшенной гирляндами, розетками и орнаментами.

CRYSTAL



HERITAGE
(H)



CRYSTALS FROM
SWAROVSKI (S)



CRYSTALS FROM
SWAROVSKI
GOLDEN TEAK (TK)

FINISH



HEIRLOOM GOLD
(-22)



ETRUSCAN GOLD
(-23)



FRENCH GOLD
(-26)



POLISHED SILVER
(-40)



ANTIQUÉ SILVER
(-48)



BLACK PEARL
(-49)



HEIRLOOM BRONZE
(-76)



AURELIA
(-211)

New Orleans - 3663

Chandelier

🔍 (H) ○ (-211)



↔ 60 in / 152 cm

↑ 75 in / 191 cm

↓ 126 in / 320 cm

⊙ 160 lbs / 72.0 kg

💡 45-B10 40max
110

💡 45-B35 40max
220

AVL 110V, 220V

🔍 (H), (S), (TK)

○ (-22), (-23), (-26), (-40), (-48), (-49), (-76), (-211)

202 | New Orleans

New Orleans - 3662

Chandelier

◊ (H) ○ (-49)



↔ 48 in / 122 cm

↑ 62 in / 157 cm

↓ 126 in / 320 cm

⊙ 110 lbs / 49.5 kg

💡
110 24-B10 60max

💡
220 24-B35 40max

AVL 110V, 220V, CCC

New Orleans - 3661

Chandelier

◊ (H) ○ (-40)



↔ 36 in / 91 cm

↑ 56 in / 142 cm

↓ 126 in / 320 cm

⊙ 82 lbs / 36.9 kg

💡
110 20-B10 60max

💡
220 20-B35 40max

AVL 110V, 220V, CCC

◊ (H), (S), (TK)

○ (-22), (-23), (-26), (-40), (-48), (-49), (-76), (-211)

36 in / 91 cm ↔
44 in / 112 cm ↑
126 in / 320 cm ↓
54 lbs / 24.3 kg Ⓢ
18-B10 60max Ⓢ
18-B35 40max Ⓢ
110V, 220V, CCC AVL




New Orleans - 3660
Chandelier
Ⓢ (H) ○ (-211)

32 in / 81 cm ↔
53 in / 135 cm ↑
126 in / 320 cm ↓
50 lbs / 22.5 kg Ⓢ
14-B10 60max Ⓢ
14-B35 40max Ⓢ
110V, 220V, CCC AVL



New Orleans - 3659
Chandelier
Ⓢ (H) ○ (-23)

32 in / 81 cm ↔
38.5 in / 98 cm ↑
80 in / 203 cm ↓
40 lbs / 18.0 kg Ⓢ
14-B10 60max Ⓢ
14-B35 40max Ⓢ
110V, 220V, CCC AVL



New Orleans - 3658
Chandelier
Ⓢ (TK) ○ (-22)

New Orleans - 3657

Chandelier

⚡ (S) ○ (-26)



↔ 28 in / 71 cm

↑ 31 in / 79 cm

↓ 40 in / 102 cm

⊕ 24 lbs / 10.8 kg

💡 110 10-B10 60max

💡 220 10-B35 40max

AVL 110V, 220V, CCC

New Orleans - 3656

Chandelier

⚡ (TK) ○ (-76)



↔ 24 in / 61 cm

↑ 27 in / 69 cm

↓ 40 in / 102 cm

⊕ 16 lbs / 7.2 kg

💡 110 7-B10 60max

💡 220 7-B35 40max

AVL 110V, 220V, CCC

New Orleans - 3648

Chandelier

⚡ (TK) ○ (-76)



↔ 12 in / 30 cm

↑ 16.5 in / 42 cm

↓ 40 in / 102 cm

⊕ 4 lbs / 1.8 kg

💡 110 4-B10 60max

💡 220 4-B35 40max

AVL 110V, 220V, CCC

New Orleans - 3652

Wall Sconce

⚡ (H) ○ (-23)



↔ 12 in / 30 cm

↑ 18.5 in / 47 cm

↙ 6 in / 15 cm

⊕ 4 lbs / 1.8 kg

💡 110 3-B10 60max

💡 220 3-B35 40max

AVL 110V, 220V

New Orleans - 3651

Wall Sconce

⚡ (H) ○ (-48)



↔ 12 in / 30 cm

↑ 14.5 in / 37 cm

↙ 5.5 in / 14 cm

⊕ 3 lbs / 1.4 kg

💡 110 2-B10 60max

💡 220 2-B35 40max

AVL 110V, 220V

New Orleans - 3650

Wall Sconce

⚡ (H) ○ (-26)



↔ 4.5 in / 11 cm

↑ 13 in / 33 cm

↙ 6 in / 15 cm

⊕ 2 lbs / 0.9 kg

💡 110 1-B10 60max

💡 220 1-B35 40max

AVL 110V, 220V

⚡ (H), (S), (TK)
○ (-22), (-23), (-26), (-40), (-48), (-49), (-76), (-211)



3783-51

RENAISSANCE

Recalling the glorious opulence of Baroque chandeliers with its open frame, lyre patterns, and bouquet tops, Renaissance is a homage to the seventeenth - century court of King Louis XIV. Our interpretation is boldly contemporary.

Invocando la excepcional opulencia de las lámparas de araña barrocas con su estructura abierta, sus composiciones en forma de lira y sus remates en forma de ramillete, Renaissance rinde tributo a la corte del Rey Luis XIV en el siglo XVII. Nuestra interpretación es atrevidamente contemporánea.

Rappelant l'opulence glorieuse des lustres baroques avec son cadre ouvert, ses motifs de lyre et sa partie supérieure en bouquet, Renaissance rend hommage au 17e siècle et à la cour du roi Louis XIV. Notre interprétation affiche une audace contemporaine.

Renaissance ist eine Hommage an die Pracht und Opulenz barocker Kristallluster, die den Palast des französischen Sonnenkönigs seit dem 17. Jahrhundert in ein magisches Licht tauchten. Diese Neuinterpretation mit einem offenen Rahmen, Leiermustern und blütenförmigen Elementen besticht mit unkonventionellem, zeitgenössischem Charme.


Ricordando l'opulenza gloriosa dei lampadari barocchi con la sua struttura aperta, motivi a forma di lira e parte superiore a bouquet, Renaissance è un omaggio alla corte del diciassettesimo secolo di Re Luigi XIV. La nostra interpretazione è audacemente contemporanea.

Благодаря открытому каркасу, узорам в виде лир и верхушкам букетов люстра Renaissance напоминает изумительные роскошные барочные люстры. Эта модель - наше посвящение двору короля Людовика XIV в 17 веке. Мы предлагаем смелую современную вариацию на тему этого стиля.

CRYSTAL



HERITAGE (H)



CRYSTALS FROM SWAROVSKI (S)



CRYSTALS FROM SWAROVSKI GOLDEN TEAK (TK)

FINISH



HEIRLOOM GOLD (-22)



ETRUSCAN GOLD (-23)



FRENCH GOLD (-26)



ANTIQUE SILVER (-48)



BLACK (-51)
*WITH GOLD ACCENTS



HEIRLOOM BRONZE (-76)



Renaissance - 3792

Chandelier

◈ (H) ○ (-76)



40 in / 102 cm ↔

28 in / 71 cm ↓

84 in / 213 cm ↓

82 lbs / 36.9 kg Ⓢ

18-B10 60max 1-T7 15max INCL. ⚡
110

18-B35 40max ⚡
220

110V, 220V, CCC AVL

◈ (H), (S), (TK)
○ (-22), (-23), (-26), (-48), (-51), (-76)

Renaissance - 3775

Chandelier

🔍 (H) ○ (-23)



↔ 60 in / 152 cm

↑ 72 in / 183 cm

↓ 126 in / 320 cm

⊙ 265 lbs / 119.3 kg

💡 40-B10 60max 1-T7 15max INCL.
110

💡 40-B35 40max
220

AVL 110V, 220V, CCC

🔍 (H), (S), (TK)
○ (-22), (-23), (-26), (-48), (-51), (-76)

210 | Renaissance

Renaissance - 3774

Chandelier

◈ (H) ○ (-22)



↔ 45 in / 114 cm

↑ 52 in / 132 cm

↓ 84 in / 213 cm

⊙ 137 lbs / 61.7 kg

💡
110 24-B10 60max

💡
110 1-T7 15max INCL.

💡
220 24-B35 40max

AVL 110V, 220V, CCC

Renaissance - 3790

Chandelier

◈ (H) ○ (-51)



↔ 33 in / 84 cm

↑ 26 in / 66 cm

↓ 40 in / 102 cm

⊙ 50 lbs / 22.5 kg

💡
110 12-B10 60max

💡
110 1-T7 15max INCL.

💡
220 12-B35 40max

AVL 110V, 220V, CCC

◈ (H), (S), (TK)
○ (-22), (-23), (-26), (-48), (-51), (-76)

Renaissance - 3773

Chandelier

🔍 (H) ○ (-51)



↔ 38 in / 97 cm

↑ 44 in / 112 cm

↓ 84 in / 213 cm

⊙ 93 lbs / 41.9 kg

💡 110 15-B10 60max 1-T7 15max INCL.

💡 220 15-B35 40max

AVL 110V, 220V, CCC

🔍 (H), (S), (TK)
○ (-22), (-23), (-26), (-48), (-51), (-76)

212 | Renaissance

Renaissance - 3772

Chandelier

◊ (H) ○ (-22)



↔ 32 in / 81 cm

↑ 37 in / 94 cm

↓ 84 in / 213 cm

⊙ 60 lbs / 27.0 kg

💡
110 12-B10 60max

💡
110 1-T7 15max INCL.

💡
220 12-B35 40max

AVL 110V, 220V, CCC

Renaissance - 3771

Chandelier

◊ (TK) ○ (-76)



↔ 26.5 in / 67 cm

↑ 32 in / 81 cm

↓ 40 in / 102 cm

⊙ 40 lbs / 18.0 kg

💡
110 8-B10 60max

💡
110 1-T7 15max INCL.

💡
220 8-B35 40max

AVL 110V, 220V, CCC


◊ (H), (S), (TK)
○ (-22), (-23), (-26), (-48), (-51), (-76)

36 in / 91 cm ↔
72 in / 183 cm ↑
126 in / 320 cm ↓
124 lbs / 55.8 kg (●)
24-B10 60max (●)
1-T7 15max INCL. (●)
24-B35 40max (●)
110V, 220V, CCC AVL



Renaissance - 3783
Chandelier
◆ (H) ○ (-48)

28 in / 71 cm ↔
57 in / 145 cm ↑
126 in / 320 cm ↓
72 lbs / 32.4 kg (●)
16-B10 60max (●)
1-T7 15max INCL. (●)
16-B35 40max (●)
110V, 220V, CCC AVL



Renaissance - 3782
Chandelier
◆ (TK) ○ (-23)

21 in / 53 cm ↔
40 in / 102 cm ↑
120 in / 305 cm ↓
38 lbs / 17.1 kg (●)
9-B10 60max (●)
1-T7 15max INCL. (●)
9-B35 40max (●)
110V, 220V, CCC AVL



Renaissance - 3780
Chandelier
◆ (H) ○ (-51)

Renaissance - 3787

Chandelier

◊ (H) ○ (-23)



↔ 26.5 in / 67 cm

↑ 35 in / 89 cm

↓ 40 in / 102 cm

⊙ 37 lbs / 16.7 kg

💡
110 8-B10 60max

💡
220 8-B35 40max

AVL 110V, 220V, CCC

Renaissance - 3786

Chandelier

◊ (H) ○ (-22)



↔ 21.5 in / 55 cm

↑ 31 in / 79 cm

↓ 40 in / 102 cm

⊙ 22 lbs / 9.9 kg

💡
110 6-B10 60max

💡
220 6-B35 40max

AVL 110V, 220V, CCC

◊ (H), (S), (TK)
○ (-22), (-23), (-26), (-48), (-51), (-76)

Renaissance - 3770

Chandelier

⚡ (H) ○ (-48)



↔ 23.5 in / 60 cm

↑ 27 in / 69 cm

↓ 40 in / 102 cm

⊖ 29 lbs / 13.1 kg

💡 110 6-B10 60max 1-T7 15max INCL.

💡 220 6-B35 40max

AVL 110V, 220V

Renaissance - 3769

Chandelier

⚡ (H) ○ (-76)



↔ 14.5 in / 37 cm

↑ 19 in / 48 cm

↓ 40 in / 102 cm

⊖ 10 lbs / 4.5 kg

💡 110 5-B10 60max

💡 220 5-B35 40max

AVL 110V, 220V, CCC

Renaissance - 3785

Close To Ceiling

⚡ (H) ○ (-51)



↔ 26 in / 66 cm

↑ 18 in / 46 cm

⊖ 30 lbs / 13.5 kg

💡 110 8-B10 40max

💡 220 8-B35 40max

AVL 110V, 220V

Renaissance - 3784

Close To Ceiling

⚡ (H) ○ (-22)



↔ 20 in / 51 cm

↑ 16 in / 41 cm

⊖ 18 lbs / 8.1 kg

💡 110 6-B10 40max

💡 220 6-B35 40max

AVL 110V, 220V

⚡ (H), (S), (TK)
○ (-22), (-23), (-26), (-48), (-51), (-76)

Renaissance - 3763

Wall Sconce

⚡ (H) ○ (-76)



↔ 17 in / 43 cm

↑↓ 28 in / 71 cm

↙ 10 in / 25 cm

⊕ 11 lbs / 5.0 kg

💡 110 5-B10 60max

💡 220 5-B35 40max

AVL 110V, 220V

Renaissance - 3762

Wall Sconce

⚡ (H) ○ (-48)



↔ 15 in / 38 cm

↑↓ 22 in / 56 cm

↙ 8 in / 20 cm

⊕ 8 lbs / 3.6 kg

💡 110 3-B10 60max

💡 220 3-B35 40max

AVL 110V, 220V

Renaissance - 3761

Wall Sconce

⚡ (H) ○ (-22)



↔ 15 in / 38 cm

↑↓ 22.5 in / 57 cm

↙ 8 in / 20 cm

⊕ 8 lbs / 3.6 kg

💡 110 2-B10 60max

💡 220 2-B35 40max

AVL 110V, 220V

Renaissance - 3758

Wall Sconce - Left

⚡ (H) ○ (-48)



↔ 14 in / 36 cm

↑↓ 22.5 in / 57 cm

↙ 4.5 in / 11 cm

⊕ 5 lbs / 2.3 kg

💡 110 2-B10 60max

💡 220 2-B35 40max

AVL 110V, 220V

Renaissance - 3756

Wall Sconce

⚡ (H) ○ (-48)



↔ 6 in / 15 cm

↑↓ 15.5 in / 39 cm

↙ 5.5 in / 14 cm

⊕ 3.5 lbs / 1.6 kg

💡 110 1-B10 60max

💡 220 1-B35 40max

AVL 110V, 220V

Renaissance - 3757

Wall Sconce - Right

⚡ (H) ○ (-48)



↔ 14 in / 36 cm

↑↓ 22.5 in / 57 cm

↙ 4.5 in / 11 cm

⊕ 5 lbs / 2.3 kg

💡 110 2-B10 60max

💡 220 2-B35 40max

AVL 110V, 220V

⚡ (H), (S), (TK)
○ (-22), (-23), (-26), (-48), (-51), (-76)



3573-47CL

RENAISSANCE ROCK CRYSTAL

The delightful play of rock crystal gemstones with clear and colored drops transform our Renaissance chandelier into a unique collectible. Its ornate framework, featuring authentic seventeenth-century styling, marries the sensual curves of precious metals with the luminosity of intricately cut glass.

La exquisita combinación de gemas preciosas en cristal de roca y gotas de cristal transparente y de color transforma nuestra lámpara de araña Renaissance en una exclusiva pieza de colección. Su estructura ornamental, que hace gala del auténtico estilismo del siglo XVII, combina las sensuales curvas de los metales preciosos con la luminosidad del cristal de talla elaborada.

Le jeu ravissant des gemmes en cristal de roche, et des gouttes incolores et colorées transforme notre lustre Renaissance en un objet de collection unique. Sa structure richement détaillée, affichant un style 17^e siècle authentique, marie les courbes sensuelles des métaux précieux avec la luminosité du verre finement taillé.

Die Kombination aus klassischem Bergkristall mit farbenfrohen und klaren Kristalltropfen sowie dem verzierten Rahmen im Stil des 17. Jahrhunderts macht aus dem Renaissance Rock Crystal Luster ein Kunstwerk für jeden Sammler. Die sanften Kurven der Edelmetalle harmonisieren perfekt mit der Lichtschönheit präzise geschliffenen Kristallglases.

Il piacevole gioco di gemme in cristallo di roccia con gocce trasparenti e colorati trasforma il nostro lampadario Renaissance in un pezzo da collezione unico. La sua struttura decorativa, nello stile autentico del diciassettesimo secolo, combina le curve sensuali dei metalli preziosi con la luminosità del vetro lavorato con intagli intricati.

Декоративные элементы из горного хрусталя, переключаясь с прозрачными и цветными каплями, превращают люстру Renaissance в уникальное коллекционное изделие. Узорный каркас в аутентичном стиле 17 века – сочетание чувственных изгибов из драгоценных металлов с сиянием стекла замысловатой огранки.

CRYSTAL



ROCK CRYSTAL;
HERITAGE CLEAR (CL)



ROCK CRYSTAL;
HERITAGE CLEAR,
OLIVINE & SMOKE (OS)



ROCK CRYSTAL; HERITAGE
CLEAR, AMETHYST & BLACK
DIAMOND (AD)

Candle slips may vary from 110V to 220V

FINISH



HEIRLOOM GOLD
(-22)



ETRUSCAN GOLD
(-23)



FRENCH GOLD
(-26)



ANTIQUÉ PEWTER
(-47)



ANTIQUÉ SILVER
(-48)



HEIRLOOM BRONZE
(-76)

Renaissance Rock Crystal - 3592

Chandelier

🔍 (CL) ○ (-47)



↔ 40 in / 102 cm

↑ 29 in / 74 cm

↓ 84 in / 213 cm

⊙ 82 lbs / 36.9 kg

💡 110 18-B10 60max 1-T7 15max INCL.

💡 220 18-B35 40max

AVL 110V, 220V

🔍 (CL), (AD), (OS)
○ (-22), (-23), (-26), (-47), (-48), (-76)

220 | Renaissance Rock Crystal

Renaissance Rock Crystal - 3587

Chandelier

◆ (OS) ○ (-23)




26.5 in / 67 cm ↔

35 in / 89 cm ↓

40 in / 102 cm ↓

37 lbs / 16.7 kg ⊙

8-B10 60max  110

8-B35 40max  220

110V, 220V, CCC AVL

◆ (CL), (AD), (OS)
○ (-22), (-23), (-26), (-47), (-48), (-76)

Renaissance Rock Crystal- 3586

Chandelier

🔍 (CL) ○ (-23)



↔ 21.5 in / 55 cm

↑ 29 in / 74 cm

↓ 40 in / 102 cm

⊙ 22 lbs / 9.9 kg

💡 110 6-B10 60max

💡 220 6-B35 40max

AVL 110V, 220V, CCC

🔍 (CL), (AD), (OS)
○ (-22), (-23), (-26), (-47), (-48), (-76)

222 | Renaissance Rock Crystal

Renaissance Rock Crystal - 3582

Chandelier

🔍 (CL) ○ (-23)



↔ 28 in / 71 cm

↑ 57 in / 145 cm

↓ 126 in / 320 cm

⊙ 72 lbs / 32.4 kg

💡₁₁₀ 16-B10 60max

💡₁₁₀ 1-T7 15max INCL.

💡₂₂₀ 16-B35 40max

AVL 110V, 220V, CCC

Renaissance Rock Crystal - 3580

Chandelier

🔍 (AD) ○ (-48)



↔ 21 in / 53 cm

↑ 40 in / 102 cm

↓ 120 in / 305 cm

⊙ 33 lbs / 14.9 kg

💡₁₁₀ 9-B10 60max

💡₁₁₀ 1-T7 15max INCL.

💡₂₂₀ 9-B35 40max

AVL 110V, 220V, CCC

🔍 (CL), (AD), (OS)
○ (-22), (-23), (-26), (-47), (-48), (-76)

Renaissance Rock Crystal- 3573

Chandelier

🔍 (CL) ○ (-47)



↔ 38 in / 97 cm

↑ 44 in / 112 cm

↓ 84 in / 213 cm

⊙ 80 lbs / 36.0 kg

💡 110 15-B10 60max 1-T7 15max INCL.

💡 220 15-B35 40max

AVL 110V, 220V, CCC

🔍 (CL), (AD), (OS)
○ (-22), (-23), (-26), (-47), (-48), (-76)

224 | Renaissance Rock Crystal

Renaissance Rock Crystal - 3572

Chandelier

🔍 (CL) ○ (-76)



↔ 32 in / 81 cm

↑ 40 in / 102 cm

↓ 84 in / 213 cm

⊙ 58 lbs / 26.1 kg

💡
110 12-B10 60max

💡
110 1-T7 15max INCL.

💡
220 12-B35 40max

AVL 110V, 220V, CCC

Renaissance Rock Crystal - 3571

Chandelier

🔍 (OS) ○ (-76)



↔ 26.5 in / 67 cm

↑ 32 in / 81 cm

↓ 40 in / 102 cm

⊙ 40 lbs / 18.0 kg

💡
110 8-B10 60max

💡
110 1-T7 15max INCL.

💡
220 8-B35 40max

AVL 110V, 220V, CCC

🔍 (CL), (AD), (OS)
○ (-22), (-23), (-26), (-47), (-48), (-76)

23.5 in / 60 cm ↔

27 in / 69 cm ↑

40 in / 102 cm ↓


29 lbs / 13.1 kg Ⓢ

6-B10 60max Ⓢ
110

1-T7 15max INCL. Ⓢ
110

6-B35 40max Ⓢ
220

110V, 220V, CCC AVL



Renaissance Rock Crystal - 3570

Chandelier
Ⓢ (AD) ○ (-76)

14.5 in / 37 cm ↔

19 in / 48 cm ↑


40 in / 102 cm ↓

11 lbs / 5.0 kg Ⓢ

5-B10 60max Ⓢ
110

5-B35 40max Ⓢ
220

110V, 220V, CCC AVL



Renaissance Rock Crystal - 3569

Chandelier
Ⓢ (CL) ○ (-48)

Renaissance Rock Crystal - 3585

Close To Ceiling

◆ (OS) ○ (-26)



↔ 26 in / 66 cm

↑↓ 18 in / 46 cm

⊙ 30 lbs / 13.5 kg

💡 110 8-B10 40max

💡 220 8-B35 40max

AVL 110V, 220V

Renaissance Rock Crystal - 3584

Close To Ceiling

◆ (AD) ○ (-22)



↔ 20 in / 51 cm

↑↓ 16 in / 41 cm

⊙ 16 lbs / 7.2 kg

💡 110 6-B10 40max

💡 220 6-B35 40max

AVL 110V, 220V

Renaissance Rock Crystal - 3561

Wall Sconce

◆ (AD) ○ (-22)



↔ 15 in / 38 cm

↑↓ 22.5 in / 57 cm

↵ 8 in / 20 cm

⊙ 8 lbs / 3.6 kg

💡 110 2-B10 60max

💡 220 2-B35 40max

AVL 110V, 220V

◆ (CL), (AD), (OS)
○ (-22), (-23), (-26), (-47), (-48), (-76)



3557-22AM

RENAISSANCE ROCK WALL SCONCE

Complete your Renaissance Rock Crystal collection with these fine wall sconces, featuring an ornate framework with authentic seventeenth-century styling. These subtle notes will enhance the smaller rooms within your home, and keep the historical theme consistent throughout.

Complete su colección Renaissance Rock Crystal con estos refinados candelabros de pared, cuya estructura ornamental refleja el auténtico estilismo del siglo XVII. Estos detalles sutiles son perfectos para realzar las estancias más pequeñas, manteniendo una temática histórica de forma coherente en toda la casa.

Complétez votre collection Renaissance Rock Crystal avec ces fines appliques murales affichant une structure richement détaillée et un authentique style 17^e siècle. Ces notes subtiles rehausseront les pièces plus petites de votre maison, tout en conservant la cohérence du thème historique.

Runden Sie Ihre Renaissance Rock Crystal Kollektion mit diesen edlen Wandleuchten ab. Der verzierte Rahmen im Stil des 17. Jahrhunderts sorgt für eine subtile Note, die auch kleineren Räumen ein historisches Ambiente verleiht.

La collezione Renaissance Rock Crystal può essere completata con queste raffinate lampade a parete, caratterizzate da una struttura decorativa nello stile autentico del diciassettesimo secolo. Queste note discrete mettono in risalto le piccole stanze della casa e restano coerenti con il tema storico.

Эти изящные бра с узорным каркасом в аутентичном стиле 17 века прекрасно дополнят вашу личную коллекцию Renaissance Rock Crystal. Они замечательно подойдут в качестве сдержанных акцентов для небольших помещений и помогут создать целостный исторический интерьер.


CRYSTAL



ROCK CRYSTAL;
HERITAGE CLEAR (CL)



ROCK CRYSTAL;
HERITAGE CLEAR, SMOKE
(SM)



ROCK CRYSTAL;
HERITAGE CLEAR,
OLIVINE (OL)



ROCK CRYSTAL;
HERITAGE CLEAR,
BLACK DIAMOND (BD)



ROCK CRYSTAL;
HERITAGE CLEAR, AME-
THYST (AM)

Candle slips may vary from 110V to 220V

FINISH



HEIRLOOM GOLD
(-22)



ETRUSCAN GOLD
(-23)



FRENCH GOLD
(-26)



ANTIQUÉ PEWTER
(-47)



ANTIQUÉ SILVER
(-48)



HEIRLOOM BRONZE
(-76)

Renaissance Rock WB - 3558

Wall Sconce

🔍 (CL) ○ (-47)



↔ 14 in / 36 cm

↑ 22.5 in / 57 cm

↘ 4.5 in / 11 cm

⊙ 5 lbs / 2.3 kg

💡 110 2-B10 60max

💡 220 2-B35 40max

AVL 110V, 220V

🔍 (CL), (AM), (BD), (OL), (SM)
○ (-22), (-23), (-26), (-47), (-48), (-76)

230 | Renaissance Rock Wall Sconce

Renaissance Rock WB - 3557

Wall Sconce

◆ (AM) ○ (-22)



- ↔ 14 in / 36 cm
- ↑↓ 22.5 in / 57 cm
- ↘ 4.5 in / 11 cm
- ⊙ 5 lbs / 2.3 kg
- 💡
110 2-B10 60max
- 💡
220 2-B35 40max
- AVL 110V, 220V

Renaissance Rock WB - 3556

Wall Sconce

◆ (CL) ○ (-22)



- ↔ 6 in / 15 cm
- ↑↓ 15.5 in / 39 cm
- ↘ 5.5 in / 14 cm
- ⊙ 3.5 lbs / 1.6 kg
- 💡
110 1-B10 60max
- 💡
220 1-B35 40max
- AVL 110V, 220V

◆ (CL), (AM), (BD), (OL), (SM)
○ (-22), (-23), (-26), (-47), (-48), (-76)



7864-22A

RIVENDELL

A bouquet of finely crafted metal encrusted with tiny crystal jewels, blooming into a melody of delicate leaves and flowers. Rivendell is a collectible and a signature design of the Schonbek house. This timeless, feminine design is a lovely addition to a boudoir, foyer, or even to contrast with a modern, minimalist space.

Metal exquisitamente trabajado, con minúsculas incrustaciones de cristal que dan lugar a un ramillete de delicadas hojas y flores. Rivendell es una pieza de colección y uno de los diseños emblemáticos de la firma Schonbek. Este diseño femenino y atemporal es perfecto para decorar un boudoir o un vestíbulo, o incluso para crear contraste en un espacio moderno y minimalista.

Un bouquet de métal finement ouvragé, incrusté de minuscules pierres en cristal, s'épanouit en une mélodie de feuilles et de fleurs délicates. Rivendell est une pièce de collection et un design signature de la maison Schonbek. Ce design intemporel et féminin complètera joliment un boudoir, un vestibule, et pourra même contraster avec un espace moderne et minimaliste.

Die Natur dient als Inspirationsquelle für dieses Bouquet aus präzise handbearbeitetem Metall und Akzenten in funkelnden Minikristallen. Rivendell erblüht zu einem zierlichen Gebinde aus Blumen und Blättern, dem kein Sammler widerstehen kann. Das zeitlos schöne, feminine Signaturdesign aus dem Hause Schonbek vervollständigt jedes Boudoir oder Foyer und sorgt auch an modernen, puristisch anmutenden Standorten für einen interessanten Stilmix.

Un bouquet di metallo lavorato in modo raffinato e incastonato di sottili gioielli di cristallo che sbocciano in una melodia di foglie delicate e fiori. Rivendell è un pezzo da collezione con un design caratteristico della casa Schonbek. Il design femminile senza tempo è un gradevole complemento a un boudoir, foyer oppure un contrasto con un moderno spazio minimalista.

Изящный металлический букет, инкрустированный миниатюрными кристаллами, складывается в мелодию нежных листьев и цветов. Люстра Rivendell – коллекционное изделие фирменного дизайна Schonbek. Это классическое женственное произведение очаровательно смотрится в будуарах и фойе, а в современном минималистичном интерьере становится интересной контрастной нотой.

CRYSTAL



SPECTRA CRYSTAL
(A)



CRYSTALS FROM
SWAROVSKI (S)

FINISH



HEIRLOOM GOLD
(-22)



ETRUSCAN GOLD
(-23)



FRENCH GOLD
(-26)



ANTIQUÉ SILVER
(-48)



HEIRLOOM BRONZE
(-76)



Rivendell - 7868

Chandelier

◆ (S) ○ (-22)



42 in / 107 cm ↔

48 in / 122 cm ↓

126 in / 320 cm ↓

65 lbs / 29.3 kg Ⓢ

36-G16-1/2 60max INCL.  110

36-P45 40max INCL.  220

110V, 220V, CCC AVL

◆ (A), (S)
○ (-22), (-23), (-26), (-48), (-76)

32 in / 81 cm ↔

27 in / 69 cm ↑

80 in / 203 cm ↓

23 lbs / 10.4 kg

16-G16-1/2 60max INCL. 



16-P45 40max INCL. 

110V, 220V, CCC AVL



Rivendell - 7864

Chandelier


 (S)  (-23)

26 in / 66 cm ↔

23 in / 58 cm ↑

40 in / 102 cm ↓

14.5 lbs / 6.5 kg

8-G16-1/2 60max INCL. 

8-P45 40max INCL. 

110V, 220V, CCC AVL






110 Canopy
*contact customer
service for 220
canopy information




Rivendell - 7863

Chandelier

 (A)  (-76)

 (A), (S)

 (-22), (-23), (-26), (-48), (-76)

236 | Rivendell



Rivendell - 7866

Chandelier

◈ (S) ○ (-48)

- ↔ 26 in / 66 cm
- ↑↓ 23 in / 58 cm
- ↓ 40 in / 102 cm
- ⊙ 13 lbs / 5.9 kg
- 💡 8-B10 60max
- 💡 8-B35 40max
- AVL 110V, 220V, CCC



Rivendell - 7865

Chandelier

◈ (S) ○ (-22)

- ↔ 21 in / 53 cm
- ↑↓ 19 in / 48 cm
- ↓ 40 in / 102 cm
- ⊙ 9 lbs / 4.1 kg
- 💡 5-B10 60max
- 💡 5-B35 40max
- AVL 110V, 220V, CCC



Rivendell - 7862

Chandelier

◈ (A), (S) ○ (-48)

- ↔ 21 in / 53 cm
- ↑↓ 19 in / 48 cm
- ↓ 40 in / 102 cm
- ⊙ 9 lbs / 4.1 kg
- 💡 5-G16-1/2 60max INCL.
- 💡 5-P45 40max INCL.
- AVL 110V, 220V, CCC

◈ (A), (S)
○ (-22), (-23), (-26), (-48), (-76)

Rivendell - 6716

Pendant

◊ (S) ○ (-22)



↔ 22 in / 56 cm

↑ 29 in / 74 cm

↓ 40 in / 102 cm

⊕ 13 lbs / 5.9 kg

💡 110 9-B10 60max

💡 220 9-B35 40max

AVL 110V, 220V, CCC

Rivendell - 6714

Pendant

◊ (A) ○ (-23)



↔ 18 in / 46 cm

↑ 22.5 in / 57 cm

↓ 40 in / 102 cm

⊕ 8 lbs / 3.6 kg

💡 110 6-B10 60max

💡 220 6-B35 40max

AVL 110V, 220V, CCC

Rivendell - 6712

Pendant

◊ (S) ○ (-23)



↔ 15 in / 38 cm

↑ 19.5 in / 50 cm

↓ 40 in / 102 cm

⊕ 5 lbs / 2.3 kg

💡 110 4-B10 60max

💡 220 4-B35 40max

AVL 110V, 220V, CCC

Rivendell - 6710

Pendant

◊ (S) ○ (-48)



↔ 12 in / 30 cm

↑ 14.5 in / 37 cm

↓ 40 in / 102 cm

⊕ 3 lbs / 1.4 kg

💡 110 3-B10 60max

💡 220 3-B35 40max

AVL 110V, 220V, CCC

◊ (A), (S)
○ (-22), (-23), (-26), (-48), (-76)

Rivendell - 7884

Chandelier

⚡ (A) ○ (-26)



↔ 30 in / 76 cm

↑ 38 in / 97 cm

↓ 80 in / 203 cm

⚖ 24 lbs / 10.8 kg

💡 110 6-G12 60max INCL.

💡 220 9-G16-1/2 60max

💡 220 15-P45 40max INCL.

AVL 110V, 220V, CCC

Rivendell - 7883

Chandelier

⚡ (S) ○ (-23)



↔ 24 in / 61 cm

↑ 29 in / 74 cm

↓ 80 in / 203 cm

⚖ 18 lbs / 8.1 kg

💡 110 12-G16-1/2 60max INCL.

💡 220 12-P45 40max INCL.

AVL 110V, 220V, CCC

Rivendell - 7882

Chandelier

⚡ (A) ○ (-26)



↔ 20 in / 51 cm

↑ 22.5 in / 57 cm

↓ 40 in / 102 cm

⚖ 12 lbs / 5.4 kg

💡 110 3-C7 7.5max INCL.

💡 220 5-G16-1/2 60max

💡 220 8-P45 40max INCL.

AVL 110V, 220V, CCC

Rivendell - 7860

Close To Ceiling

⚡ (A) ○ (-76)



↔ 24 in / 61 cm

↑ 12 in / 30 cm

⚖ 10 lbs / 4.5 kg

💡 110 12-G16-1/2 25max

💡 220 12-P45 40max

AVL 110V, 220V

Rivendell - 7859

Close To Ceiling

⚡ (S) ○ (-48)



↔ 17 in / 43 cm

↑ 11 in / 28 cm

⚖ 7.5 lbs / 3.4 kg

💡 110 9-G16-1/2 40max

💡 220 9-B35 40max

AVL 110V, 220V

Rivendell - 7858

Close To Ceiling

⚡ (S) ○ (-22)



↔ 14 in / 36 cm

↑ 7 in / 18 cm

⚖ 5 lbs / 2.3 kg

💡 110 5-G16-1/2 25max INCL.

💡 220 6-P45 40max INCL.

AVL 110V, 220V

⚡ (A), (S)
○ (-22), (-23), (-26), (-48), (-76)

Rivendell - 7857

Wall Sconce

⚡ (A) ○ (-23)



↔ 19.5 in / 50 cm

↑ 20 in / 51 cm

↙ 11 in / 28 cm

Ⓢ 6 lbs / 2.7 kg

💡 110 5-G16-1/2 40max INCL.

💡 220 5-P45 40max INCL.

AVL 110V, 220V

Rivendell - 7856

Wall Sconce

⚡ (A) ○ (-23)



↔ 13 in / 33 cm

↑ 12.5 in / 32 cm

↙ 6.5 in / 17 cm

Ⓢ 3 lbs / 1.4 kg

💡 110 2-B10 60max

💡 220 2-B35 40max

AVL 110V, 220V

Rivendell - 7855

Wall Sconce

⚡ (S) ○ (-48)



↔ 12 in / 30 cm

↑ 10 in / 25 cm

↙ 5.5 in / 14 cm

Ⓢ 3 lbs / 1.4 kg

💡 110 2-G16-1/2 40max INCL.

💡 220 2-P45 40max INCL.

AVL 110V, 220V

Rivendell - 7854

Wall Sconce

⚡ (A) ○ (-48)



↔ 12 in / 30 cm

↑ 12 in / 30 cm

↙ 6 in / 15 cm

Ⓢ 3 lbs / 1.4 kg

💡 110 3-G16-1/2 40max INCL.

💡 220 3-P45 40max INCL.

AVL 110V, 220V

Rivendell - 7850

Wall Sconce

⚡ (S) ○ (-23)



↔ 5.5 in / 14 cm

↑ 11 in / 28 cm

↙ 8 in / 20 cm

Ⓢ 2 lbs / 0.9 kg

💡 110 1-B10 60max

💡 220 1-B35 40max

AVL 110V, 220V

Rivendell - 7849

Wall Sconce

⚡ (A) ○ (-26)



↔ 5.5 in / 14 cm

↑ 11 in / 28 cm

↙ 8 in / 20 cm

Ⓢ 2 lbs / 0.9 kg

💡 110 1-G16-1/2 60max

💡 220 1-P45 40max INCL.

AVL 110V, 220V

⚡ (A), (S)

○ (-22), (-23), (-26), (-48), (-76)

240 | Rivendell

Rivendell - 7848

Wall Sconce

◈ (A) ○ (-48)



↔ 39.5 in / 100 cm

↑↓ 6.5 in / 17 cm

↘ 5.5 in / 14 cm

⦿ 15 lbs / 6.8 kg

💡 12-B10 40max INCL.

💡 12-P45 40max INCL.

AVL 110V, 220V

Rivendell - 7847

Wall Sconce

◈ (S) ○ (-22)



↔ 28.5 in / 72 cm

↑↓ 6.5 in / 17 cm

↘ 5.5 in / 14 cm

⦿ 10 lbs / 4.5 kg

💡 8-B10 40max INCL.

💡 8-P45 40max INCL.

AVL 110V, 220V

Rivendell - 7846

Wall Sconce

◈ (S) ○ (-23)



↔ 17.5 in / 44 cm

↑↓ 6.5 in / 17 cm

↘ 5.5 in / 14 cm

⦿ 6 lbs / 2.7 kg

💡 4-B10 40max INCL.

💡 4-P45 40max INCL.

AVL 110V, 220V

◈ (A), (S)
○ (-22), (-23), (-26), (-48), (-76)



1270-23SJ

RONDELLE

Like luscious grapes falling from a festoon of leaves, Rondelle's rich sensuality inspires the lavish indulgence of the bacchanals of Antiquity. From its soft curvaceous metal branches and finely incised leaves falls a rounded bloom of colorful, thick crystal drops and garlands.

Como deliciosas uvas que caen desde un festón de hojas, la exuberante sensualidad de Rondelle refleja los indulgentes excesos de las bacanales de la Antigüedad. Sus ramas de metal suavemente contorneadas y sus hojas finamente talladas desembocan en una composición redonda de gruesas y coloridas gotas de cristal y guirnaldas.

Tels des raisins succulents s'échappant d'une guirlande de feuilles, Rondelle affiche une riche sensualité qui inspire les plaisirs extravagants des bacchanales de l'Antiquité. De ses branches en métal douces et opulentes, et de ses feuilles finement découpées s'échappe une floraison arrondie de gouttes et de guirlandes en cristal épais et coloré.

Die sinnliche Pracht von Rondelle lässt unverzüglich an die schwelgenden Gelage der Antike denken, bei denen süße Trauben auf einem Blätterkranz kredenzt wurden. Unter den sanft gerundeten Metallarmen und fein ziselierten Blättern ergießt sich ein wahres Füllhorn farbiger Kristalltropfen und -girlanden.

Come l'uva appetitosa che cade da un festone di foglie, la ricca sensualità di Rondelle ispira la generosa indulgenza dei bacchanali dell'Antichità. Dai suoi ricchi e morbidi rami in metallo e foglie incise con precisione cade un fiore arrotondato di gocce e ghirlande di cristallo colorate e spesse.

Люстра Rondelle роскошного чувственного дизайна с декором в виде тяжёлых гроздьев винограда на гирляндах из листьев вызывает в памяти безудержные наслаждения античных вакханалий. С мягко изогнутых металлических ветвей и изящных резных листьев ниспадают округлыми цветками красочные толстые кристалльные капли и гирлянды.

CRYSTAL



VINTAGE CRYSTAL
(CL)



VINTAGE CRYSTAL TOPAZ
(TO)



VINTAGE CRYSTAL
SOFT JEWEL (SJ)



VINTAGE CRYSTAL
SMOKE (SM)



VINTAGE CRYSTAL
BLACK DIAMOND (BD)



VINTAGE CRYSTAL
AMETHYST (AM)

AVL 110V only

FINISH



HEIRLOOM GOLD
(-22)



ETRUSCAN GOLD
(-23)



FRENCH GOLD
(-26)



ANTIQUÉ SILVER
(-48)



HEIRLOOM BRONZE
(-76)

Rondelle - 1275

Chandelier

🔍 (TO) ○ (-26)



↔ 34 in / 86 cm

↑ 58 in / 147 cm

↓ 126 in / 320 cm

⊙ 50 lbs / 22.5 kg

💡 25-A19 60max INCL.

AVL 110V

🔍 (CL), (AM), (BD), (SJ), (SM), (TO)
○ (-22), (-23), (-26), (-48), (-76)

244 | Rondelle

Rondelle- 1270

Chandelier

◆ (SJ) ○ (-23)



28 in / 71 cm ↔

42.5 in / 108 cm ↓

80 in / 203 cm ↓

27 lbs / 12.2 kg ●

13-A19 60max INCL. ⚡

110V AVL

◆ (CL), (AM), (BD), (SJ), (SM), (TO)
○ (-22), (-23), (-26), (-48), (-76)

24 in / 61 cm ↔

28 in / 71 cm ↑↓

40 in / 102 cm ↓

15 lbs / 6.8 kg Ⓢ

7-A19 60max INCL. Ⓛ
110

110V AVL



110 Canopy



Rondelle - 1267

Chandelier

Ⓢ (BD) ○ (-23)

21 in / 53 cm ↔

24 in / 61 cm ↑↓

40 in / 102 cm ↓

12 lbs / 5.4 kg Ⓢ

6-A19 60max INCL. Ⓛ
110

110V AVL



Rondelle - 1266

Chandelier

Ⓢ (SM) ○ (-76)

18 in / 46 cm ↔

22 in / 56 cm ↑↓

40 in / 102 cm ↓

8 lbs / 3.6 kg Ⓢ

4-A19 60max INCL. Ⓛ
110

110V AVL



Rondelle - 1264

Chandelier

Ⓢ (SM) ○ (-48)

Rondelle - 1257

Pendant

◆ (TO) ○ (-22)



↔ 15 in / 38 cm

↑ 26.5 in / 67 cm

↓ 120 in / 305 cm

⊕ 8 lbs / 3.6 kg

💡 3-A19 100max INCL.

AVL 110V

Rondelle - 1253

Pendant

◆ (SJ) ○ (-22)



↔ 5.5 in / 14 cm

↑ 8.5 in / 22 cm

↓ 40 in / 102 cm

⊕ 2 lbs / 0.9 kg

💡 1-A19 100max INCL.

AVL 110V

Rondelle - 1250

Close To Ceiling

◆ (CL) ○ (-76)



↔ 5.5 in / 14 cm

↑ 7.5 in / 19 cm

⊕ 2 lbs / 0.9 kg

💡 1-A19 60max INCL.

AVL 110V

Rondelle - 1252

Wall Sconce

◆ (AM) ○ (-48)



↔ 5.5 in / 14 cm

↑ 9.5 in / 24 cm

↘ 7.5 in / 19 cm

⊕ 2 lbs / 0.9 kg

💡 1-A19 100max INCL.

AVL 110V

Rondelle - 1256

Wall Sconce

◆ (CL) ○ (-76)



↔ 27 in / 69 cm

↑ 9.5 in / 24 cm

↘ 8 in / 20 cm

⊕ 7 lbs / 3.2 kg

💡 3-A19 100max INCL.

AVL 110V

Rondelle - 1255

Wall Sconce

◆ (AM) ○ (-26)



↔ 21 in / 53 cm

↑ 9.5 in / 24 cm

↘ 8 in / 20 cm

⊕ 5 lbs / 2.3 kg

💡 2-A19 100max INCL.

AVL 110V

◆ (CL), (AM), (BD), (SJ), (SM), (TO)
○ (-22), (-23), (-26), (-48), (-76)



CM8334-401A

SARELLA

A waterfall of metal discs and crystal beading glimmers around fine glass arms. Sarella's classic marriage of hand-finished metal and multifaceted crystal drops sheds a beautiful, soft light on your interior. An instant heirloom, it has been interpreted in different styles, from the traditional frame enhanced by round branches, to the simple bejeweled columns perfect for intimate areas.

Una cascada de discos de metal y ensartados de cristal brilla alrededor de los brazos de fino cristal. En Sarella, la combinación clásica de metal acabado a mano con gotas de cristal multifacetado irradiará una luz suave y hermosa en sus estancias interiores. Esta auténtica reliquia se ha interpretado en diferentes estilos que van desde la tradicional estructura adornada con ramas redondas hasta las sencillas columnas decoradas, perfectas para los rincones más íntimos.

Une cascade de disques en métal et de perles en cristal scintille autour de bras fins en verre. Sarella affiche une union classique entre le métal fini à la main et les gouttes en cristal multifacetté, et verse une superbe lumière douce sur votre intérieur. Affichant un caractère patrimonial instantané, il est interprété dans différents styles, du cadre traditionnel rehaussé de branches rondes aux simples colonnes ornées de cristal pour les espaces intimes.

Glasarme umschließen eine Fülle kaskadenartig herabfallender Metallblätter und schimmernder Kristallelemente. Die handgefertigten Metallteile und facettenreichen Kristalltropfen von Sarella reflektieren die Strahlen in einem herrlich zarten Tanz des Lichts. Vom traditionellen Rahmen mit Rundarmen bis zur schlichten, kristallübersäten Säule für Privaträume, Sarella ist in vielen verschiedenen Ausführungen als individuelles Statement erhältlich, das von Generation zu Generation weitergereicht wird.

Una cascata di dischi di metallo e perle di cristallo illumina i raffinati bracci di vetro. La combinazione classica di metallo rifinito a mano e gocce di cristallo multifaccettato di Sarella emana una magnifica luce tenue. Una chiara tradizione: interpretato in vari modi, dalla struttura tradizionale accentuata da rami arrotondati alle semplici colonne incastonate di gioielli perfette per le aree riservate.

Водопад из металлических дисков и кристалльных бус мерцает среди тонких стеклянных вожжов. Люстра Sarella, классическое сочетание ручного покрытия каркаса и огранённых кристалльных капель, озарит интерьер восхитительным мягким светом. Она будет передаваться в семье из поколения в поколение. Мы предлагаем разные варианты, от традиционного каркаса с круглыми ветвями до простых колонн, усыпанных кристаллами, идеально подходящих для уютных уголков.

CRYSTAL



HERITAGE
(H)



SPECTRA CRYSTAL
(A)



CRYSTALS FROM
SWAROVSKI (S)

FINISH



WHITE
(-06)



HEIRLOOM GOLD
(-22)



ANTIQUÉ SILVER
(-48)



POLISHED STAINLESS
STEEL (-401)



Sarella - RS8415

Chandelier

◊ (A) ○ (-401)



40.5 in / 103 cm ↔

50.5 in / 128 cm ↓

80 in / 203 cm ↓

44 lbs / 19.8 kg ⊙

17-B10 60max  110

17-B35 40max  220

110V, 220V AVL

◊ (H), (A), (S)
○ (-06), (-22), (-48), (-401)

41 in / 104 cm ↔

35 in / 89 cm ↑

80 in / 203 cm ↓

41 lbs / 18.5 kg Ⓢ

15-B10 60max Ⓢ
110

15-B35 40max Ⓢ
220

110V, 220V AVL



220 Canopy
*contact customer
service for 110
canopy information



Sarella - RS8315

Chandelier

Ⓢ (A) ○ (-401)

40.5 in / 103 cm ↔

30 in / 76 cm ↑

24.5 in / 62 cm ↘

24 in / 61 cm ↓

28 lbs / 12.6 kg Ⓢ

10-B10 60max Ⓢ
110

10-B35 40max Ⓢ
220

110V, 220V AVL



220 Canopy



110 Canopy



Sarella - RS8310

Chandelier

Ⓢ (S) ○ (-401)

Ⓢ (H), (A), (S)
○ (-06), (-22), (-48), (-401)

252 | Sarella



Sarella - RS8308

Chandelier

◊ (S) ○ (-22)

- ↔ 30 in / 76 cm
- ↑ 31 in / 79 cm
- ↓ 40 in / 102 cm
- ⊙ 25 lbs / 11.3 kg
- 💡₁₁₀ 8-B10 60max
- 💡₂₂₀ 8-B35 40max
- AVL 110V, 220V



Sarella - RS8306

Chandelier

◊ (H) ○ (-48)

- ↔ 24.5 in / 62 cm
- ↑ 23.5 in / 60 cm
- ↓ 40 in / 102 cm
- ⊙ 16 lbs / 7.2 kg
- 💡₁₁₀ 6-B10 60max
- 💡₂₂₀ 6-B35 40max
- AVL 110V, 220V



220 Canopy
*contact customer service for 110 canopy information

◊ (H), (A), (S)
○ (-06), (-22), (-48), (-401)



Sarella - RS8344

Pendant

◊ (S) ○ (-22)



↔ 36.5 in / 93 cm

↑↓ 8 in / 20 cm

↘ 12 in / 30 cm

↓ 144 in / 366 cm

⊙ 27 lbs / 12.2 kg

💡
110 13-G16-1/2 40max

💡
220 13-P45 40max

AVL 110V, 220V

Sarella - RS8343

Pendant

◊ (A) ○ (-22)



↔ 24 in / 61 cm

↑↓ 5.5 in / 14 cm

↓ 144 in / 366 cm

⊙ 24 lbs / 10.8 kg

💡
110 12-G16-1/2 40max

💡
220 12-P45 40max

AVL 110V, 220V

◊ (H), (A), (S)
○ (-06), (-22), (-48), (-401)


36.5 in / 93 cm ↔

5.5 in / 14 cm ↑↓

5 in / 13 cm ↘↙


144 in / 366 cm ↓

18 lbs / 8.1 kg ⚙️

8-G16-1/2 40max  110

8-P45 40max  220

110V, 220V AVL



Sarella - RS8342

Pendant

⚡ (H) ○ (-401)

5 in / 13 cm ↔

15 in / 38 cm ↑↓

144 in / 366 cm ↓

4 lbs / 1.8 kg ⚙️

3-B10 40max  110

3-B35 40max  220

110V, 220V AVL



Sarella - RS8341

Pendant

⚡ (S) ○ (-48)


36 in / 91 cm ↔

10 in / 25 cm ↑↓

12 in / 30 cm ↘↙

144 in / 366 cm ↓

29 lbs / 13.1 kg ⚙️

12-G16-1/2 40max  110

12-P45 40max  220

110V, 220V AVL



Sarella - RS8340

Pendant

⚡ (A) ○ (-401)



110 Canopy
*contact customer service for 220 canopy information

⚡ (H), (A), (S)
○ (-06), (-22), (-48), (-401)

256 | Sarella

Sarella- RS8332

Wall Sconce

◊ (S) ○ (-22)



↔ 16 in / 41 cm

↑↓ 23 in / 58 cm

↙↘ 10 in / 25 cm

⊕ 7 lbs / 3.2 kg

💡 110 2-B10 60max


💡 220 2-B35 40max

AVL 110V, 220V

Sarella- RS8331

Wall Sconce

◊ (S) ○ (-401)



↔ 7 in / 18 cm

↑↓ 22 in / 56 cm

↙↘ 4 in / 10 cm

⊕ 6 lbs / 2.7 kg

💡 110 4-B10 60max

💡 220 4-B35 40max

AVL 110V, 220V

Sarella- RS8333

Wall Sconce

◊ (A) ○ (-401)



↔ 7 in / 18 cm

↑↓ 11 in / 28 cm

↙↘ 5 in / 13 cm

⊕ 4 lbs / 1.8 kg

💡 110 2-G16-1/2 40max

💡 220 2-P45 40max

AVL 110V, 220V

Sarella- RS8301

Table Lamp

◊ (S) ○ (-22)



↔ 5.5 in / 14 cm

↑↓ 22 in / 56 cm

⊕ 5 lbs / 2.3 kg

💡 110 3-G9 40max INCL.

💡 220 3-G9 40m

AVL 110V, 220V

◊ (H), (A), (S)
○ (-06), (-22), (-48), (-401)



9622-48

SCHEHERAZADE

—

The fanciful, crystal-encrusted crystal arms of Scheherazade swirl in arabesques inspired by the voluptuous queen of the One Thousand and One Nights. Shining within the chandelier's frame are two heavy spheres of mouth-blown, hand-cut Bohemian crystal.

—

Los imaginativos brazos con incrustaciones de cristal del modelo Scheherazade se retuercen para dar lugar a motivos arabescos inspirados en las curvas voluptuosas de la reina de Las Mil y Una Noches. En su interior, la estructura de esta lámpara de araña incorpora dos pesadas esferas de cristal soplado de Bohemia tallado a mano.

—

Les bras fantaisistes, incrustés de cristal, de Scheherazade tourbillonnent en arabesques inspirées par la reine voluptueuse des Mille et Une Nuits. Deux sphères lourdes composées de cristal de Bohême soufflé à la bouche et taillé à la main étincellent dans la structure du lustre.

—

Scheherazade ist eine fantasievolle, kristalline Komposition aus sich in Endlosschleifen drehenden Kristallarmen, die an die Märchen aus Tausendundeiner Nacht mit ihrer großen Erzählerin erinnern. Der Rahmen fasst zwei Kugeln aus mundgeblasenem, handgeschliffenem, böhmischem Kristall.


—

I fantasiosi bracci in cristallo incastonati di cristalli di Scheherazade si intrecciano con arabeschi ispirati alla voluttuosa regina delle Mille e una notte. All'interno della struttura del lampadario splendono due pesanti sfere di cristallo di Boemia soffiato a bocca e intagliato a mano.

—

Замысловатые инкрустированные кристаллами рожки люстры Scheherazade очерчивают арабески, напоминающие чувственную фигуру царицы из «Тысячи и одной ночи». Внутри каркаса сияют две тяжёлые сферы из огранённых богемских кристаллов ручной работы.

CRYSTAL



CRYSTALS FROM
SWAROVSKI (S)

FINISH



ANTIQUÉ SILVER
(48)

Shades not included

Scheherazade- 9622

Chandelier

🔍 (S) ○ (-48)



↔ 28 in / 71 cm

Shades not included

↑ 37 in / 94 cm

↓ 80 in / 203 cm

⊙ 22 lbs / 9.9 kg

💡 110 7-B10 60max

💡 220 7-B35 40max

AVL 110V, 220V

🔍 (S)
○ (-48)

260 | Scheherazade

Scheherazade- 9621

Chandelier

🔍 (S) ○ (-48)



↔ 20 in / 51 cm

↑ 26 in / 66 cm

↓ 40 in / 102 cm

⊙ 12 lbs / 5.4 kg

💡 110 5-B10 60max

💡 220 5-B35 40max

AVL 110V, 220V, CCC

Scheherazade- 9620

Wall Sconce

🔍 (S) ○ (-48)



↔ 14.5 in / 37 cm

↑ 19 in / 48 cm

↘ 9 in / 23 cm

⊙ 6 lbs / 2.7 kg

💡 110 2-B10 60max

💡 220 2-B35 40max

AVL: 110V, 220V

🔍 (S)
○ (-48)



ST1949-49H



SONATINA

Like playful notes rising and falling in a Baroque Sonatina, a flight of delicate crystals dance around the graceful, handcrafted glass and metal column of this chandelier. These palatial designs dazzle in stately lobbies and ballrooms, and in your own plush entertainment areas.

Como divertidas notas agudas y graves de una sonatina barroca, los delicados cristales danzan alrededor de esta lámpara de araña, elaborada con elegante vidrio fabricado artesanalmente y columna de metal. Estos diseños de corte palaciego son perfectos para iluminar vestíbulos y salones de baile, así como cualquier zona lujosa destinada a actividades de entretenimiento.

Comme les notes ludiques papillonnantes d'une sonatine baroque, une envolée de cristaux délicats danse autour de la gracieuse colonne en verre et métal façonnée à la main de ce lustre. Ces magnifiques designs étincellent dans des halls et des salles de bal majestueux, et dans vos propres espaces de divertissement luxueux.

In einem Anflug leichten, luftigen Charms tanzt das Kristall um die anmutige, handgefertigte Glas- und Metallsäule dieses Lusters wie die Noten in einer kleinen Sonate des Barocks. Die aufwändig gestalteten Kreationen faszinieren in öffentlichen Hallen und Ballsälen oder luxuriösen, privaten Empfangsräumen.

Come piacevoli note crescenti e decrescenti di una Sonatina barocca, un insieme di delicati cristalli danzano attorno a una leggiadra colonna di vetro lavorato a mano e metallo di questo lampadario. Questi design di palazzo splendono in imponenti ingressi e sale da ballo e in sontuose aree di intrattenimento.

Нить нежных кристаллов танцует подобно скачущим нотам барочной сонатины вокруг грациозной колонны этой люстры, сделанной вручную из стекла и металла. Эти модели в дворцовом стиле восхитительно смотрятся в величественных фойе и бальных залах, а также в шикарном интерьере домашней зоны досуга.

CRYSTAL



HERITAGE
(H)



CRYSTALS FROM
SWAROVSKI (S)

FINISH



HEIRLOOM GOLD
(-22)



ETRUSCAN GOLD
(-23)



FRENCH GOLD
(-26)



POLISHED SILVER
(-40)



ANTIQUE SILVER
(-48)



BLACK PEARL
(-49)



HEIRLOOM BRONZE
(-76)



AURELIA
(-211)

Sonatina - ST1952

Chandelier

🔍 (S) ○ (-40)



↔ 35 in / 89 cm

↑ 52.5 in / 133 cm

↓ 120 in / 305 cm

⊙ 48 lbs / 21.6 kg

💡 110 14-B10 60max

💡 220 14-B35 40max

AVL 110V, 220V

🔍 (H), (S)


○ [-22], [-23], [-26], [-40], [-48], [-49], [-76], [-211]

264 | Sonatina

Sonatina - ST1949

Chandelier

◊ (H) ○ (-49)



110 Canopy
*contact customer service for 220 canopy information

34 in / 86 cm ↔

34 in / 86 cm ↓

40 in / 102 cm ↓

36 lbs / 16.2 kg ⊕

12-B10 60max 

12-B35 40max 

110V, 220V AVL

◊ (H), (S)
○ (-22), (-23), (-26), (-40), (-48), (-49), (-76), (-211)



Sonatina - ST1946

Chandelier

◊ (H) ○ (-211)



↔ 25.5 in / 65 cm

↑ 29.5 in / 75 cm

↓ 40 in / 102 cm

⊙ 25 lbs / 11.3 kg

💡
110 10-B10 60max

💡
220 10-B35 40max

AVL 110V, 220V

Sonatina - ST1944

Chandelier

◊ (H) ○ (-76)



↔ 21.5 in / 55 cm

↑ 28.5 in / 72 cm

↓ 40 in / 102 cm

⊙ 21 lbs / 9.5 kg



💡
110 8-B10 60max

💡
220 8-B35 40max

AVL 110V, 220V

◊ (H), (S)

○ (-22), (-23), (-26), (-40), (-48), (-49), (-76), (-211)



18 in / 46 cm ↔
22 in / 56 cm ↑
40 in / 102 cm ↓
13 lbs / 5.9 kg ⊕
6-B10 60max  110
6-B35 40max  220
110V, 220V AVL



110 Canopy
*contact customer service for 220 canopy information



Sonatina - ST1941
Chandelier
⊕ (S) ○ (-22)

35 in / 89 cm ↔
39 in / 99 cm ↑
80 in / 203 cm ↓
35 lbs / 15.8 kg ⊕
14-B10 60max  110
14-B35 40max  220
110V, 220V AVL



110 Canopy
*contact customer service for 220 canopy information



Sonatina - ST1852
Chandelier
⊕ (H) ○ (-76)

Sonatina - ST1849

Chandelier

⚡ (H) ○ (-40)



↔ 34 in / 86 cm

↑ 29.5 in / 75 cm

↓ 40 in / 102 cm

⊙ 30 lbs / 13.5 kg

💡 110 12-B10 60max

💡 220 12-B35 40max

AVL 110V, 220V

Sonatina - ST1939

Wall Sconce

⚡ (S) ○ (-48)



↔ 12.5 in / 32 cm

↑ 17 in / 43 cm

↘ 5.5 in / 14 cm

⊙ 3 lbs / 1.4 kg

💡 110 2-B10 60max

💡 220 2-B35 40max

AVL 110V, 220V

⚡ (H), (S)

○ [-22], [-23], [-26], [-40], [-48], [-49], [-76], [-211]



VZ8310-22H

VALTERRI

—

Boldly sweeping curves of handcrafted metal arms create balance and grace, decorated by shimmering crystal chains and accented by crystal teardrops, with a round faceted drop as a sophisticated finishing touch. Pressed crystal bobeches cradled by gleaming metal candle slips add a vintage, yet transitional feel.

—

Las curvas atrevidamente fluidas de sus brazos de metal moldeados a mano crean equilibrio y elegancia, y están decoradas con brillantes cadenas de cristal y rematadas con lágrimas de cristal, con una gota redonda de cristal facetado como sofisticado toque final. Sus bobeches de cristal prensado, alojados en portavelas de reluciente metal, le confieren un atractivo vintage y progresista a la vez.

—

Les courbes audacieusement galbées des bras en métal ouvragés à la main créent équilibre et grâce. Elles sont ornées de chaînes en cristal scintillantes et accentuées de larmes en cristal avec une goutte facettée ronde en touche finale sophistiquée. Des bobèches en cristal pressé, bercées par des fourreaux de bougie en métal scintillant, lui donnent un esprit à la fois vintage et traditionnel.

—

Die ausgewogene Gestaltung der handgefertigten Metallbogen verleiht Valterri unvergleichliche Würde und Anmut. Schimmernde Kristalketten und kristalline Akzente verschmelzen zu einem eleganten Profil mit einem rundfacettierten Tropfendesign, das den edlen Konturen wortwörtlich den letzten Schliff gibt. Wachsfänger aus funkeldem Presskristall ruhen in Kerzenhaltern aus glänzendem Metall und entfalten einen Vintage-Look mit einer modernen Note.

—

Le curve audaci dei bracci in metallo realizzati a mano creano equilibrio e grazia, decorate da catene di cristallo scintillanti e accentuate da lacrime di cristallo, con una goccia rotonda sfaccettata come un tocco finale sofisticato. Bobeche in cristallo pressato, sostenute da luccicanti portacandele di metallo, donano un tono vintage ma transitorio.

—

Смело распахнутые изгибы металлических рожков ручной работы выглядят уравновешенно и грациозно. Они украшены мерцающими кристалльными цепочками с акцентами в виде кристалльных капель. Изысканный завершающий штрих – круглая огранённая капля. Розетки из прессованных кристаллов в блестящих металлических подсвечниках добавляют элемент винтажной эстетики, неподвластной времени.

CRYSTAL



HERITAGE (H)



SPECTRA CRYSTAL (A)



CRYSTALS FROM SWAROVSKI (S)

FINISH



HEIRLOOM GOLD (-22)



ETRUSCAN GOLD (-23)



ANTIQUÉ SILVER (-48)



FERRO BLACK (-59)



HEIRLOOM BRONZE (-76)





Valterri - VZ8310

Chandelier

⚡ (H) ○ (-22)

- ↔ 36 in / 91 cm
- ↑ 37.5 in / 95 cm
- ↓ 40 in / 102 cm
- ⊙ 31 lbs / 14.0 kg
- 💡 110 10-B10 60max
- 💡 220 10-B35 40max
- AVL 110V, 220V



Valterri - VZ8308

Chandelier

⚡ (A) ○ (-48)

- ↔ 30 in / 76 cm
- ↑ 31.5 in / 80 cm
- ↓ 40 in / 102 cm
- ⊙ 21 lbs / 9.5 kg
- 💡 110 8-B10 60max
- 💡 220 8-B35 40max
- AVL 110V, 220V



Valterri - VZ8306

Chandelier

⚡ (A) ○ (-76)

- ↔ 24 in / 61 cm
- ↑ 25.5 in / 65 cm
- ↓ 40 in / 102 cm
- ⊙ 15 lbs / 6.8 kg
- 💡 110 6-B10 60max
- 💡 220 6-B35 40max
- AVL 110V, 220V



110 Canopy
*contact customer service for 220 canopy information

⚡ (H), (A), (S)
○ (-22), (-23), (-26), (-48), (-59), (-76)



5794-76

VENDOME

At the heart of this Medieval-inspired chandelier, with its elaborate chains and massive crystal vase, shines an authentic rock crystal. Drops of rock crystal hanging from the ornate branches amplify the dramatic effect.

Esta lámpara de araña de inspiración medieval, con elaboradas cadenas y un colosal jarrón de cristal, brilla con un cristal de roca auténtico en su interior. Las gotas de cristal de roca que cuelgan de sus ramas ornamentales amplifican su efecto dramático.

Au cœur de ce lustre d'inspiration médiévale, aux chaînes perfectionnées et au vase massif en cristal, scintille un authentique cristal de roche. Des gouttes de cristal de roche suspendues à des branches décorées amplifient l'effet spectaculaire.

Die kunstvollen Ketten und beeindruckende Kristallvase von Vendome zitieren Elemente mittelalterlichen Stilbewusstseins und verleihen der wirkmächtigen Präsenz des echten Bergkristalls im Herzen der Kreation einen gebührenden Rahmen. Die Kristalltropfen an den reichverzierten Armen unterstreichen die Dramatik des Designs.

Al centro di questo lampadario di ispirazione medievale, con le sue catene elaborate e il vaso di cristallo massiccio, risplende un autentico cristallo di roccia. Le gocce di cristallo di roccia appese ai rami decorativi amplificano l'effetto drammatico.

В сердце этой люстры в средневековом стиле с замысловатыми цепями и массивной кристалльной вазой сияет натуральный горный хрусталь. Хрустальные капли на узорных ветвях подчёркивают этот драматичный эффект.

CRYSTAL



ROCK CRYSTAL
(R)

FINISH



HEIRLOOM GOLD
(-22)



ETRUSCAN GOLD
(-23)



FRENCH GOLD
(-26)



ANTIQUÉ PEWTER
(-47)



ANTIQUÉ SILVER
(-48)



HEIRLOOM BRONZE
(-76)

Vendome - 5794

Chandelier

⚡ (R) ○ (-76)



↔ 19 in / 48 cm

↑ 33.5 in / 85 cm

↓ 40 in / 102 cm

⊙ 19 lbs / 8.6 kg

💡 110 8-B10 60max

💡 220 8-B35 40max

AVL 110V, 220V, CCC

⚡ (R)
○ (-22), (-23), (-26), (-47), (-48), (-76)

276 | Vendome

Vendome - 5792

Chandelier

◆ (R) ○ (-47)



16 in / 41 cm ↔

26 in / 66 cm ↑

40 in / 102 cm ↓

10 lbs / 4.5 kg Ⓢ

4-B10 60max 

3-B35 40max 1-P45 40max INCL. 

110V, 220V, CCC  AVL

◆ (R)
○ (-22), (-23), (-26), (-47), (-48), (-76)



2762-76 (X2)

VERSAILLES

A celebration of the astonishing chandeliers commissioned by Louis XIV for the Versailles castle, these luminaires are adorned with Bohemian crystal pendeloques. A lavish display of crystals embellishes the ornate scrollwork and open-cage frame, a typical design of the Baroque era.

Estas lámparas, decoradas con pendeloques de cristal de Bohemia, son todo un tributo a las increíbles lámparas de araña encargadas por Luis XIV para el castillo de Versailles. Su exuberante exhibición de cristales sirve para decorar la escultural estructura abierta de volutas, inspirada en los diseños típicos del Barroco.

Célébrant les splendides lustres commandés par Louis XIV pour le château de Versailles, ces luminaires sont ornés de pendeloques en cristal de Bohème. Une profusion de cristaux orne les rouleaux décorés et la structure en cage ouverte, un design typique de la période baroque.

Diese barocken Luster, die an die fantastischen Arbeiten erinnern, die Ludwig XIV. für Versailles in Auftrag gab, setzen den böhmischen Tropfenschliff in Szene. Die Schnörkelverzierungen und der offene Rahmen sind eine großzügige Präsentation des Kristalls, die für diese Epoche so typisch war.

Una celebrazione degli incredibili lampadari commissionati da Luigi XIV per il castello di Versailles, questi lampadari sono decorati con pendeloque di cristallo di Boemia. Una sfarzosa ostentazione di cristalli abbellisce le volute ornamentali e la struttura a gabbia aperta, un design tipico dell'era barocca.

Эти светильники с подвесками из богемских кристаллов – наше посвящение изумительным люстрам, которые Людовик XIV заказал для Версальского замка. Роскошная россыпь кристаллов озаряет блеском узорные свитки и каркас в виде открытой клетки, характерный для эпохи барокко.

CRYSTAL



HERITAGE
(H)

FINISH



HEIRLOOM GOLD
(-22)



ETRUSCAN GOLD
(-23)



FRENCH GOLD
(-26)



ANTIQUÉ SILVER
(-48)



BLACK (-51)
*WITH GOLD ACCENTS



HEIRLOOM BRONZE
(-76)

Versailles - 2775

Chandelier

🔍 (H) ○ (-23)



↔ 60 in / 152 cm

↑ 72 in / 183 cm

↓ 126 in / 320 cm

⊙ 200 lbs / 90.0 kg

💡 40-B10 60max 1-T7 15max INCL.

💡 40-B35 40max

AVL 110V, 220V, CCC

🔍 (H)
○ [-22], [-23], [-26], [-48], [-51], [-76]

280 | Versailles

Versailles - 2774

Chandelier

◈ (H) ○ (-22)



45 in / 114 cm ↔

52 in / 132 cm ↓

84 in / 213 cm ↓

102 lbs / 45.9 kg ⊙

24-B10 60max 1-T7 15max INCL. ⚡
110

24-B35 40max ⚡
220

110V, 220V, CCC AVL

◈ (H)
○ (-22), (-23), (-26), (-48), (-51), (-76)



Versailles - 2792

Chandelier

⚡ (H) ○ (-22)



↔ 40 in / 102 cm

↑ 28 in / 71 cm

↓ 84 in / 213 cm

⊙ 54 lbs / 24.3 kg

💡
110 18-B10 60max

💡
110 1-T7 15max INCL.

💡
220 18-B35 40max

AVL 110V, 220V

Versailles - 2790

Chandelier

⚡ (H) ○ (-48)



↔ 33 in / 84 cm

↑ 26 in / 66 cm

↓ 40 in / 102 cm

⊙ 34 lbs / 15.3 kg

💡
110 12-B10 60max

💡
110 1-T7 15max INCL.

💡
220 12-B35 40max

AVL 110V, 220V, CCC

⚡ (H)
○ (-22), (-23), (-26), (-48), (-51), (-76)

Versailles - 2773

Chandelier

⚡ (H) ○ (-48)



↔ 38 in / 97 cm

↑ 44 in / 112 cm

↓ 84 in / 213 cm

⊙ 79 lbs / 35.6 kg

💡 110 15-B10 60max 1-T7 15max INCL.

💡 220 15-B35 40max

AVL 110V, 220V, CCC



110 Canopy
*contact customer
service for 220
canopy information

⚡ (H)
○ (-22), (-23), (-26), (-48), (-51), (-76)

284 | Versailles

Versailles - 2772

Chandelier

◈ (H) ○ (-26)



↔ 32 in / 81 cm

↑ 37 in / 94 cm

↓ 84 in / 213 cm

⊙ 49 lbs / 22.1 kg

💡
110 12-B10 60max

💡
110 1-T7 15max INCL.

💡
220 12-B35 40max

AVL 110V, 220V, CCC

Versailles - 2771

Chandelier

◈ (H) ○ (-23)



↔ 26.5 in / 67 cm

↑ 32 in / 81 cm

↓ 40 in / 102 cm

⊙ 36 lbs / 16.2 kg

💡
110 8-B10 60max

💡
110 1-T7 15max INCL.

💡
220 8-B35 40max

AVL 110V, 220V, CCC

◈ (H)
○ (-22), (-23), (-26), (-48), (-51), (-76)

Versailles - 2783

Chandelier

🔍 (H) ○ (-22)



↔ 36 in / 91 cm

↑ 72 in / 183 cm

↓ 126 in / 320 cm

⊙ 92 lbs / 41.4 kg

💡 110 24-B10 60max 1-T7 15max INCL.

💡 220 24-B35 40max

AVL 110V, 220V, CCC

🔍 (H)
○ (-22), (-23), (-26), (-48), (-51), (-76)

286 | Versailles

Versailles - 2782

Chandelier

⚡ (H) ○ (-23)



↔ 28 in / 71 cm

↑ 57 in / 145 cm

↓ 126 in / 320 cm

⊙ 55 lbs / 24.8 kg

💡
110 16-B10 60max

💡
110 1-T7 15max INCL.

💡
220 16-B35 40max

AVL 110V, 220V, CCC

Versailles - 2780

Chandelier

⚡ (H) ○ (-26)



↔ 21 in / 53 cm

↑ 40 in / 102 cm

↓ 120 in / 305 cm

⊙ 30 lbs / 13.5 kg

💡
110 9-B10 60max

💡
110 1-T7 15max INCL.

💡
220 9-B35 40max

AVL 110V, 220V, CCC

⚡ (H)
○ (-22), (-23), (-26), (-48), (-51), (-76)

Versailles - 2786

Chandelier

⚡ (H) ○ (-22)



↔ 21.5 in / 55 cm

↑ 31 in / 79 cm

↓ 40 in / 102 cm

⊙ 16 lbs / 7.2 kg

💡 110 6-B10 60max

💡 220 6-B35 40max

AVL 110V, 220V, CCC

⚡ (H)
○ (-22), (-23), (-26), (-48), (-51), (-76)

288 | Versailles

Versailles - 2770

Chandelier

⚡ (H) ○ (-76)



↔ 23.5 in / 60 cm

↑ 27 in / 69 cm

↓ 40 in / 102 cm

⊙ 24 lbs / 10.8 kg

💡
110 6-B10 60max

💡
110 1-T7 15max INCL.

💡
220 6-B35 40max

AVL 110V, 220V, CCC

Versailles - 2769

Chandelier

⚡ (H) ○ (-76)



↔ 14.5 in / 37 cm

↑ 19 in / 48 cm

↓ 40 in / 102 cm

⊙ 8 lbs / 3.6 kg

💡
110 5-B10 60max

💡
220 5-B35 40max

AVL 110V, 220V, CCC

⚡ (H)
○ [-22], [-23], [-26], [-48], [-51], [-76]

26 in / 66 cm ↔


18 in / 46 cm ↑↓

21 lbs / 9.5 kg Ⓢ

8-B10 40max Ⓢ
110

8-B35 40max Ⓢ
220

110V, 220V AVL



Versailles - 2785

Close To Ceiling

Ⓢ (H) ○ (-48)

20 in / 51 cm ↔


16 in / 41 cm ↑↓

14 lbs / 6.3 kg Ⓢ

6-B10 40max Ⓢ
110

6-B35 40max Ⓢ
220

110V, 220V AVL



Versailles - 2784

Close To Ceiling

Ⓢ (H) ○ (-76)

Versailles - 2763

Wall Sconce

⚡ (H) ○ (-48)



↔ 17 in / 43 cm

↑↓ 27 in / 69 cm

↙ 10 in / 25 cm

⊕ 10 lbs / 4.5 kg

💡 110 5-B10 60max

💡 220 5-B35 40max

AVL 110V, 220V

Versailles - 2762

Wall Sconce

⚡ (H) ○ (-48)



↔ 15 in / 38 cm

↑↓ 22 in / 56 cm

↙ 8 in / 20 cm

⊕ 7 lbs / 3.2 kg

💡 110 3-B10 60max

💡 220 3-B35 40max

AVL 110V, 220V

Versailles - 2761

Wall Sconce

⚡ (H) ○ (-22)



↔ 15 in / 38 cm

↑↓ 22.5 in / 57 cm

↙ 8 in / 20 cm

⊕ 7 lbs / 3.2 kg

💡 110 2-B10 60max

💡 220 2-B35 40max

AVL 110V, 220V

Versailles - 2758

Wall Sconce - Left

⚡ (H) ○ (-76)



↔ 14 in / 36 cm

↑↓ 22.5 in / 57 cm

↙ 4.5 in / 11 cm

⊕ 4 lbs / 1.8 kg

💡 110 2-B10 60max

💡 220 2-B35 40max

AVL 110V, 220V

Versailles - 2756

Wall Sconce

⚡ (H) ○ (-48)



↔ 6 in / 15 cm

↑↓ 15.5 in / 39 cm

↙ 5.5 in / 14 cm

⊕ 4 lbs / 1.8 kg

💡 110 1-B10 60max

💡 220 1-B35 40max

AVL 110V, 220V

Versailles - 2757

Wall Sconce - Right

⚡ (H) ○ (-76)



↔ 14 in / 36 cm

↑↓ 22.5 in / 57 cm

↙ 4.5 in / 11 cm

⊕ 4 lbs / 1.8 kg

💡 110 2-B10 60max

💡 220 2-B35 40max

AVL 110V, 220V

⚡ (H)
○ (-22), (-23), (-26), (-48), (-51), (-76)



2469-76

VERSAILLES ROCK CRYSTAL

These Baroque chandeliers, celebrating Louis XIV's Versailles castle, glisten with a harmonious array of massive rock crystal drops and rosettes floating around a curvaceous frame. A finial sphere of rock crystal falls from this breathtaking composition.

Estas lámparas de araña barrocas, inspiradas en el castillo de Versalles de Luis XIV, brillan con una armoniosa composición de gotas y rosetas de cristal de roca flotantes, dispuestas en torno a una estructura curva. De la imponente composición cuelga un remate esférico de cristal de roca.

Ces lustres baroques célébrant le château de Versailles de Louis XIV étincellent grâce à une variété harmonieuse de gouttes et de rosettes massives en cristal de roche flottant autour d'une structure opulente. Une sphère magistrale en cristal de roche s'échappe de cette composition époustouflante.

Diese barocken Luster feiern die Schönheit des Spiegelsaals von Versailles mit der harmonischen Vielfalt solider Bergkristalltropfen und Rosetten, die sich stilvoll um einen geschwungenen Rahmen ranken. Eine Kugel aus Bergkristall bildet den gestalterischen Abschluss dieser atemberaubend schönen Komposition.

Questi lampadari barocchi che celebrano il castello di Versailles di Luigi XIV risplendono con una serie armoniosa di massicce gocce di cristallo di roccia e coccarde che fluttuano attorno a una struttura pomposa. Una sfera decorativa di cristallo di roccia cade da questa composizione mozzafiato.

Эти барочные люстры - наше посвящение Версальскому замку Людовика XIV. Они сияют гармоничной россыпью массивных капель из горного хрусталя и розеток, парящих среди изгибов каркаса. Завершающий элемент этой головокружительной композиции - сфера из горного хрусталя.

CRYSTAL



ROCK CRYSTAL
(R)

FINISH



HEIRLOOM GOLD
(-22)



ETRUSCAN GOLD
(-23)



FRENCH GOLD
(-26)



ANTIQUÉ PEWTER
(-47)



ANTIQUÉ SILVER
(-48)



HEIRLOOM BRONZE
(-76)

Versailles Rock Crystal - 2474

Chandelier

⚡ (R) ○ (-47)



↔ 47 in / 119 cm

↑ 54 in / 137 cm

↓ 84 in / 213 cm

⊙ 102 lbs / 45.9 kg

💡 24-B10 60max 1-T7 15max INCL.

💡 24-B35 40max

AVL 110V, 220V, CCC

⚡ (R)
○ (-22), (-23), (-26), (-47), (-48), (-76)

294 | Versailles Rock Crystal

Versailles Rock Crystal - 2473

Chandelier

⚡ (R) ○ (-47)



↔ 38.5 in / 98 cm

↑ 44 in / 112 cm

↓ 84 in / 213 cm

⊙ 79 lbs / 35.6 kg

💡 110 15-B10 60max

💡 220 15-B35 40max

AVL 110V, 220V, CCC

Versailles Rock Crystal - 2472

Chandelier

⚡ (R) ○ (-76)



↔ 33 in / 84 cm

↑ 38 in / 97 cm

↓ 84 in / 213 cm

⊙ 56 lbs / 25.2 kg

💡 110 12-B10 60max

💡 220 12-B35 40max

AVL 110V, 220V, CCC

⚡ (R)


○ (-22), (-23), (-26), (-47), (-48), (-76)

26.5 in / 67 cm ↔

32 in / 81 cm ↑


40 in / 102 cm ↓

36 lbs / 16.2 kg Ⓢ

8-B10 60max  110

8-B35 40max  220

110V, 220V, CCC AVL



Versailles Rock Crystal - 2471


Chandelier
Ⓢ (R) ○ (-22)

33 in / 84 cm ↔

26.5 in / 67 cm ↑


40 in / 102 cm ↓

42 lbs / 18.9 kg Ⓢ

12-B10 60max  110

12-B35 40max  220

110V, 220V AVL



Versailles Rock Crystal - 2490

Chandelier
Ⓢ (R) ○ (-47)

Versailles Rock Crystal - 2470

Chandelier

⚡ (R) ○ (-23)



↔ 22 in / 56 cm

↑ 27 in / 69 cm

↓ 40 in / 102 cm

⊙ 24 lbs / 10.8 kg

💡
110 6-B10 60max

💡
220 6-B35 40max

AVL 110V, 220V, CCC

Versailles Rock Crystal - 2469

Chandelier

⚡ (R) ○ (-47)



↔ 14.5 in / 37 cm

↑ 20 in / 51 cm

↓ 40 in / 102 cm

⊙ 8 lbs / 3.6 kg

💡
110 5-B10 60max

💡
220 5-B35 40max

AVL 110V, 220V, CCC

⚡ (R)
○ (-22), (-23), (-26), (-47), (-48), (-76)

Versailles Rock Crystal - 2482

Chandelier

⚡ (R) ○ (-23)



↔ 29 in / 74 cm

↑ 55.5 in / 141 cm

↓ 126 in / 320 cm

⊖ 64 lbs / 28.8 kg

💡 110 16-B10 60max

💡 220 16-B35 40max

AVL 110V, 220V, CCC

⚡ (R)
○ (-22), (-23), (-26), (-47), (-48), (-76)

298 | Versailles Rock Crystal

Versailles Rock Crystal - 2480

Chandelier

◈ (R) ○ (-22)




21 in / 53 cm ↔

38 in / 97 cm ↓

120 in / 305 cm ↓

30 lbs / 13.5 kg Ⓞ

9-B10 60max  110

9-B35 40max  220

110V, 220V, CCC AVL

◈ (R)
○ (-22), (-23), (-26), (-47), (-48), (-76)

26.5 in / 67 cm ↔

34 in / 86 cm ↑↓


40 in / 102 cm ↓

27 lbs / 12.2 kg Ⓢ

8-B10 60max Ⓢ
110

8-B35 40max Ⓢ
220

110V, 220V, CCC AVL



Versailles Rock Crystal - 2487

Chandelier
Ⓢ (R) ○ (-47)

22 in / 56 cm ↔

29.5 in / 75 cm ↑↓


40 in / 102 cm ↓

17 lbs / 7.7 kg Ⓢ

6-B10 60max Ⓢ
110

6-B35 40max Ⓢ
220

110V, 220V, CCC AVL



Versailles Rock Crystal - 2486

Chandelier
Ⓢ (R) ○ (-23)

Versailles Rock Crystal - 2485

Close To Ceiling

⚡ (R) ○ (-23)



↔ 27 in / 69 cm

↑ 17.5 in / 44 cm

⊙ 22 lbs / 9.9 kg

💡 110 8-B10 40max

💡 220 8-B35 40max

AVL 110V, 220V

Versailles Rock Crystal - 2484

Close To Ceiling

⚡ (R) ○ (-22)



↔ 21 in / 53 cm

↑ 15.5 in / 39 cm



⊙ 13.5 lbs / 6.1 kg

💡 110 6-B10 40max

💡 220 6-B35 40max

AVL 110V, 220V



⚡ (R)
○ (-22), (-23), (-26), (-47), (-48), (-76)

16 in / 41 cm ↔
25.5 in / 65 cm ↑↓
10 in / 25 cm ↘↙
10 lbs / 4.5 kg ⊕
5-B10 60max  110
5-B35 40max  220
110V, 220V AVL



14 in / 36 cm ↔
22 in / 56 cm ↑↓
8 in / 20 cm ↘↙
7 lbs / 3.2 kg ⊕
3-B10 60max  110
3-B35 40max  220
110V, 220V AVL



14 in / 36 cm ↔
21.5 in / 55 cm ↑↓
8 in / 20 cm ↘↙
7 lbs / 3.2 kg ⊕
2-B10 60max  110
2-B35 40max  220
110V, 220V AVL



Versailles Rock Crystal - 2458

Wall Sconce - Left

◈ (R) ○ (-76)



↔ 13.5 in / 34 cm

↑↓ 22.5 in / 57 cm

↘ 5 in / 13 cm

⊙ 4 lbs / 1.8 kg

💡 110 2-B10 60max

💡 220 2-B35 40max

AVL 110V, 220V

Versailles Rock Crystal - 2456

Wall Sconce

◈ (R) ○ (-22)



↔ 5.5 in / 14 cm

↑↓ 15 in / 38 cm

↘ 5.5 in / 14 cm

⊙ 3.5 lbs / 1.6 kg

💡 110 1-B10 60max

💡 220 1-B35 40max

AVL 110V, 220V

Versailles Rock Crystal - 2457

Wall Sconce - Right

◈ (R) ○ (-76)



↔ 13.5 in / 34 cm

↑↓ 22.5 in / 57 cm

↘ 5 in / 13 cm

⊙ 4 lbs / 1.8 kg

💡 110 2-B10 60max

💡 220 2-B35 40max

AVL 110V, 220V

◈ (R)
○ (-22), (-23), (-26), (-47), (-48), (-76)



VA8322-48A

VESCA

—
This delicate, graceful chandelier blossoms like a strawberry at spring, evoking the petals of a flower adorned with decorative crystal chains. This unusual design will bring a lyrical atmosphere to charming dining spaces.

—
Esta delicada y elegante lámpara de araña florece como una fresa en primavera, recordando a los pétalos de una flor decorada con cadenas de cristal. Este original diseño es perfecto para dar un toque de encanto lírico a cualquier comedor.

—
Ce lustre délicat et gracieux s'épanouit comme une fraise au printemps. Il évoque les pétales d'une fleur ornée de chaînes décoratives en cristal. Ce design inhabituel apportera une ambiance lyrique à de charmants espaces de dîner.

—
Solch florale Opulenz lässt an herrliche Erdbeerblüten im Frühling denken. Vesca präsentiert eine Fülle offener Blütenblätter, die im Kranz dekorativ funkelnder Kristalketten förmlich aufblühen. Dieses unkonventionelle Design verleiht Essplätzen einen nahezu lyrischen Charme.

—
Questo lampadario delicato e leggiadro sboccia come una fragola in primavera evocando i petali di un fiore adornati da catene di cristallo decorative. Questo insolito design conferisce un'atmosfera lirica nelle incantevoli sale di pranzo.

—
Эта нежная грациозная люстра напоминает цветущую весной клубнику. Лепестки цветков украшены декоративными кристалльными цепочками. Такая люстра необычного дизайна создаст лирическую атмосферу в уютной столовой.

CRYSTAL



HERITAGE (H)



SPECTRA CRYSTAL (A)



CRYSTALS FROM SWAROVSKI (S)



WHITE (1)
ASSOCIATED FINISHES (-48), (-59)



GOLD (2)
ASSOCIATED FINISHES (-22), (-23), (-26)



BRONZE (3)
ASSOCIATED FINISH (-76)

FINISH



WHITE (-06)



HEIRLOOM GOLD (-22)



ETRUSCAN GOLD (-23)



FRENCH GOLD (-26)



ANTIQUÉ SILVER (-48)



FERRO BLACK (-59)



HEIRLOOM BRONZE (-76)



Vesca - VA8322

Chandelier

◈ (A) ○ (-48)





45 in / 114 cm ↔

40 in / 102 cm ↓

40 in / 102 cm ↓

38 lbs / 17.1 kg ⊕

12-B10 60max  110

12-B35 40max  220

110V, 220V AVL

◈ (H), (A), (S)

○ (-06), (-22), (-23), (-26), (-48), (-59), (-76)

Vesca - VA8339

Chandelier

⚡ (A) ○ (-22)



↔ 45 in / 114 cm

↑ 38 in / 97 cm

↓ 40 in / 102 cm

⊙ 35 lbs / 15.8 kg

💡
110 9-B10 60max

💡
220 9-B35 40max

AVL 110V, 220V



110 Canopy
*contact customer
service for 220
canopy information

⚡ (H), (A), (S)

○ [-06], (-22), (-23), (-26), (-48), (-59), (-76)

308 | Vesca

Vesca - VA8336

Chandelier

◊ (A) ○ (-6)



- ↔ 33 in / 84 cm
- ↑ 29 in / 74 cm
- ↓ 40 in / 102 cm
- ⊙ 22 lbs / 9.9 kg
- 💡 6-B10 60max
- 💡 6-B35 40max
- AVL 110V, 220V

Vesca - VA8335

Chandelier

◊ (A) ○ (-48)



- ↔ 29 in / 74 cm
- ↑ 27 in / 69 cm
- ↓ 40 in / 102 cm
- ⊙ 17 lbs / 7.7 kg
- 💡 5-B10 60max
- 💡 5-B35 40max
- AVL 110V, 220V



110 Canopy
*contact customer service for 220 canopy information

Vesca - VA8355



Chandelier

◊ (H) ○ (-48)



- ↔ 23 in / 58 cm
- ↑ 20 in / 51 cm
- ↓ 40 in / 102 cm
- ⊙ 13 lbs / 5.9 kg
- 💡 5-B10 60max
- 💡 5-B35 40max
- AVL 110V, 220V

◊ (H), (A), (S)
○ (-06), (-22), (-23), (-26), (-48), (-59), (-76)

28 in / 71 cm ↔
 24 in / 61 cm ↑↓
 40 in / 102 cm ↓
 20 lbs / 9.0 kg ⊕
 6-B10 60max  110
 6-B35 40max  220
 110V, 220V AVL



White (1)





Gold (2)



Bronze (3)



Vesca - VA8306
 Chandelier
 ◆ (S) ○ (-76) □ (3)

24 in / 61 cm ↔
 20 in / 51 cm ↑↓
 40 in / 102 cm ↓
 17 lbs / 7.7 kg ⊕
 5-B10 60max  110
 5-B35 40max  220
 110V, 220V AVL



White (1)



Gold (2)



Bronze (3)



Vesca - VA8305
 Chandelier
 ◆ (S) ○ (-59) □ (1)

◆ (H), (A), (S) □ (1)(2)(3)
 ○ (-06), (-22), (-23), (-26), (-48), (-59), (-76)

Vesca - VA8312

Close To Ceiling

◈ (H) ○ (-76)



↔ 29 in / 74 cm

↑↓ 22 in / 56 cm

⊙ 14 lbs / 6.3 kg

💡 110 5-B10 60max

💡 220 5-B35 40max

AVL 110V, 220V

Vesca - VA8332

Wall Sconce

◈ (S) ○ (-23)



↔ 13 in / 33 cm

↑↓ 16 in / 41 cm

↗ 9 in / 23 cm

⊙ 4 lbs / 1.8 kg

💡 110 2-B10 60max

💡 220 2-B35 40max

AVL 110V, 220V

◈ (H), (A), (S)
○ (-06), (-22), (-23), (-26), (-48), (-59), (-76)



CRYSTAL BASKET

Hidden frames and internal bulbs give Schonbek basket chandeliers the appearance of celestial galaxies, devoted to bringing a heavenly light show to an earthly abode.

Popular among designers for their power to impress, these crystal chandeliers are often found in luxury buildings ranging from palaces to exclusive resorts.

Los armazones ocultos y las bombillas internas otorgan a nuestras arañas en forma de cesta Schonbek la apariencia de galaxias celestiales de luz dedicadas a dar un espectáculo de luz celestial en nuestras residencias terrestres.

Populares entre los diseñadores por su capacidad de impresionar, estas arañas de cristal a menudo se encuentran en edificios lujosos, desde palacios hasta centros turísticos exclusivos.

Des cadres cachés et des ampoules internes donnent à nos plafonniers Schonbek une apparence de la lumière telles des galaxies célestes vouées à apporter un spectacle de lumière divins sur terre.

Populaires parmi les designers pour sa force d'impressionner, ces lustres en cristal se trouvent souvent dans des immeubles luxueux comme des palaces ou des complexes hôteliers exclusifs.

Empire-Kristallluster

Verborgene Rahmen und innenseitig angebrachte Lichtquellen verleihen Schonbek Empire-Kristalllustern den faszinierenden Charakter kosmischer Konstellationen, die die Aufgabe haben, die sie umgebende Welt in ein magisches Licht zu tauchen.

Empire-Kristallluster werden aufgrund ihres Charismas besonders häufig von Architekten verwendet zur Beleuchtung luxuriöser Anwesen vom Schloss bis zum exklusiven Ressort.


Lampadari "A Cesto"

Strutture nascoste e bulbi interni conferiscono ai lampadari "a cesto" Schonbek l'aspetto di celestiali galassie di luci, destinati a portare una luce paradisiaca in una dimensione tutta terrena.

Popolari tra i designer per il colpo d'occhio, questi lampadari di cristallo si trovano di frequente in edifici di lusso: dal palazzo al resort esclusivo.

Скрытые несущие конструкции и лампы внутри наших люстр Schonbek в форме корзин превращают их в звездные галактики света, призванные нести небесный свет земной обители.

Эти хрустальные люстры, популярные среди дизайнеров благодаря их внушительной энергетике, часто встречаются в роскошных зданиях—от дворцов до эксклюзивных курортов.





AMYTIS
316 - 323



PETIT CRYSTAL DELUXE
356 - 363



CAMELOT
324 - 333



RIALTO
364 - 367



CHRYSALITA
334 - 339



ROMAN EMPIRE
368 - 373




EQYINOXE
340 - 345



TIARA
374 - 379




JUBILEE
346 - 251



TRILLIANE
380 - 393



PETIT CRYSTAL
252 - 355



TRILLIANE STRANDS
394 - 415



AM5410-48THA

AMYTIS

An exhilarating symphony of precious leaves and glittering crystals, shining from within. Inspired by the Hanging Gardens of Babylon, erected by King Nebuchadnezzar II for Princess Amytis of Media who longed for the rolling hills and lush forests of her native Persia, this basket-shaped chandelier exudes regal elegance.

Desde su interior brilla una estimulante sinfonía de preciosas hojas y brillantes cristales. Inspirada en los Jardines Colgantes de Babilonia, construidos por el rey Nabucodonosor II para la princesa Amytis de Media, nostálgica de las ondulantes colinas y los exuberantes bosques de su Persia natal, esta lámpara de araña en forma de cesto emana una elegancia majestosa.

Une symphonie exaltante de feuilles précieuses et de cristaux scintillants qui brillent de l'intérieur. Inspiré des Jardins Suspendus de Babylone commandés par le roi Nabuchodonosor II pour la princesse Amytis de Médie qui avait la nostalgie des collines vallonnées et des forêts luxuriantes de sa Perse natale, ce lustre en forme de corbeille respire l'élégance royale.

Filigrane Blattmotive und juwelengleiche Kristalle lassen dieses Kunstwerk von innen heraus leuchten. Als Prinzessin Amytis aus dem persischen Medien Heimweh nach ihrer grünen Heimat verspürte, ließ ihr liebender Gatte König Nebukadnezar II. mitten im Palast herrliche Grünanlagen errichten. Diese Hängenden Gärten von Babylon sind die üppige Inspiration für den majestätisch funkelnden Korbluster Amytis.

Un'esilarante sinfonia di foglie preziose e cristalli scintillanti che risplendono dall'interno. Inspirato ai Giardini pensili di Babilonia, eretti dal re Nabucodonosor II per la principessa Amytis della Media che bramava le colline e le foreste rigogliose della sua natia Persia, questo lampadario a cesto emana eleganza regale.

Головокружительная симфония роскошных листьев и мерцающих кристаллов, словно озарённых светом изнутри. Источником вдохновения для наших мастеров послужили Висячие сады Семирамиды. Вавилонский царь Навуходоносор II создал их для мидийской принцессы Амитис, тосковавшей по вереницам холмов и пышным лесам своей родной Персии. Люстра в форме корзины лучится царственной элегантностью.

CRYSTAL



CRYSTALS FROM
SWAROVSKI (S)



CRYSTALS FROM
SWAROVSKI;
RAY (RAY)



CRYSTALS FROM
SWAROVSKI;
THAW (THA)

FINISH



HEIRLOOM GOLD
(-22)



ANTIQUÉ SILVER
(-48)

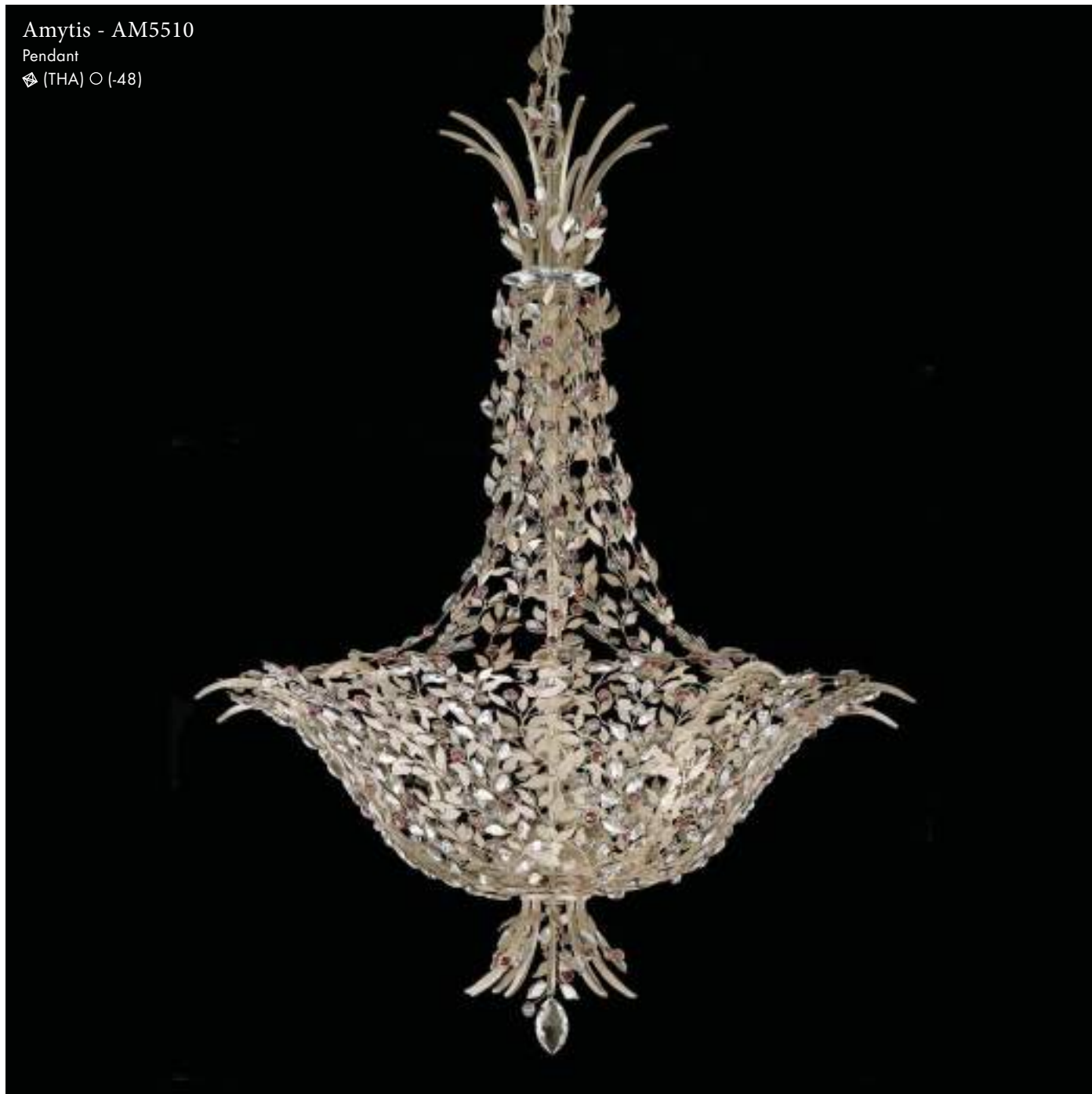


HEIRLOOM BRONZE
(-76)

Amytis - AM5510

Pendant

🔍 (THA) ○ (-48)



↔ 26 in / 66 cm

↑ 32 in / 81 cm

↓ 40 in / 102 cm

⊕ 14 lbs / 6.3 kg

💡 110 5-B10 60max

💡 220 5-B35 40max

AVL: 110V, 220V

🔍 (S), (RAY), (THA)
○ (-22), (-48), (-76)

318 | Amytis

Amytis - AM5508

Pendant

◊ (S) ○ (-48)



↔ 23 in / 58 cm

↑ 28 in / 71 cm

↓ 40 in / 102 cm

⊙ 14 lbs / 6.3 kg

💡
110 4-B10 60max

💡
220 4-B35 40max

AVL: 110V, 220V

Amytis - AM5506

Pendant

◊ (RAY) ○ (-22)



↔ 18.5 in / 47 cm

↑ 24 in / 61 cm

↓ 40 in / 102 cm

⊙ 9 lbs / 4.1 kg

💡
110 3-B10 60max

💡
220 3-B35 40max

AVL: 110V, 220V



110 Canopy
*contact customer
service for 220
canopy information

◊ (S), (RAY), (THA)
○ (-22), (-48), (-76)



Amytis - AM5415

Pendant

◊ (S) ○ (-22)



↔ 28 in / 71 cm

↑ 39.25 in / 100 cm

↓ 40 in / 102 cm

⊙ 22 lbs / 9.9 kg

💡 110 15-B10 60max

💡 220 15-B35 40max

AVL 110V, 220V, CCC

Amytis - AM5410

Pendant

◊ (THA) ○ (-48)



↔ 28.5 in / 72 cm

↑ 32 in / 81 cm

↓ 40 in / 102 cm

⊙ 18 lbs / 8.1 kg

💡 110 10-B10 60max

💡 220 10-B35 40max

AVL 110V, 220V, CCC


◊ (S), (RAY), (THA)
○ (-22), (-48), (-76)

24.75 in / 63 cm ↔

28 in / 71 cm ↑↓

40 in / 102 cm ↓

14 lbs / 6.3 kg ⊕

8-B10 60max  110

8-B35 40max  220

110V, 220V, CCC AVL



Amytis - AM5408

Pendant


⊕ (S) ○ (-22)

20.25 in / 51 cm ↔

24 in / 61 cm ↑↓

40 in / 102 cm ↓

9 lbs / 4.1 kg ⊕

6-B10 60max  110

6-B35 40max  220

110V, 220V, CCC AVL



Amytis - AM5406


Pendant

⊕ (S) ○ (-76)

20.25 in / 51 cm ↔

13.25 in / 34 cm ↑↓

6 lbs / 2.7 kg ⊕

3-G16-1/2 40max  110

3-P45 40max  220

110V, 220V, CCC AVL



Amytis - AM5206

Close to Ceiling

⊕ (RAY) ○ (-22)

Shown with 110V Canopy





2638-40M

CAMELOT

As Napoleon embarked on a journey for regional domination, he looked back at the glorious days of the Greek and Roman empires, celebrating the virtues of Antiquity's military and cultural powers. Corinthian richness and splendor filled castles and private homes, combining the geometry of classicism with lavish stones and metals. Camelot is a dense plethora of crystals reminiscent of eras of true imperial splendor.

Mientras Napoleón se embarcaba en un viaje de dominación regional, miró hacia atrás los días gloriosos de los imperios griego y romano, celebrando las virtudes de los poderes militares y culturales de la Antigüedad. La riqueza y el esplendor del Corinto llenaron castillos y casas particulares, combinando la geometría del clacisismo con piedras y metales lujosos. Camelot es una densa plétora de cristales que recuerdan épocas de verdadero esplendor imperial.

En s'embarquant pour sa quête de la domination régionale, Napoléon s'est rappelé les jours glorieux des empires grecs et romains qui célébraient les vertus des puissances militaires et culturelles de l'Antiquité. La richesse et la splendeur corinthienne emplissaient les châteaux et les maisons privées, combinant la géométrie du classicisme aux pierres et aux métaux somptueux. Camelot affiche une pléthore de cristaux évoquant les époques de pure splendeur impériale.

Es war Napoleon, der den Stil seiner Epoche nachhaltig prägte, indem er sich für seine Eroberungszüge Motive aus der glanzvollen Zeit des antiken Athens und Roms entlieh und die Tugenden militärischer und kultureller Überlegenheit feierte. Die reichverzierten, edlen Formen von Camelot kombinieren die grafisch anmutende Ästhetik des Klassizismus mit prachtvollen Behängen und glänzenden Metallen. Camelot ist ein stiltypisches Design des Empire mit einem Füllhorn fantastisch funkelnder Kristalle.

Quando Napoleone intraprese un viaggio per l'espansione territoriale, ripensò ai gloriosi giorni dell'impero greco e romano, celebrando le virtù delle forze militari e culturali dell'Antichità. La ricchezza e lo splendore dello stile corinzio pervadevano castelli e case private, combinando la geometria del classicismo con pietre e metalli preziosi. Camelot è una densa pletora di cristalli che ricordano l'età del vero splendore imperiale.

Когда Наполеон отправился завоёвывать окрестные страны, примером для него служили дни расцвета Древней Греции и Рима, легендарная военная мощь и культурное наследие античных цивилизаций. В замках и частных домах царила несказанная роскошь и богатство. Геометрия классицизма сочеталась с шикарными камнями и металлами. Camelot – это обильная россыпь кристаллов, напоминающая об эпохах имперского великолепия.

CRYSTAL



GEMCUT
(M)

FINISH



POLISHED SILVER
(-40)



AURELIA
(-211)

Camelot - 2643

Chandelier

🔍 (M) ○ (-40)



↔ 41.5 in / 105 cm

↑ 65 in / 165 cm

↓ 126 in / 320 cm

⊙ 85 lbs / 38.3 kg

💡 110 84-B10 60max

💡 220 84-B35 40max

AVL 110V, 220V, CCC

🔍 (M)
○ (-40), (-211)

326 | Camelot



Camelot - 2623

Chandelier

◊ (M) ○ (-211)

↔ 30 in / 76 cm

↑↓ 30 in / 76 cm

↓ 40 in / 102 cm

⊙ 28 lbs / 12.6 kg

💡 110 24-B10 60max

💡 220 24-B35 40max

AVL 110V, 220V, CCC



Camelot - 2621

Chandelier

◊ (M) ○ (-40)

↔ 24 in / 61 cm

↑↓ 26.5 in / 67 cm

↓ 40 in / 102 cm

⊙ 20 lbs / 9.0 kg

💡 110 17-B10 60max

💡 220 17-B35 40max

AVL 110V, 220V, CCC

◊ (M)
○ (-40), (-211)

Camelot - 2642

Chandelier

🔍 (M) ○ (-211)



↔ 34 in / 86 cm

↑ 60 in / 152 cm

↓ 126 in / 320 cm

⊙ 66 lbs / 29.7 kg

💡 110 57-B10 60max

💡 220 57-B35 40max

AVL 110V, 220V, CCC

🔍 (M)
○ (-40), (-211)

328 | Camelot



Camelot - 2638

Chandelier

⚡ (M) ○ (-40)

- ↔ 28 in / 71 cm
- ↑ 49.5 in / 126 cm
- ↓ 120 in / 305 cm
- ⊕ 50 lbs / 22.5 kg
- 💡 41-B10 60max
110
- 💡 41-B35 40max
220
- AVL 110V, 220V, CCC



Camelot - 2628

Chandelier

⚡ (M) ○ (-211)

- ↔ 28 in / 71 cm
- ↑ 40 in / 102 cm
- ↓ 80 in / 203 cm
- ⊕ 36 lbs / 16.2 kg
- 💡 31-B10 60max
110
- 💡 31-B35 40max
220
- AVL 110V, 220V, CCC



Camelot - 2626


Chandelier

⚡ (M) ○ (-40)

- ↔ 24 in / 61 cm
- ↑ 36 in / 91 cm
- ↓ 40 in / 102 cm
- ⊕ 28 lbs / 12.6 kg
- 💡 22-B10 60max
110
- 💡 22-B35 40max
220
- AVL 110V, 220V, CCC

⚡ (M)
○ (-40), (-211)

22.5 in / 57 cm ↔
32 in / 81 cm ↑↓
40 in / 102 cm ↓
22 lbs / 9.9 kg ⊞
16-B10 60max ⚡
110
16-B35 40max ⚡
220
110V, 220V, CCC AVL



Camelot - 2624
Chandelier
⚡ (M) ○ (-211)

19.5 in / 50 cm ↔
28 in / 71 cm ↑↓
40 in / 102 cm ↓
16 lbs / 7.2 kg ⊞
12-B10 60max ⚡
110
12-B35 40max ⚡
220
110V, 220V, CCC AVL



Camelot - 2622
Chandelier
⚡ (M) ○ (-211)

Camelot - 2620

Close to Ceiling

◊ (M) ○ (-211)



↔ 28 in / 71 cm

↑↓ 15.5 in / 39 cm

⊙ 32 lbs / 14.4 kg

💡 110 21-B10 40max

💡 220 21-B35 25max

AVL 110V, 220V

Camelot - 2619

Close to Ceiling

◊ (M) ○ (-211)



↔ 24 in / 61 cm

↑↓ 14 in / 36 cm

⊙ 28 lbs / 12.6 kg

💡 110 14-B10 40max

💡 220 14-B35 40max

AVL 110V, 220V

◊ (M)
○ (-40), (-211)

19.5 in / 50 cm ↔

11 in / 28 cm ↑↓

11 lbs / 5.0 kg (M)

6-B10 40max 110

6-B35 40max 220

110V, 220V AVL



Camelot - 2618

Close to Ceiling

(M) (-211)

15.5 in / 39 cm ↔

10 in / 25 cm ↑↓

10 lbs / 4.5 kg (M)

4-B10 40max 110

4-B35 40max 220

110V, 220V AVL



Camelot - 2617

Close to Ceiling

(M) (-211)

11 in / 28 cm ↔

7 in / 18 cm ↑↓

4 lbs / 1.8 kg (M)

3-G16-1/2 40max 110

3-B35 25max 220

110V, 220V AVL



Camelot - 2616

Close to Ceiling

(M) (-211)

Camelot - 2612

Wall Sconce

◊ (M) ○ (-211)



↔ 11.5 in / 29 cm

↑↓ 16.5 in / 42 cm

↘ 5.5 in / 14 cm

⊙ 6 lbs / 2.7 kg

💡 110 1-B10 40max

2-G16-1/2 40max

💡 220 3-B35 25max

AVL 110V, 220V

Camelot - 2610

Wall Sconce

◊ (M) ○ (-211)



↔ 11.5 in / 29 cm

↑↓ 7.5 in / 19 cm

↘ 5.5 in / 14 cm

⊙ 4 lbs / 1.8 kg

💡 110 2-G16-1/2 40max

💡 220 2-B35 25max

AVL 110V, 220V

◊ (M)
○ (-40), (-211)



CM8334-401A

CHRYSALITA

—

Like an heirloom cascade of diamonds, Chrysalita's ethereal crystal basket is enhanced with fine strands of crystal-embellished chains. This delicately beautiful piece culminates in a faceted finial drop cut exclusively for Schonbek. While Chrysalita's large chandeliers will delight in grand ballrooms, the smaller designs are ideal for your elegant home.

—

Como una cascada de diamantes de joyas antiguas, el etéreo cesto de cristal del diseño Chrysalita está realizado con finas hebras de cadenas adornadas con cristal. Esta pieza delicada y hermosa culmina en un remate de cristal facetado en forma de gota, exclusivamente tallado para marca Schonbek. Mientras que los modelos grandes de la lámpara de araña Chrysalita son perfectos para realzar grandes salones de baile, los diseños de menor tamaño son ideales para decorar un hogar elegante.

—

Telle une cascade de diamants reçue en héritage, la corbeille éthérée en cristal de Chrysalita est rehaussée de chaînes fines ornées de cristal. Cette pièce à la beauté délicate culmine avec une goutte magistrale facetée dans une taille exclusive de Schonbek. Alors que les grands lustres Chrysalita mettront en valeur une salle de bal imposante, les modèles plus petits sont parfaits pour une maison élégante.

—

Ein zartes Geflecht aus funkelnden Kristallketten umfasst die hell leuchtende Lichtgondel von Chrysalita wie ein diamantenes Erbstück. Der formschöne Korb des Lusters bringt große Ballsäle zum Leuchten, die kleineren Designs sind die perfekte Ergänzung für jedes elegante Zuhause. Die exklusiv für Schonbek facettierten Abschlussstücke geben den Kreationen ihren letzten, bezaubernden Schliff.

—

Come una cascata di diamanti della tradizione, il cesto di cristalli eterei di Chrysalita è decorato con fili sottili di catene arricchite di cristalli. Questo fantastico pezzo delicato culmina in un elemento decorativo a goccia sfaccettato concepito esclusivamente per Schonbek. Mentre i grandi lampadari di Chrysalita accompagnano perfettamente maestose sale da ballo, i design più piccoli sono ideali per case eleganti.

—

Воздушная кристалльная корзина Chrysalita украшена тонкими кристалльными цепочками, словно каскадом бриллиантов, который передаётся в семье из поколения в поколение. Это прекрасное нежное изделие увенчано флероном эксклюзивной каплевидной огранки Schonbek. Большие люстры Chrysalita восхитительно смотрятся в балльных залах, а более миниатюрные идеально подходят для элегантного дома.

CRYSTAL



SPECTRA CRYSTAL
(A)

FINISH




POLISHED STAINLESS
STEEL (-401)



Chrysalita - CM8334

Chandelier

◊ (A) ○ (-401)



220 Canopy



110 Canopy

33.5 in / 85 cm ↔

41 in / 104 cm ↓

40 in / 102 cm ↓

33 lbs / 14.9 kg ⊙

8-G9 40max INCL.  110

8-G9 40max INCL.  220

110V, 220V AVL

◊ (A)
○ (-401)

25 in / 64 cm ↔

33 in / 84 cm ↑

40 in / 102 cm ↓

21 lbs / 9.5 kg Ⓢ

6-G9 40max INCL. 



6-G9 40max INCL. 

110V, 220V AVL



Chrysalita - CM8326

Chandelier

 (A) 

18.5 in / 47 cm ↔

25.5 in / 65 cm ↑

40 in / 102 cm ↓

10 lbs / 4.5 kg Ⓢ

6-G9 40max INCL. 



6-G9 40max INCL. 

110V, 220V AVL



Chrysalita - CM8319

Chandelier

 (A) 

 (A)


Chrysalita - CM8426

Close to Ceiling

⚡ (A) ○ (-401)



↔ 25.5 in / 65 cm

↑↓ 13.5 in / 34 cm

⚖ 17 lbs / 7.7 kg

💡 110 5-G9 40max INCL.

💡 220 5-G9 40max INCL.

AVL 110V, 220V

Chrysalita - CM8419

Close to Ceiling

⚡ (A) ○ (-401)



↔ 18.5 in / 47 cm

↑↓ 11.5 in / 29 cm

⚖ 9 lbs / 4.1 kg

💡 110 4-G9 40max INCL.

💡 220 4-G9 40max INCL.

AVL 110V, 220V

Chrysalita - CM8519

Wall Sconce

⚡ (A) ○ (-401)



↔ 17 in / 43 cm

↑↓ 9.5 in / 24 cm

↙↘ 7 in / 18 cm

⚖ 5 lbs / 2.3 kg

💡 110 2-G9 40max INCL.

💡 220 2-G9 40max INCL.

AVL 110V, 220V

⚡ (A)
○ (-401)



2727-40

EQUINOXE

When the earth's center passes through the sun, the northern and southern hemispheres are equally illuminated. A massive explosion of crystal and light, Equinoxe is composed of a matrix of eight-point star shapes inspired by ancient mosaics, showcasing the grandeur and craft of nineteenth-century Bohemian traditions.

Cuando la Tierra atraviesa el Sol por su eje central, los hemisferios norte y sur están igualmente iluminados. En una explosión masiva de cristal y luz, Equinoxe está compuesta por una matriz de formas de estrella de ocho puntas inspiradas en los mosaicos antiguos, exaltando la grandiosidad y la exquisitez artesanal de las tradiciones Bohemicas decimonónica.

Lorsque le soleil traverse le plan équatorial de la terre, les hémisphères nord et sud sont illuminés de la même manière. Explosion massive de cristal et de lumière, Equinoxe se compose d'une matrice d'étoiles à huit points inspirée des anciennes mosaïques. Il témoigne de la grandeur et de l'artisanat des traditions de la Bohème du 19e siècle.

Wenn die Sonne den Äquator passiert, baden die Nord- und Südhälfte der Erde gleich lang im Licht. Die massive Kristallskulptur von Equinoxe setzt sich aus einer Matrix aus achteckigen Sternen zusammen, die antiken Mosaiken nachempfunden sind. Zugleich versteht sich der moderne Luster als eine Hommage an die Grandezza und traditionelle Handwerkskunst böhmischer Vorfahren im 19. Jahrhundert.

Quando il centro della terra attraversa il sole, gli emisferi settentrionale e meridionale sono illuminati allo stesso modo. Una massiccia esplosione di cristalli e luce, Equinoxe è composto da una matrice di stelle a otto punte ispirata ai mosaici antichi, che mostra la grandiosità e l'abilità delle tradizioni boeme del diciannovesimo secolo.

Когда солнце озаряет центр Земли, северное и южное полушария освещены в равной мере. Equinoxe – впечатляющая вспышка кристаллов и света. Матрица из восьмиугольных звезд имитирует мастерски исполненную древнюю мозаику в стиле величественных богемских традиций 19 века.

CRYSTAL



GEMCUT
(M)

FINISH



POLISHED SILVER
(-40)



AURELIA
(-211)

Equinoxe - 2727

Chandelier

🔍 (M) ○ (-40)



↔ 29.5 in / 75 cm

↑ 58 in / 147 cm

↓ 84 in / 213 cm

⊙ 100 lbs / 45.0 kg

💡 110 63-B10 60max

💡 220 63-B35 40max

AVL 110V, 220V

🔍 (M)
○ (-40), (-211)

342 | Equinoxe



Equinoxe - 2726

Chandelier

⚡ (M) ○ (-211)

- ↔ 29.5 in / 75 cm
- ↑ 36 in / 91 cm
- ↓ 84 in / 213 cm
- ⊙ 66 lbs / 29.7 kg
- 💡 110 45-B10 60max
- 💡 220 43-B35 40max
- 💡 220 2-P45 40max INCL.
- AVL 110V, 220V



Equinoxe - 2725

Chandelier

⚡ (M) ○ (-211)

- ↔ 22.5 in / 57 cm
- ↑ 41.5 in / 105 cm
- ↓ 84 in / 213 cm
- ⊙ 56 lbs / 25.2 kg
- 💡 110 35-B10 60max
- 💡 220 35-B35 40max
- AVL 110V, 220V



Equinoxe - 2724

Chandelier

⚡ (M) ○ (-40)

- ↔ 22.5 in / 57 cm
- ↑ 28 in / 71 cm
- ↓ 80 in / 203 cm
- ⊙ 40 lbs / 18.0 kg
- 💡 110 21-B10 60max
- 💡 220 17-B35 40max
- 💡 220 4-P45 40max INCL.
- AVL 110V, 220V

⚡ (M)
○ (-40), (-211)

29.5 in / 75 cm ↔

23 in / 58 cm ↑

42 in / 107 cm ↓

50 lbs / 22.5 kg Ⓢ

31-B10 60max ⚡
110

31-B35 40max ⚡
220

110V, 220V AVL



Equinoxe - 2716

Chandelier

⚡ (M) ○ (-211)

22.5 in / 57 cm ↔

19 in / 48 cm ↑

40 in / 102 cm ↓

32 lbs / 14.4 kg Ⓢ

15-B10 60max ⚡
110

15-B35 40max ⚡
220

110V, 220V AVL



Equinoxe - 2714

Chandelier

⚡ (M) ○ (-40)

⚡ (M)
○ (-40), (-211)

Equinoxe - 2734

Close to Ceiling

⚡ (M) ○ (-211)



↔ 29.5 in / 75 cm

↑ 16 in / 41 cm

⚖ 46 lbs / 20.7 kg

💡 29-B10 40max

💡 28-B35 25max 1-P45 25max INCL.

AVL 110V, 220V

Equinoxe - 2733

Close to Ceiling

⚡ (M) ○ (-211)



↔ 22.5 in / 57 cm

↑ 13.5 in / 34 cm

⚖ 27 lbs / 12.2 kg

💡 13-B10 40max

💡 13-B35 25max

AVL 110V, 220V

Equinoxe - 2732

Close to Ceiling

⚡ (M) ○ (-211)



↔ 17 in / 43 cm

↑ 10.5 in / 27 cm

⚖ 17 lbs / 7.7 kg

💡 9-B10 25max

💡 9-B35 25max

AVL 110V, 220V

Equinoxe - 2731

Close to Ceiling

⚡ (M) ○ (-211)



↔ 12 in / 30 cm

↑ 9.5 in / 24 cm

⚖ 10 lbs / 4.5 kg

💡 1-B10 40max 4-G16-1/2 40max

💡 1-B35 25max 4-P45 25max INCL.

AVL 110V, 220V

Equinoxe - 2703

Wall Sconce

⚡ (M) ○ (-40)



↔ 17 in / 43 cm

↑ 13 in / 33 cm

⚖ 11 lbs / 5.0 kg

💡 6-B10 40max

💡 5-B35 25max 1-P45 25max INCL.

AVL 110V, 220V

⚡ (M)
○ (-40), (-211)



2657-40



JUBILEE

—
Jubilee is a multi-tiered, star-shaped chandelier with a translucent skin of glass and crystal. This scintillating gem is reminiscent of ice caves and icicles, cascading from the frame like a frosted waterfall.

—
Jubilee es una lámpara de araña en forma de estrella, con elementos superpuestos, que incorpora una cubierta translúcida de vidrio y cristal. Esta gema centelleante recuerda a los pámpanos de hielo, que se descuelgan de su estructura como una catarata helada.

—
Jubilee est un lustre à multiples niveaux en forme d'étoile avec un revêtement translucide de verre et de cristal. Cette gemme scintillante évoque les grottes de glace et les glaçons qui dégringolent de la structure comme une chute d'eau glacée.

—
Das mehrstufige Konzept des sternförmigen Kristallusters glänzt mit einem lichthellen Wechselspiel aus Glasstäben und Kristall. Das Design von Jubilee entstammt dem eindrucksvollen Anblick von Eishöhlen und massiven Eiszapfen, die wie ein gefrorener Wasserfall in die Tiefe sprudeln.

—
Jubilee è un lampadario composto da elementi sovrapposti a forma di stella con un rivestimento traslucido di vetro e cristallo. Questa gemma scintillante ricorda caverne di ghiaccio e ghiaccioli che cadono dalla struttura come cascate d'acqua ghiacciata.

—
Jubilee - многослойная люстра в форме звезды с пропускающей свет кожей из стекла и кристаллов. Этот мерцающий шедевр напоминает ледяные пещеры и сосульки, свисающие с каркаса наподобие замёрзшего водопада.

FAMILY OPTIONS



GEMCUT
(M)

FAMILY OPTIONS



POLISHED SILVER
(-40)



AURELIA
(-211)

Jubilee - 2667

Chandelier

📏 (M) ○ (-211)



↔ 28 in / 71 cm

↑ 70 in / 178 cm

↓ 126 in / 320 cm

⊙ 70 lbs / 31.5 kg

💡 110 57-B10 60max 6-G16-1/2 60max

💡 220 57-B35 40max 6-T26 25max INCL.

AVL 110V, 220V

📏 (M)
○ (-40), (-211)

348 | Jubilee



Jubilee - 2663

Chandelier

⚡ (M) ○ (-40)

↔ 20 in / 51 cm

↑ 52 in / 132 cm

↓ 120 in / 305 cm

⊙ 42 lbs / 18.9 kg

💡
110 33-B10 60max

💡
110 8-G16-1/2 60max

💡
220 37-B35 40max

💡
220 4-P45 40max INCL.

AVL 110V, 220V



Jubilee - 2661

Chandelier

⚡ (M) ○ (-211)

↔ 17 in / 43 cm

↑ 44.5 in / 113 cm

↓ 120 in / 305 cm

⊙ 28 lbs / 12.6 kg

💡
110 17-B10 60max

💡
110 8-G16-1/2 60max

💡
220 17-B35 40max

💡
220 4-P45 40max INCL.

AVL 110V, 220V

⚡ (M)
○ (-40), (-211)

27.5 in / 70 cm ↔

40 in / 102 cm ↑↓

120 in / 305 cm ↓

41 lbs / 18.5 kg Ⓢ

29-B10 60max Ⓢ
110

4-G16-1/2 60max Ⓢ
110

29-B35 40max Ⓢ
220

4-P45 40max INCL. Ⓢ
220

110V, 220V AVL



Jubilee - 2657

Chandelier

Ⓢ (M) ○ (-40)

23.5 in / 60 cm ↔

20 in / 51 cm ↑↓

40 in / 102 cm ↓

22 lbs / 9.9 kg Ⓢ

13-B10 60max Ⓢ
110

2-G16-1/2 60max Ⓢ
110

15-B35 40max Ⓢ
220

110V, 220V AVL



Jubilee - 2654

Chandelier

Ⓢ (M) ○ (-211)

20.5 in / 52 cm ↔

18 in / 46 cm ↑↓

40 in / 102 cm ↓

18 lbs / 8.1 kg Ⓢ

11-B10 60max Ⓢ
110

2-G16-1/2 60max Ⓢ
110

11-B35 40max Ⓢ
220

2-P45 40max INCL. Ⓢ
220

110V, 220V AVL



Jubilee - 2652

Chandelier

Ⓢ (M) ○ (-211)

Ⓢ (M)
○ (-40), (-211)



Jubilee - 2650
Chandelier
⚡ (M) ○ (-211)

- ↔ 17.5 in / 44 cm
- ↑ 16 in / 41 cm
- ↓ 40 in / 102 cm
- ⊙ 11 lbs / 5.0 kg
- 💡₁₁₀ 7-B10 60max
- 💡₁₁₀ 2-G16-1/2 60max
- 💡₂₂₀ 9-B35 40max
- AVL 110V, 220V



Jubilee - 2648
Chandelier
⚡ (M) ○ (-211)

- ↔ 14 in / 36 cm
- ↑ 14 in / 36 cm
- ↓ 40 in / 102 cm
- ⊙ 9 lbs / 4.1 kg
- 💡₁₁₀ 3-B10 60max
- 💡₁₁₀ 4-G16-1/2 60max
- 💡₂₂₀ 3-B35 40max
- 💡₂₂₀ 4-P45 40max INCL.
- AVL 110V, 220V



Jubilee - 2673
Wall Sconce
⚡ (M) ○ (-211)

- ↔ 11 in / 28 cm
- ↑ 15 in / 38 cm
- ↙ 6 in / 15 cm
- ⊙ 7 lbs / 3.2 kg
- 💡₁₁₀ 1-B10 40max
- 💡₁₁₀ 3-G16-1/2 40max
- 💡₂₂₀ 4-B35 25max
- AVL 110V, 220V

⚡ (M)
○ (-40), (-211)



1560-76A

PETIT CRYSTAL

Inspired by the classical crystal basket designs of the chandeliers of the Empire era, which drew from the purity of neoclassical lines, Petit Crystal features a densely woven crystal surface that diffuses soft light on your interior.

Inspirado en los diseños clásicos de la cesta de cristal de las lámparas de araña de estilo Imperio, que se inspiró en la pureza de las líneas neoclásicas, Petit Crystal presenta una superficie de cristal densamente entretejida que dispersará una luz suave en su estancia.

Inspiré des corbeilles en cristal classiques, caractéristiques des lustres de style Empire qui s'inspiraient de la pureté des lignes néoclassiques, Petit Crystal arbore une surface en cristal à la trame tissée dense et diffuse une lumière douce dans votre intérieur.

Für dieses Design war das klassische Korbdesign der Kristalluster im Empire prägend: In Petit Crystal gruppieren sich die Reinheit neoklassizistischer Linien und eng miteinander verwobene Kristalle zu einem majestätischen Gewölbe, das ein sanftes Licht auf alle Flächen wirft.

Inspirato ai design a cesto classici in cristallo dei lampadari stile Impero, che derivavano dalla purezza delle linee neoclassiche, Petit Crystal si contraddistingue per una superficie in cristallo densamente intrecciata che diffonde una luce tenue negli interni.

Люстра Petit Crystal напоминает классические кристалльные люстры-корзины эпохи ампира, унаследовавших простые неоклассические очертания. Она озаряет интерьер мягким рассеянным светом сквозь плотную поверхность из переплетённых кристалльных нитей.

CRYSTAL

AVL 110V only



SPECTRA CRYSTAL
(A)



CRYSTALS FROM
SWAROVSKI (S)

FINISH



POLISHED SILVER
(-40)



HEIRLOOM BRONZE
(-76)



AURELIA
(-211)

24 in / 61 cm ↔

11 in / 28 cm ↑↓

16 lbs / 7.2 kg ⚡

12-G16-1/2 40max ⚡
110

110V AVL



Petit Crystal - 1574

Close to Ceiling

⚡ (A) ○ (-211)

18 in / 46 cm ↔

9 in / 23 cm ↑↓

8 lbs / 3.6 kg ⚡

9-G16-1/2 40max ⚡
110

110V AVL



Petit Crystal - 1568

Close to Ceiling

⚡ (A) ○ (-211)

14 in / 36 cm ↔

7.5 in / 19 cm ↑↓

5 lbs / 2.3 kg ⚡

5-G16-1/2 40max ⚡
110

110V AVL



Petit Crystal - 1564

Close to Ceiling

⚡ (A) ○ (-40)

Petit Crystal - 1562

Close to Ceiling

◆ (A) ○ (-211)



↔ 12 in / 30 cm

↑↓ 6.5 in / 17 cm

⦿ 4 lbs / 1.8 kg

💡 5-G16-1/2 40max

AVL 110V

Petit Crystal - 1560

Close to Ceiling

◆ (A) ○ (-40)



↔ 10 in / 25 cm

↑↓ 5.5 in / 14 cm

⦿ 3 lbs / 1.4 kg

💡 4-G16-1/2 40max

AVL 110V

Petit Crystal - 1558

Close to Ceiling

◆ (A) ○ (-211)



↔ 8 in / 20 cm

↑↓ 5.5 in / 14 cm

⦿ 2 lbs / 0.9 kg

💡 3-G16-1/2 40max

AVL 110V

◆ (A), (S)
○ (-40), (-76), (-211)



6618-40A

PETIT CRYSTAL DELUXE

These grandiose chandeliers, inspired by classic Empire designs, feature an abundance of angular crystals in myriad shapes. This design will add pizzazz to more minimalist spaces, or complement a highly glamorous décor.

Estas grandiosas lámparas de arañas, inspiradas en los diseños clásicos de estilo Imperio, presentan una abundancia de cristales angulares en un sinfín de formas. El diseño perfecto para dar un toque mágico a los espacios minimalistas o para complementar una decoración exuberante altamente glamorosa.

Ces chandeliers grandioses, inspirés des modèles classiques de style Empire, arborent une abondance de cristaux angulaires dans une myriade de formes. Ce design ajoutera du dynamisme à des espaces plus minimalistes, ou rehaussera un intérieur ultra glamour.

Diese grandiosen Kristalluster sind vom Empire Stil inspiriert. Die fließende Vielfalt präzise geschliffener Kristalle in verschiedenen Formen verleiht puristisch gestalteten Räumen ein funkeln des Flair und ist die perfekte Ergänzung für ein glamouröses Interieur.

Questi grandiosi lampadari ispirati ai design classici dello stile Impero, sono caratterizzati da un'abbondanza di cristalli angolari di una miriade di forme. Questo design dona brio a spazi prevalentemente minimalisti o completa un arredamento altamente glamour.

Эти грандиозные люстры, вариация на тему классического стиля ампир, усыпаны кристаллами всевозможных форм. Такой дизайн придаст оригинальности минималистичному интерьеру и удачно дополнит смелый роскошный декор.

CRYSTAL



GEMCUT
(M)



SPECTRA CRYSTAL
(A)



CRYSTALS FROM
SWAROVSKI (S)

FINISH



POLISHED SILVER
(-40)



AURELIA
(-211)

Petit Crystal Deluxe - 6618

Chandelier

🔍 (A) ○ (-40)



↔ 24 in / 61 cm

↑ 34 in / 86 cm

↓ 40 in / 102 cm

⊙ 22 lbs / 9.9 kg

💡 110 23-B10 60max

💡 220 23-B35 40max

AVL 110V, 220V, CCC

🔍 (M), (A), (S)
○ (-40), (-211)

358 | Petit Crystal Deluxe

Petit Crystal Deluxe - 6616

Chandelier

◊ (A) ○ (-211)



21 in / 53 cm ↔

31 in / 79 cm ↓

40 in / 102 cm ↓

20 lbs / 9.0 kg Ⓢ

16-B10 60max 4-G16-1/2 60max Ⓢ

16-B35 40max 4-P45 40max INCL. Ⓢ

110V, 220V, CCC AVL

◊ (M), (A), (S)
○ (-40), (-211)

48 in / 122 cm ↔

21 in / 53 cm ↑↓

190 lbs / 85.5 kg (M)

36-G16-1/2 25max (S) (M) (A) (S)

36-B35 40max (S) (M) (A) (S)

110V, 220V AVL



Petit Crystal Deluxe - 5897

Close to Ceiling

(S) (M) (A) (S)

36 in / 91 cm ↔

17 in / 43 cm ↑↓

125 lbs / 56.3 kg (M)

27-G16-1/2 25max (S) (M) (A) (S)

27-B35 40max (S) (M) (A) (S)

110V, 220V AVL



Petit Crystal Deluxe - 5896

Close to Ceiling

(S) (M) (A) (S)

30.5 in / 77 cm ↔

15.5 in / 39 cm ↑↓

49 lbs / 22.1 kg (M)

21-G16-1/2 40max (S) (M) (A) (S)

21-P45 40max (S) (M) (A) (S)

110V, 220V AVL



Petit Crystal Deluxe - 5898

Close to Ceiling

(M) (A) (S)

(M), (A), (S)
(-40), (-211)

Petit Crystal Deluxe - 5895

Close to Ceiling

◆ (M) ○ (-211)



↔ 24 in / 61 cm

↑↓ 12 in / 30 cm

⊙ 24 lbs / 10.8 kg

💡 110 13-G16-1/2 25max

💡 220 13-B35 40max

AVL 110V, 220V

Petit Crystal Deluxe - 5894

Close to Ceiling

◆ (M) ○ (-211)



↔ 18 in / 46 cm

↑↓ 10 in / 25 cm

⊙ 13 lbs / 5.9 kg

💡 110 9-G16-1/2 40max

💡 220 9-B35 40max

AVL 110V, 220V

Petit Crystal Deluxe - 5893

Close to Ceiling

◆ (M) ○ (-40)



↔ 14 in / 36 cm

↑↓ 8 in / 20 cm

⊙ 7 lbs / 3.2 kg

💡 110 5-G16-1/2 40max

💡 220 6-B35 40max

AVL 110V, 220V

◆ (M), (A), (S)
○ (-40), (-211)

12 in / 30 cm ↔


8 in / 20 cm ↑↓

6 lbs / 2.7 kg (M)

5-G16-1/2 40max (A) 110

5-B35 40max (S) 220

110V, 220V AVL



Petit Crystal Deluxe - 5892

Close to Ceiling

(M) (-211)

10 in / 25 cm ↔

7 in / 18 cm ↑↓

4 lbs / 1.8 kg (M)

4-G16-1/2 40max (A) 110

4-P45 40max (S) 220

110V, 220V AVL



Petit Crystal Deluxe - 5891

Close to Ceiling

(M) (-211)

8 in / 20 cm ↔

6 in / 15 cm ↑↓

3 lbs / 1.4 kg (M)

3-G16-1/2 40max (A) 110

3-B35 25max (S) 220

110V, 220V AVL



Petit Crystal Deluxe - 5890

Close to Ceiling

(M) (-40)

Petit Crystal Deluxe - 5902

Close to Ceiling

⚡ (A) ○ (-40)



↔ 14 in / 36 cm

↑↓ 13 in / 33 cm

⚖ 6 lbs / 2.7 kg

💡 4-B10 40max 4-G16-1/2 40max

💡 8-B35 40max

AVL 110V, 220V

Shown with 110V Canopy

Petit Crystal Deluxe - 5901

Close to Ceiling

⚡ (A) ○ (-40)



↔ 12 in / 30 cm

↑↓ 12 in / 30 cm

⚖ 5 lbs / 2.3 kg

💡 6-B10 40max

💡 6-B35 40max

AVL 110V, 220V

Shown with 110V Canopy

Petit Crystal Deluxe - 5900

Close to Ceiling

⚡ (A) ○ (-40)



↔ 10 in / 25 cm

↑↓ 10 in / 25 cm

⚖ 4 lbs / 1.8 kg

💡 4-G16-1/2 40max

💡 3-P45 40max

AVL 110V, 220V

Shown with 110V Canopy

Petit Crystal Deluxe - 6600

Wall Sconce

⚡ (A) ○ (-211)



↔ 10 in / 25 cm

↑↓ 7.5 in / 19 cm

↖ 5 in / 13 cm

⚖ 4 lbs / 1.8 kg

💡 3-G16-1/2 40max INCL.

💡 3-P45 40max INCL.

AVL 110V, 220V

⚡ (M), (A), (S)
○ (-40), (-211)



5044-76A

RIALTO

A basket of thick round crystals hangs from an ornate crown, whose acanthus leaf pattern draws from classical architecture. Rialto, inspired by eighteenth-century Empire chandeliers, brings imperial splendor to your space.

El cesto de gruesos cristales redondos cuelga de una elaborada corona cuyo diseño, con motivos de hoja de acanto, está inspirado en la arquitectura clásica. Rialto, inspirada en las lámparas de araña de estilo Imperio del siglo XVIII, aportará un toque de esplendor imperial a sus estancias.

Une corbeille de cristaux ronds épais est suspendue à une couronne richement détaillée dont le motif de feuilles d'acanthé est issu de l'architecture classique. Rialto, inspiré des lustres de style Empire du 18e siècle, offre une splendeur impériale à votre espace.


Unter der mit Akanthusblättern verzierten Krone erzielt das Korbdesign mit vielen funkelnden Kristallen besonders formschöne Wirkung. Rialto zieht seine Inspirationen aus der klassischen Architektur und erklärt den kaiserlichen Glanz des Empire Stils im 18. Jahrhundert zum Nonplusultra für modernes Wohnen.

Un cesto di spessi cristalli arrotondati è appeso a una corona ornamentale il cui disegno a foglia di acanto deriva dall'architettura classica. Rialto, ispirato ai lampadari stile Impero del diciottesimo secolo, porta lo splendore imperiale nelle case.

Корзина из толстых круглых кристаллов подвешена к венцу с узором в виде листьев аканта, характерным для классической архитектуры. Rialto, наша вариация на тему люстр 18 века в стиле ампир, внесёт в интерьер ноту имперского великолепия.

CRYSTAL

AVL 110V only



SPECTRA CRYSTAL
(A)



CRYSTALS FROM
SWAROVSKI (S)

FINISH



HEIRLOOM GOLD
(-22)



ETRUSCAN GOLD
(-23)



FRENCH GOLD
(-26)



PARCHMENT GOLD
(-27)



ANTIQUÉ SILVER
(-48)



PARCHMENT BRONZE
(-74)




HEIRLOOM BRONZE
(-76)

24 in / 61 cm ↔

12 in / 30 cm ↑↓

18 lbs / 8.1 kg ⚠

10-B10 40max  110

4-G16-1/2 40max  110

110V AVL



Rialto - 5054

Close to Ceiling


 (A) ○ (-48)

18 in / 46 cm ↔

7.5 in / 19 cm ↑↓

9 lbs / 4.1 kg ⚠

5-B10 40max  110


3-G16-1/2 40max  110

110V AVL



Rialto - 5048


Close to Ceiling

 (A) ○ (-22)

14 in / 36 cm ↔

7.5 in / 19 cm ↑↓

6 lbs / 2.7 kg ⚠


6-G16-1/2 40max  110

110V AVL



Rialto - 5044

Close to Ceiling

 (A) ○ (-76)

Rialto - 5042

Close to Ceiling

⚡ (A) ○ (-48)



↔ 12 in / 30 cm

↑↓ 7 in / 18 cm

⚡ 5 lbs / 2.3 kg

💡 5-G16-1/2 40max
110

AVL 110V

Rialto - 5040

Close to Ceiling

⚡ (A) ○ (-27)



↔ 10 in / 25 cm

↑↓ 6.5 in / 17 cm

⚡ 4 lbs / 1.8 kg

💡 4-G16-1/2 40max
110

AVL 110V

Rialto - 5038

Close to Ceiling

⚡ (A) ○ (-23)



↔ 8 in / 20 cm

↑↓ 6 in / 15 cm

⚡ 2 lbs / 0.9 kg

💡 3-G16-1/2 40max
110

AVL 110V

Rialto - 5055

Wall Sconce

⚡ (A) ○ (-74)



↔ 9 in / 23 cm

↑↓ 7.5 in / 19 cm

↗ 4.5 in / 11 cm

⚡ 3 lbs / 1.4 kg

💡 3-G16-1/2 40max
110

AVL 110V

⚡ (A), (S)
○ (-22), (-23), (-26), (-27), (-48), (-74), (-76)



3720-23A

ROMAN EMPIRE

—

From a delicate crown of precious metal and cut-crystal laurel leaves, a river of light falls into a basket shape inspired by Empire-era chandeliers. Roman Empire recalls heritage crystal ornaments created by the Schonbek house over one hundred years ago.

—

De su delicada corona de hojas de laurel realizadas en metales preciosos y cristal tallado se descuelga un río de luz que desemboca en un cesto inspirado en las lámparas de araña de estilo Imperio. Roman Empire evoca las tradicionales decoraciones de cristal creadas por la firma Schonbek desde hace más de cien años.

—

Une rivière de lumière provenant d'une couronne délicate de métal précieux et de feuilles de laurier en cristal taillé s'écoule dans une forme de corbeille inspirée des lustres de style Empire. Roman Empire rappelle les ornements patrimoniaux en cristal créés par la maison Schonbek il y a une centaine d'années de cela.

—

Angelehnt an eine Kristallornamentik, die Schonbek vor mehr als einem Jahrhundert entworfen hat, wird Roman Empire von Kristall-Lorbeerblättern im böhmischen Stil gekrönt. Von dieser dezenten Krone aus Edelmetall ergießt sich ein wahrer Strom des Lichts in die Korbform, die von den Lustern des Empire inspiriert ist.

—

Da una delicata corona di metalli preziosi e foglie di alloro in cristallo tagliato, un fiume di luce cade in un cesto ispirato ai lampadari stile Impero. Roman Empire richiama gli ornamenti in cristallo della tradizione creati dalla casa Schonbek oltre cento anni fa.

—

Свет рекой льётся из аккуратного венца из драгоценного металла с лавровыми листьями из огранённых кристаллов в корзину, напоминающую формой люстры в стиле ампира. Roman Empire – наше посвящение историческим кристалльным орнаментам, созданным мастерами Schonbek более ста лет назад.

FAMILY OPTIONS



SPECTRA CRYSTAL
(A)



CRYSTALS FROM
SWAROVSKI (S)

FAMILY OPTIONS



HEIRLOOM GOLD
(-22)



ETRUSCAN GOLD
(-23)



FRENCH GOLD
(-26)



POLISHED SILVER
(-40)



ANTIQUÉ SILVER
(-48)



BLACK PEARL
(-49)



HEIRLOOM BRONZE
(-76)



AURELIA
(-211)

Roman Empire - 3724

Chandelier

🔍 (A) ○ (-211)



↔ 51 in / 130 cm

↑ 67 in / 170 cm

↓ 84 in / 213 cm

⊙ 148 lbs / 66.6 kg

💡 110 58-B10 60max

💡 220 58-B35 40max

AVL 110V, 220V, CCC

🔍 (A), (S)


○ (-22), (-23), (-26), (-40), (-48), (-49), (-76), (-211)

370 | Roman Empire

Roman Empire- 3720

Chandelier

◈ (A) ○ (-23)




32 in / 81 cm ↔

38 in / 97 cm ↓

42 in / 107 cm ↓

46 lbs / 20.7 kg Ⓢ

28-B10 60max  110

28-B35 40max  220

110V, 220V, CCC AVL

◈ (A), (S)
○ (-22), (-23), (-26), (-40), (-48), (-49), (-76), (-211)

26 in / 66 cm ↔

31 in / 79 cm ↑

40 in / 102 cm ↓

32 lbs / 14.4 kg (Ⓢ)

20-B10 60max (💡) 110

1-G16-1/2 60max (💡) 110

20-B35 40max (💡) 220

1-P45 40max INCL. (💡) 220

110V, 220V, CCC AVL



Roman Empire - 3718

Chandelier
Ⓢ (A) ○ (-40)

21 in / 53 cm ↔

26 in / 66 cm ↑

40 in / 102 cm ↓

18 lbs / 8.1 kg (Ⓢ)

16-B10 60max (💡) 110

16-B35 40max (💡) 220

110V, 220V, CCC AVL



Roman Empire - 3716

Chandelier
Ⓢ (A) ○ (-22)

16.5 in / 42 cm ↔

20.5 in / 52 cm ↑

40 in / 102 cm ↓

12 lbs / 5.4 kg (Ⓢ)

10-B10 60max (💡) 110

4-B35 40max (💡) 220

6-P45 40max INCL. (💡) 220

110V, 220V, CCC AVL



Roman Empire - 3714

Chandelier
Ⓢ (A) ○ (-22)

Ⓢ (A), (S)

○ (-22), (-23), (-26), (-40), (-48), (-49), (-76), (-211)

372 | Roman Empire

Roman Empire - 3703

Close to Ceiling

⚡ (A) ○ (-22)



↔ 21 in / 53 cm

↑↓ 12 in / 30 cm

⊕ 13 lbs / 5.9 kg

💡 110 10-B10 40max

💡 220 10-B35 40max

AVL 110V, 220V

Roman Empire - 3702

Close to Ceiling

⚡ (A) ○ (-211)



↔ 16.5 in / 42 cm

↑↓ 9 in / 23 cm

⊕ 8 lbs / 3.6 kg

💡 110 6-B10 40max INCL.

💡 220 6-P45 40max INCL.

AVL 110V, 220V

Roman Empire - 3710

Wall Sconce

⚡ (A) ○ (-22)



↔ 15 in / 38 cm

↑↓ 20.5 in / 52 cm

↗ 7 in / 18 cm

⊕ 6 lbs / 2.7 kg

💡 110 1-B10 40max 5-G12 40max INCL.

💡 220 3-B35 40max 3-P45 40max INCL.

AVL 110V, 220V

Roman Empire - 3708

Wall Sconce

⚡ (A) ○ (-22)



↔ 15 in / 38 cm

↑↓ 8.5 in / 22 cm

↗ 7 in / 18 cm

⊕ 4 lbs / 1.8 kg

💡 110 3-B10 40max INCL.

💡 220 3-P45 40max INCL.

AVL 110V, 220V

⚡ (A), (S)
○ (-22), (-23), (-26), (-40), (-48), (-49), (-76), (-211)



9843-48A

TIARA

Inspired by the bejeweled coronets worn by the ladies of nobility, Tiara is an original Schonbek design. Its sophisticated lace-like frame is adorned with tiny crystal beads, as if sparkling from within. The basket of crystals falling from the crown recalls the lines of Empire-style chandeliers, while creating a timeless majestic feel.

Inspirada en las pequeñas coronas con incrustaciones de piedras preciosas, Tiara es un diseño original de Schonbek. Su sofisticada estructura, que recuerda a los bordados de encaje, está decorada con minúsculas cuentas de cristal que parecen brillar desde el interior. El cesto de cristales que se descuelgan desde la corona evoca las líneas del estilo Imperio de las lámparas de araña a la vez que dan lugar a una estética majestuosa y atemporal.

Inspiré des couronnes parées de bijoux que portaient les dames de la noblesse, Tiara est un design original de Schonbek. Sa structure sophistiquée en dentelle est ornée de minuscules perles en cristal et semble scintiller de l'intérieur. Le panier de cristaux s'échappant de la couronne rappelle les lignes des lustres de style Empire tout en créant un sentiment majestueux intemporel.

Tiara, ein Original Schonbek Design, ist eine Stilisierung der juwelenverzierten Diademe, welche die Häupter adliger Damen krönten. Kleine Kristallperlen lassen das filigrane Spitzendesign des Rahmens von innen heraus leuchten. Der prachtvolle Kristallkorb, der an die grafischen Linien des Empire Stils erinnert, schwebt in zeitlos majestätischer Würde unter der funkelnden Krone.

Inspirato alle coroncine adornate di pietre preziose indossate dalle nobildonne, Tiara presenta un design originale Schonbek. La sua struttura sofisticata simile ai merletti è decorata con piccole perle di cristallo, come se brillasse dall'interno. Il cesto di cristalli che cade dalla corona ricorda le linee dei lampadari stile Impero creando al contempo un maestoso effetto senza tempo.

На создание люстры Tiara мастеров Schonbek вдохновили сверкающие диадемы, популярные среди дам из высшего общества. Изысканная ажурная основа украшена миниатюрными кристалльными бусинами, словно сияющими изнутри. Подвешенная к венцу кристалльная корзина напоминает очертания люстр в стиле ампир и создаёт ощущение величия, неподвластного времени.

CRYSTAL



SPECTRA CRYSTAL
(A)

FINISH



HEIRLOOM GOLD
(-22)



ETRUSCAN GOLD
(-23)



FRENCH GOLD
(-26)



ANTIQUÉ SILVER
(-48)



JET BLACK
(-55)



HEIRLOOM BRONZE
(-76)



Tiara - 9849

Pendant

◊ (A) ○ (-48)



↔ 24.5 in / 62 cm

↑ 29 in / 74 cm

↓ 40 in / 102 cm

⊙ 16 lbs / 7.2 kg

💡
110 5-B10 60max

💡
110 4-G16-1/2 60max

💡
220 5-B35 40max

💡
220 4-P45 40max INCL.

AVL 110V, 220V

Tiara - 9847

Pendant

◊ (A) ○ (-55)



↔ 20 in / 51 cm

↑ 28 in / 71 cm

↓ 40 in / 102 cm

⊙ 11 lbs / 5.0 kg

💡
110 4-B10 60max

💡
220 3-G16-1/2 60max

💡
220 6-B35 40max


AVL: 110V, 220V

◊ (A)
○ (-22), (-23), (-26), (-48), (-55), (-76)

30 in / 76 cm ↔

19.5 in / 50 cm ↓

22 lbs / 9.9 kg Ⓢ

17-B10 60max  110

17-B35 40max  220


110V, 220V AVL

Shown with 110V Canopy



Tiara - 9845


Close to Ceiling

 (A)  (-26)

20 in / 51 cm ↔

13.5 in / 34 cm ↓

9 lbs / 4.1 kg Ⓢ

6-B10 60max  110

3-G16-1/2 60max

6-B35 40max  220

3-P45 40max INCL.


110V, 220V AVL

Shown with 110V Canopy



Tiara - 9843

Close to Ceiling

 (A)  (-48)

15 in / 38 cm ↔

10.5 in / 27 cm ↓

5 lbs / 2.3 kg Ⓢ

5-G16-1/2 60max INCL.  110

4-P45 40max INCL.  220



110V, 220V AVL

Shown with 110V Canopy



Tiara - 9841

Close to Ceiling

 (A)  (-22)

Tiara - 9803

Close to Ceiling

⚡ (A) ○ (-48)



↔ 20 in / 51 cm

↑ 8 in / 20 cm

⊖ 10 lbs / 4.5 kg

💡 9-G16-1/2 25max INCL.

💡 9-P45 40max INCL.

AVL 110V, 220V

Tiara - 9802

Close to Ceiling

⚡ (A) ○ (-23)



↔ 18 in / 46 cm

↑ 7 in / 18 cm

⊖ 8 lbs / 3.6 kg

💡 6-G16-1/2 40max INCL.

💡 6-P45 40max INCL.

AVL 110V, 220V

Tiara - 9801

Close to Ceiling

⚡ (A) ○ (-22)



↔ 15 in / 38 cm

↑ 6 in / 15 cm

⊖ 5 lbs / 2.3 kg

💡 5-G16-1/2 25max INCL.

💡 5-P45 40max INCL.

AVL 110V, 220V

Tiara - 9800

Close to Ceiling

⚡ (A) ○ (-23)



↔ 12 in / 30 cm

↑ 5.5 in / 14 cm

⊖ 4 lbs / 1.8 kg

💡 3-G16-1/2 25max

💡 3-P35 25max

AVL 110V, 220V

⚡ (A)
○ (-22), (-23), (-26), (-48), (-55), (-76)



5856S

TRILLIANE

A signature Schonbek chandelier, Trilliane blends the grandeur of Antiquity with the opulence of an all-crystal masterpiece. Glimmering with inverted pendeloques, it is created using a historically revolutionary technique that evokes the rawness of mineral crystal.

Trilliane, una de las lámparas de araña emblemáticas de Schonbek, combina la grandiosidad de la Antigüedad con la opulencia de las obras maestras ejecutadas íntegramente en cristal. Con brillantes pendeloques invertidos, se trata de una pieza creada mediante una técnica históricamente revolucionaria que emula el acabado abrupto del cristal mineral.

Lustre signature de Schonbek, Trilliane associe la grandeur de l'Antiquité à l'opulence d'un chef-d'œuvre tout en cristal. Étincelant avec des pendeloques inversées, il est confectionné à l'aide d'une technique historiquement révolutionnaire qui évoque l'âpreté du cristal minéral.

Trilliane ist ein Schonbek Original, das die erhabene Größe der Antike mit der Pracht und Schönheit eines kristallinen Meisterwerks vereint. Das innovative Design besteht mit umgekehrten Kristallkomponenten, einer weltrevolutionären Technik, die dem natürlichen Wachstum des Mineralkristalls entlehnt ist und bis heute völlig neue Maßstäbe setzt.

Un lampadario caratteristico Schonbek, Trilliane unisce la grandezza dell'Antichità all'opulenza di un'opera d'arte interamente in cristallo. Sfavillante con pendeloque "inverted" (ovvero, con incisione a bassorilievo nel retro del cristallo), è realizzato utilizzando una tecnica storicamente rivoluzionaria che evoca la crudezza del cristallo minerale.

В фирменной люстре Schonbek Trilliane великолепие античности сочетается с пышностью шедевра, целиком изготовленного из кристаллов. Производство с перевёрнутыми подвесками сделано в кардинально новой технике, благодаря которой материал напоминает необработанные натуральные кристаллы.

CRYSTAL



SPECTRA CRYSTAL
(A)



CRYSTALS FROM
SWAROVSKI (S)

FINISH



POLISHED SILVER
(-40)

Trilliane - 5875

Chandelier

⚡ (A) ○ (-40)



↔ 48 in / 122 cm

↑ 56 in / 142 cm

↓ 126 in / 320 cm

⊙ 156 lbs / 70.2 kg

💡 110 75-B10 60max 1-G16-1/2 60max

💡 220 74-B35 40max 1-P45 40max INCL.

AVL 110V, 220V, CCC



110 Canopy
*contact customer service for 220 canopy information

⚡ (A), (S)
○ (-40)

382 | Trilliane

Trilliane - 5874

Chandelier

◊ (A) ○ (-40)



↔ 40 in / 102 cm

↑ 43 in / 109 cm

↓ 126 in / 320 cm

⊙ 102 lbs / 45.9 kg

💡
110 62-B10 60max

💡
110 1-G16-1/2 60max

💡
220 57-B35 40max

💡
220 6-P45 40max INCL.

AVL 110V, 220V, CCC

Trilliane - 5873

Chandelier

◊ (A) ○ (-40)



↔ 33 in / 84 cm

↑ 35 in / 89 cm

↓ 126 in / 320 cm

⊙ 66 lbs / 29.7 kg

💡
110 52-B10 60max

💡
110 1-G16-1/2 60max

💡
220 52-B35 40max

💡
220 1-P45 40max INCL.

AVL 110V, 220V, CCC

◊ (A), (S)
○ (-40)

24 in / 61 cm ↔
24 in / 61 cm ↑↓
80 in / 203 cm ↓
47 lbs / 21.2 kg ⊕
24-B10 60max ⚡
110
24-B35 40max ⚡
220
110V, 220V, CCC AVL



Trilliane - 5858
Chandelier
⊕ (A) ○ (-40)

20 in / 51 cm ↔
19 in / 48 cm ↑↓
40 in / 102 cm ↓
30 lbs / 13.5 kg ⊕
15-B10 60max ⚡
110
15-B35 40max ⚡
220
110V, 220V, CCC AVL



Trilliane - 5851
Chandelier
⊕ (A) ○ (-40)

25 in / 64 cm ↔
19 in / 48 cm ↑↓
80 in / 203 cm ↓
37 lbs / 16.7 kg ⊕
15-B10 60max ⚡
110
15-B35 40max ⚡
220
110V, 220V, CCC AVL



Trilliane - 5855
Pendant
⊕ (A) ○ (-40)



Trilliane - 5854

Pendant

⚡ (A) ○ (-40)

- ↔ 20.5 in / 52 cm
- ↑ 15.5 in / 39 cm
- ↓ 40 in / 102 cm
- ⊙ 26 lbs / 11.7 kg
- 💡 110 12-B10 60max
- 💡 220 8-B35 40max
- AVL 110V, 220V, CCC



Trilliane - 5853

Pendant

⚡ (A) ○ (-40)

- ↔ 16 in / 41 cm
- ↑ 13 in / 33 cm
- ↓ 40 in / 102 cm
- ⊙ 14 lbs / 6.3 kg
- 💡 110 6-B10 60max
- 💡 220 4-B35 40max
- AVL 110V, 220V, CCC



Trilliane - 5852

Pendant

⚡ (A) ○ (-40)

- ↔ 11 in / 28 cm
- ↑ 10.5 in / 27 cm
- ↓ 40 in / 102 cm
- ⊙ 8 lbs / 3.6 kg
- 💡 110 4-B10 60max
- 💡 220 3-B35 40max
- AVL 110V, 220V, CCC

⚡ (A), (S)
○ (-40)

28 in / 71 cm ↔
30 in / 76 cm ↑↓
126 in / 320 cm ↓
50 lbs / 22.5 kg (⊙)
39-B10 60max (💡)
1-G16-1/2 60max (💡)
39-B35 40max (💡)
110V, 220V, CCC AvL



Trilliane - 5872
Chandelier
⊙ (A) ○ (-40)

24 in / 61 cm ↔
24 in / 61 cm ↑↓
80 in / 203 cm ↓
35 lbs / 15.8 kg (⊙)
24-B10 60max (💡)
24-B35 40max (💡)
110V, 220V, CCC AvL



Trilliane - 5871
Chandelier
⊙ (A) ○ (-40)

19 in / 48 cm ↔
19 in / 48 cm ↑↓
40 in / 102 cm ↓
18 lbs / 8.1 kg (⊙)
12-B10 60max (💡)
12-B35 40max (💡)
110V, 220V, CCC AvL



Trilliane - 5870
Chandelier
⊙ (A) ○ (-40)

Trilliane - 5856

Chandelier

◊ (A) ○ (-40)



30 in / 76 cm ↔

27 in / 69 cm ↓

126 in / 320 cm ↓

64 lbs / 28.8 kg Ⓢ

10-B10 40max 3-B8 40max ⚡
110

25-B35 40max 5-P45 40max INCL. ⚡
220

110V, 220V, CCC AVL

◊ (A), (S)
○ (-40)



Trilliane - 5849

Chandelier

◈ (A) ○ (-40)



33 in / 84 cm ↔

51 in / 130 cm ↓

126 in / 320 cm ↓

88 lbs / 39.6 kg Ⓢ

33-B10 40max 15-G16-1/2 40max Ⓢ
110

48-B35 40max Ⓢ
220

110V, 220V, CCC AVL

◈ (A), (S)
○ (-40)

24 in / 61 cm ↔
38 in / 97 cm ↑↓
80 in / 203 cm ↓
45 lbs / 20.3 kg (⊙)
24-B10 60max (💡) 110
24-B35 40max (💡) 220
110V, 220V, CCC AVL



Trilliane - 5848
Chandelier
⊙ (A) ○ (-40)

19 in / 48 cm ↔
28 in / 71 cm ↑↓
40 in / 102 cm ↓
24 lbs / 10.8 kg (⊙)
15-B10 60max (💡) 110
15-B35 40max (💡) 220
110V, 220V, CCC AVL



Trilliane - 5847
Chandelier
⊙ (A) ○ (-40)

12.5 in / 32 cm ↔
17 in / 43 cm ↑↓
40 in / 102 cm ↓
10 lbs / 4.5 kg (⊙)
5-B10 60max (💡) 110
5-B35 40max (💡) 220
110V, 220V, CCC AVL



Trilliane - 5846
Pendant
⊙ (A) ○ (-40)

Trilliane - 5799

Pendant

◊ (A) ○ (-40)



↔ 24 in / 61 cm

↑ 28 in / 71 cm

↓ 80 in / 203 cm

⊙ 22.5 lbs / 10.1 kg

💡
110 12-B10 60max

💡
220 12-B35 40max

AVL 110V, 220V, CCC

Trilliane - 5798

Pendant

◊ (A) ○ (-40)



↔ 19 in / 48 cm

↑ 23 in / 58 cm

↓ 40 in / 102 cm

⊙ 15 lbs / 6.8 kg

💡
110 8-B10 60max

💡
220 8-P45 40max

AVL 110V, 220V, CCC

◊ (A), (S)
○ (-40)

Trilliane - 5797

Close to Ceiling

⚡ (A) ○ (-40)



↔ 24 in / 61 cm

↑ 19 in / 48 cm

⚖ 20 lbs / 9.0 kg

💡 8-B10 60max 2-G16-1/2 60max

💡 10-B35 40max

AVL 110V, 220V

Shown with 110V Canopy

Trilliane - 5796

Close to Ceiling

⚡ (A) ○ (-40)



↔ 19 in / 48 cm

↑ 15 in / 38 cm

⚖ 14 lbs / 6.3 kg

💡 8-B10 60max

💡 8-P45 40max

AVL 110V, 220V

Shown with 110V Canopy

Trilliane - 5877

Close to Ceiling

⚡ (A) ○ (-40)



↔ 33 in / 84 cm

↑ 13.5 in / 34 cm

⚖ 48 lbs / 21.6 kg

💡 22-B10 40max 1-G16-1/2 40max

💡 23-B35 40max

AVL 110V, 220V

Trilliane - 5869

Close to Ceiling

⚡ (A) ○ (-40)



↔ 28 in / 71 cm

↑ 12.5 in / 32 cm

⚖ 41 lbs / 18.5 kg

💡 17-B10 40max 1-G16-1/2 40max

💡 17-B35 40max

AVL 110V, 220V

⚡ (A), (S)
○ (-40)

Trilliane - 5868

Close to Ceiling

⚡ (A) ○ (-40)



↔ 24 in / 61 cm

↑ 10.5 in / 27 cm

⊖ 19 lbs / 8.6 kg

💡 8-B10 40max 2-G16-1/2 40max

💡 8-B35 40max

AVL 110V, 220V

Trilliane - 5867

Close to Ceiling

⚡ (A) ○ (-40)



↔ 19 in / 48 cm

↑ 9 in / 23 cm

⊖ 13 lbs / 5.9 kg

💡 8-B10 40max

💡 8-B35 40max

AVL 110V, 220V

Trilliane - 5888

Wall Sconce

⚡ (A) ○ (-40)



↔ 12.5 in / 32 cm

↑ 19 in / 48 cm

↙ 6.5 in / 17 cm

⊖ 10 lbs / 4.5 kg

💡 2-B10 40max 2-G16-1/2 40max

💡 1-B35 25max 3-P45 25max INCL.

AVL 110V, 220V

Trilliane - 5886

Wall Sconce

⚡ (A) ○ (-40)



↔ 11 in / 28 cm

↑ 8.5 in / 22 cm

↙ 5.5 in / 14 cm

⊖ 4.5 lbs / 2.0 kg

💡 2-B8 40max

💡 1-B35 40max

AVL 110V, 220V

Trilliane - 5876

Wall Sconce

⚡ (A) ○ (-40)



↔ 11.5 in / 29 cm

↑ 10.5 in / 27 cm

↙ 6 in / 15 cm

⊖ 5 lbs / 2.3 kg

💡 3-B10 40max

💡 1-B35 25max 2-P45 25max INCL.

AVL 110V, 220V

⚡ (A), (S)
○ (-40)



TR0833-401A (X2)



SWAROVSKILIGHTING.COM
ОПТОВЫЕ ПРОДАЖИ СВЕТИЛЬНИКОВ

TRILLIANE STRANDS

—

The ethereal luminosity of lush crystal strands brings a whimsical element to the iconic Trilliane chandelier. The garlands mingle with glimmering inverted pendeloques, created using a historically revolutionary technique that evokes the rawness of mineral crystal.

—

La luminosidad etérea de sus exuberantes hileras de cuentas de cristal aporta un componente de extravagancia a la emblemática lámpara de araña Trilliane. Las guirnaldas se entremezclan con brillantes pendeloques invertidos, creados mediante una técnica históricamente revolucionaria que emula el acabado abrupto del cristal mineral.

—

La luminosité éthérée des brins luxuriants de cristal apporte un élément magique à l'emblématique lustre Trilliane. Les guirlandes se mêlent aux pendeloques inversées étincelantes, confectionnées à l'aide d'une technique historiquement révolutionnaire qui évoque l'âpreté du cristal minéral.

—

Die nahezu flüchtige Lichtschönheit prunkvoll aufgereihter Kristallelemente verleiht dem kultigen Trilliane Luster kapriziöse Wirkung. Funkelnde Girlanden werden gekonnt mit umgekehrten Kristallkomponenten verkuppelt, einer weltrevolutionären Technik, die dem natürlichen Wachstum des Mineralkristalls entlehnt ist und bis heute völlig neue Maßstäbe setzt.

—

La luminosità eterea dei ricchi fili di cristallo costituisce un elemento estroso dell'iconico lampadario Trilliane. Le ghirlande si mescolano con lo sfavillio dei pendeloque "inverted" (ovvero, con incisione a bassorilievo nel retro del cristallo), realizzati utilizzando una tecnica storicamente rivoluzionaria che evoca la crudezza del cristallo minerale.

—

Нежное сияние роскошных кристалльных нитей вносит элемент таинственности в дизайн легендарной люстры Trilliane. Гирлянды лучатся в окружении мерцающих перевёрнутых подвесок, изготовленных в кардинально новой технике, благодаря которой материал напоминает необработанные натуральные кристаллы.

CRYSTAL



HERITAGE
(H)



SPECTRA CRYSTAL
(A)

FINISH



POLISHED STAINLESS
STEEL (-401)

Trilliane Strands - TR2413

Pendant

⬠ (H) ○ (-401)



↔ 24 in / 61 cm

↑ 70.5 in / 179 cm

↓ 144 in / 366 cm

⊙ 57 lbs / 25.7 kg

💡 110 6-GU10 50max INCL.

💡 220 6-GU10 50max INCL.

AVL 110V, 220V



110 Canopy
*contact customer
service for 220
canopy information

⬠ (H), (A)
○ (-401)

396 | Trilliane Strands

Trilliane Strands - TR1813

Pendant

◊ (A) ○ (-401)




21 in / 53 cm ↔

72 in / 183 cm ↓

144 in / 366 cm ↓

41 lbs / 18.5 kg ⬇

5-GU10 50max INCL. 

5-GU10 50max INCL. 

110V, 220V AVL

◊ (H), (A)
○ (-401)

24 in / 61 cm ↔

39.5 in / 100 cm ↑

144 in / 366 cm ↓

45 lbs / 20.3 kg Ⓢ

6-GU10 50max INCL.  110



6-GU10 50max INCL.  220

110V, 220V AVL



Trilliane Strands - TR2412

Pendant

 (H)  (-401)

24 in / 61 cm ↔

12 in / 30 cm ↑


144 in / 366 cm ↓

30.5 lbs / 13.7 kg Ⓢ

6-GU10 50max INCL.  110



6-GU10 50max INCL.  220



110V, 220V AVL



Trilliane Strands - TR2411

Pendant


 (H)  (-401)

 (H), (A)
 (-401)

Trilliane Strands - TR1812

Pendant

⚡ (A) ○ (-401)



↔ 21 in / 53 cm

↑ 37 in / 94 cm

↓ 144 in / 366 cm

⊙ 32.5 lbs / 14.6 kg

💡 110 5-GU10 50max INCL.

💡 220 5-GU10 50max INCL.

AVL 110V, 220V

Trilliane Strands - TR1811

Pendant

⚡ (A) ○ (-401)



↔ 21 in / 53 cm

↑ 10.5 in / 27 cm

↓ 144 in / 366 cm

⊙ 24 lbs / 10.8 kg

💡 110 5-GU10 50max INCL.

💡 220 5-GU10 50max INCL.

AVL 110V, 220V

⚡ (H), (A)
○ (-401)





Trilliane Strands - TR1212

Pendant

⬠ (H) ○ (-401)

- ↔ 17 in / 43 cm
- ↑ 40 in / 102 cm
- ↓ 144 in / 366 cm
- ⊕ 24.5 lbs / 11.0 kg
- 💡 110 4-GU10 50max INCL.
- 💡 220 4-GU10 50max INCL.
- AVL 110V, 220V



Trilliane Strands - TR1211

Pendant

⬠ (H) ○ (-401)

- ↔ 17 in / 43 cm
- ↑ 10 in / 25 cm
- ↓ 144 in / 366 cm
- ⊕ 18 lbs / 8.1 kg
- 💡 110 4-GU10 50max INCL.
- 💡 220 4-GU10 50max INCL.
- AVL 110V, 220V



Trilliane Strands - TR0812

Pendant

⬠ (H), (A) ○ (-401)

- ↔ 13 in / 33 cm
- ↑ 26 in / 66 cm
- ↓ 144 in / 366 cm
- ⊕ 10 lbs / 4.5 kg
- 💡 110 3-GU10 50max INCL.
- 💡 220 3-GU10 50max INCL.
- AVL 110V, 220V

⬠ (H), (A)
○ (-401)

Trilliane Strands - TR4813

Pendant

⬠ (H) ○ (-401)



↔ 45 in / 114 cm

↑ 48 in / 122 cm

↘ 25 in / 64 cm

↓ 144 in / 366 cm

⊕ 83 lbs / 37.4 kg

💡
110 8-GU10 50max INCL.

💡
220 8-GU10 50max INCL.

AVL 110V, 220V



110 Canopy
*contact customer
service for 220
canopy information

⬠ (H), (A)
○ (-401)

402 | Trilliane Strands

Trilliane Strands - TR4811

Pendant

⬠ (H) ○ (-401)



↔ 45 in / 114 cm

↑↓ 15 in / 38 cm

↘ 25 in / 64 cm

↓ 144 in / 366 cm

⊙ 58 lbs / 26.1 kg

💡 110 8-GU10 50max INCL.

💡 220 8-GU10 50max INCL.

AVL 110V, 220V

Trilliane Strands - TR3611

Pendant

⬠ (H) ○ (-401)



↔ 35.5 in / 90 cm

↑↓ 12.5 in / 32 cm

↘ 19 in / 48 cm

↓ 144 in / 366 cm

⊙ 34 lbs / 15.3 kg

💡 110 6-GU10 50max INCL.

💡 220 6-GU10 50max INCL.

AVL 110V, 220V

Trilliane Strands - TR4812

Pendant

⬠ (H) ○ (-401)



↔ 45 in / 114 cm

↑↓ 28 in / 71 cm

↘ 25 in / 64 cm

↓ 144 in / 366 cm

⊙ 64 lbs / 28.8 kg

💡 110 8-GU10 50max INCL.

💡 220 8-GU10 50max INCL.

AVL 110V, 220V

Trilliane Strands - TR3612

Pendant

⬠ (H) ○ (-401)



↔ 35.5 in / 90 cm

↑↓ 25 in / 64 cm

↘ 19 in / 48 cm

↓ 144 in / 366 cm

⊙ 36.5 lbs / 16.4 kg

💡 110 6-GU10 50max INCL.

💡 220 6-GU10 50max INCL.


AVL 110V, 220V

⬠ (H), (A)
○ (-401)

Trilliane Strands - TR2403

Close to Ceiling

⬠ (H) ○ (-401)



↔ 24 in / 61 cm

↑ 71 in / 180 cm

⊙ 55 lbs / 24.8 kg

💡 6-GU10 35max INCL.
110

💡 6-GU10 35max INCL.
220

AVL 110V, 220V

⬠ (H), (A)
○ (-401)

404 | Trilliane Strands

Trilliane Strands - TR1803

Close to Ceiling

◆ (A) ○ (-401)




21 in / 53 cm ↔

72.5 in / 184 cm ↓

40.5 lbs / 18.2 kg ⬇

5-GU10 35max INCL.  110

5-GU10 35max INCL.  220

110V, 220V AVL

◆ (H), (A)
○ (-401)

24 in / 61 cm ↔


40 in / 102 cm ↑

43 lbs / 19.4 kg 📦

6-GU10 35max INCL. 💡
110

6-GU10 35max INCL. 💡
220

110V, 220V AVL



Trilliane Strands - TR2402

Close to Ceiling

📦 (H) ○ (-401)

24 in / 61 cm ↔


12.5 in / 32 cm ↑

28.5 lbs / 12.8 kg 📦

6-GU10 35max INCL. 💡
110

6-GU10 35max INCL. 💡
220

110V, 220V AVL



Trilliane Strands - TR2401

Close to Ceiling

📦 (H) ○ (-401)

📦 (H), (A)
○ (-401)

406 | Trilliane Strands

Trilliane Strands - TR1802

Close to Ceiling

⚡ (A) ○ (-401)



↔ 21 in / 53 cm

↑↓ 37.5 in / 95 cm

⊙ 32 lbs / 14.4 kg

💡₁₁₀ 5-GU10 35max INCL.

💡₂₂₀ 5-GU10 5max INCL.

AVL 110V, 220V

Trilliane Strands - TR1801

Close to Ceiling

⚡ (H), (A) ○ (-401)



↔ 21 in / 53 cm

↑↓ 11 in / 28 cm

⊙ 23.5 lbs / 10.6 kg

💡₁₁₀ 5-GU10 35max INCL.

💡₂₂₀ 5-GU10 35max INCL.

AVL 110V, 220V

⚡ (H), (A)
○ (-401)

Trilliane Strands - TR4803

Close to Ceiling

⬠ (H) ○ (-401)



↔ 45 in / 114 cm

↑ 48.5 in / 123 cm

↘ 25 in / 64 cm

⊙ 81 lbs / 36.5 kg

💡 110 8-GU10 35max INCL.

💡 220 8-GU10 35max INCL.

AVL 110V, 220V

⬠ (H), (A)
○ (-401)

408 | Trilliane Strands

Trilliane Strands - TR4802

Close to Ceiling

⬠ (H) ○ (-401)



↔ 45 in / 114 cm

↑↓ 28.5 in / 72 cm

↘ 25 in / 64 cm

⊙ 62 lbs / 27.9 kg

💡
110 8-GU10 35max INCL.

💡
220 8-GU10 35max INCL.

AVL 110V, 220V

Trilliane Strands - TR4801

Close to Ceiling

⬠ (H) ○ (-401)



↔ 45 in / 114 cm

↑↓ 15.5 in / 39 cm

↘ 25 in / 64 cm

⊙ 56 lbs / 25.2 kg

💡
110 8-GU10 35max INCL.

💡
220 8-GU10 35max INCL.

AVL 110V, 220V

⬠ (H), (A)
○ (-401)



Trilliane Strands - TR3602

Close to Ceiling

◊ (H) ○ (-401)



↔ 35.5 in / 90 cm

↑↓ 25.5 in / 65 cm

↘ 19 in / 48 cm

⊙ 34.5 lbs / 15.5 kg

💡
110 6-GU10 35max INCL.

💡
220 6-GU10 35max INCL.

AVL 110V, 220V

Trilliane Strands - TR3601

Close to Ceiling

◊ (H) ○ (-401)



↔ 35.5 in / 90 cm

↑↓ 13 in / 33 cm

↘ 19 in / 48 cm

⊙ 32 lbs / 14.4 kg

💡
110 6-GU10 35max INCL.

💡
220 6-GU10 35max INCL.

AVL 110V, 220V

◊ (H), (A)
○ (-401)

Trilliane Strands - TR1202

Close to Ceiling

⬠ (H) ○ (-401)



↔ 17 in / 43 cm

↑ 39.5 in / 100 cm

⊙ 22.5 lbs / 10.1 kg

💡 4-GU10 35max INCL.
110

💡 4-GU10 35max INCL.
220

AVL 110V, 220V

⬠ (H), (A)
○ (-401)

412 | Trilliane Strands

Trilliane Strands - TR1201

Close to Ceiling

⬠ (H) ○ (-401)



↔ 17 in / 43 cm

↑↓ 10.5 in / 27 cm

⊙ 16 lbs / 7.2 kg

💡 110 4-GU10 35max INCL.

💡 220 4-GU10 35max INCL.

AVL 110V, 220V

Trilliane Strands - TR0802

Close to Ceiling

⬠ (H) ○ (-401)



↔ 13 in / 33 cm

↑↓ 26.5 in / 67 cm

⊙ 9.5 lbs / 4.3 kg

💡 110 3-GU10 35max INCL.

💡 220 3-GU10 35max INCL.

AVL 110V, 220V

⬠ (H), (A)
○ (-401)

37 in / 94 cm ↔

10.5 in / 27 cm ↑↓

7.5 in / 19 cm ↘↙

17 lbs / 7.7 kg ⊕

6-G9 40max INCL. 

6-G9 40max INCL. 

110V, 220V AVL



Trilliane Strands - TR3640

Wall Sconce
⊕ (A) ○ (-401)

25 in / 64 cm ↔

10.5 in / 27 cm ↑↓

7.5 in / 19 cm ↘↙

11 lbs / 5.0 kg ⊕

4-G9 40max INCL. 

4-G9 40max INCL. 

110V, 220V AVL



Trilliane Strands - TR2440

Wall Sconce
⊕ (A) ○ (-401)

17.5 in / 44 cm ↔

33.5 in / 85 cm ↑↓

11.5 in / 29 cm ↘↙

18 lbs / 8.1 kg ⊕

4-G9 40max INCL. 

4-G9 40max INCL. 

110V, 220V AVL

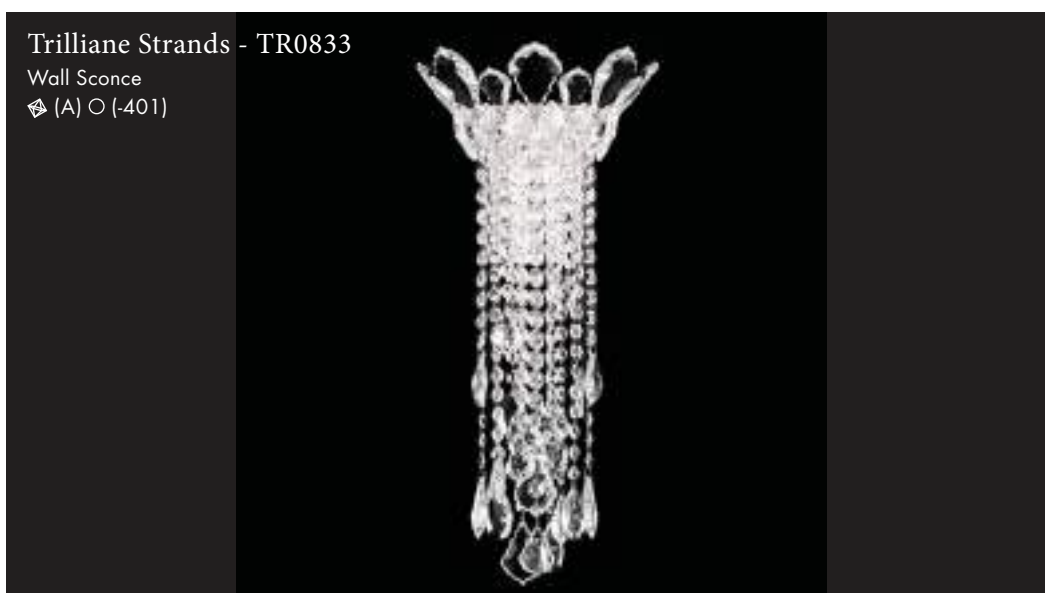


Trilliane Strands - TR1233

Wall Sconce
⊕ (A) ○ (-401)



- ↔ 17.5 in / 44 cm
- ↑↓ 14 in / 36 cm
- ↙ 11.5 in / 29 cm
- ⊕ 13 lbs / 5.9 kg
- 💡 110 4-G9 40max INCL.
- 💡 220 4-G9 40max INCL.
- AVL 110V, 220V



- ↔ 10 in / 25 cm
- ↑↓ 21 in / 53 cm
- ↙ 7.5 in / 19 cm
- ⊕ 6 lbs / 2.7 kg
- 💡 110 2-G9 40max INCL.
- 💡 220 2-G9 40max INCL.
- AVL 110V, 220V



- ↔ 10 in / 25 cm
- ↑↓ 13.5 in / 34 cm
- ↙ 7.5 in / 19 cm
- ⊕ 5 lbs / 2.3 kg
- 💡 110 2-G9 40max INCL.
- 💡 220 2-G9 40max INCL.
- AVL 110V, 220V

⚡ (H), (A)
○ (-401)



SCULPTED GLASS

—
Soon after Schonbek's founding in 1870, glass chandeliers gained popularity at the Habsburg court in Bohemia. Each glass arm is hand formed using a superior level of craftsmanship that has been handed down from generation to generation.

Glass chandeliers feature crystal glass, glass column pieces, dishes, and bobèches—all classic examples of traditional artistic craftsmanship.

—
Bereits kurz nach der Gründung von Schonbek im Jahre 1870 wurden Kristallluster ein unverzichtbares Element am Habsburger Hof in Böhmen. Jeder Glas-Arm wird in vollendeter Handwerkskunst von Hand geformt – eine Fähigkeit, die von einer Generation an die nächste weitergegeben wird.

Bestandteile von Glaslustern sind Kristallglas, Glassäulen, Schalen und Wachsfängern – allesamt hochqualitative Belege einer klassischen Traditionskunst.

—
Poco después de la fundación de Schonbek en 1870, las arañas de cristal ganaron popularidad en la corte de los Habsburgo en Bohemia. Cada brazo de cristal se moldea a mano utilizando un nivel superior de artesanía que se ha transmitido de una generación a otra.

Las arañas de cristal poseen vidrio, piezas del eje de cristal, platos, y cazoletas: todo ello ejemplos clásicos de artesanía tradicional y artística.

—
Subito dopo la fondazione dell'azienda Schonbek, nel 1870, i lampadari di vetro acquisirono popolarità presso la corte degli Asburgo in Boemia. Ogni braccio di vetro è formato a mano avvalendosi di un'abilità artigianale di livello superiore trasmessa da generazione a generazione.

I lampadari di vetro presentano vetro di cristallo, pezzi di colonna di cristallo, piattini e bobèche: tutti esempi classici di abilità artigianale artistica tradizionale.

—
Très rapidement après la fondation de Schonbek en 1870, les lustres en verre gagnèrent en popularité à la cour des Habsbourg en Bohème. Chaque bras en verre est formé à la main en utilisant un niveau supérieur de travail artisanal qui a été transmis d'une génération à l'autre.

Les lustres en verre sont fait de cristal, avec des colonnes de verre, des coupelles, des bobèches—des exemples classiques d'artisanat artistique traditionnel.

—
Вскоре после создания компании Schonbek в 1870 году стеклянные люстры завоевали популярность при Хабсбургском дворе в Богемии.

Каждое стеклянное ответвление искусно выполнено вручную и это мастерство передается из поколения в поколение.

Стеклянные люстры состоят из хрустального стекла стеклянных деталей колонны тарелок и розеток подсвечников—все это классические примеры традиционного художественного мастерства.





ALLEGRO + MINUET

420 - 423



NOVIELLE

448 - 455



ARLINGTON

424 - 429




OLDE WORLD

456 - 465



FAIRFAX

430 - 433



RIVINGTON

466 - 471



HAMILTON

434 - 441



STERLING

472 - 481



HAMILTON
ROCK CRYSTAL

442 - 447



6984-40CL

ALLEGRO + MINUET

For your refined contemporary décor, Allegro & Minuet's sleek, all-crystal chandeliers are the perfect choice –rich and intricate to enhance smaller spaces. Inspired by the delicate ornamentations of eighteenth-century miniature crystal designs, the ethereal frames and lavish charms shimmer day and night.

Para las decoraciones contemporáneas más refinadas, las elegantes y cristalinas lámparas de araña Allegro y Minuet son la elección perfecta, rica y exuberante para realzar los espacios más pequeños. Inspirados en los delicados ornamentos de los diseños de cristal en miniatura del siglo XVIII, sus estructuras etéreas y sus encantos lujosos resplandecen tanto de día y como de noche.

Pour un intérieur contemporain raffiné, les élégants lustres tout en cristal Allegro & Minuet sont un choix parfait – riches et complexes, ils rehaussent les plus petits espaces. Inspirés par les délicats ornements des modèles en cristal miniatures du 18e siècle, les structures éthérées et les charms luxueux étincellent jour et nuit.

Allegro & Minuet sind die perfekte Wahl für jedes edle, zeitgenössische Dekor. In klein dimensionierten Räumlichkeiten sind die schnittigen, reichverzierten Kristallluster die Antwort auf die Grandeur eines klassischen Schonbek. Die kleineren, nahezu schwebenden Designs sind dem Miniatur-Stil des 18. Jahrhunderts nachempfunden und sorgen Tag und Nacht für einen schimmernden Tanz des Lichts.

Gli slanciati lampadari Allegro & Minuet interamente in cristallo sono la scelta perfetta per i raffinati arredi contemporanei. Ricchi ed intricati sembrano ingrandire gli spazi ridotti. Inspirati ai delicati ornamenti dei design di cristalli in miniatura del diciottesimo secolo, le strutture eteree e gli sfarzosi pendenti risplendono giorno e notte.

Изящные люстры Allegro и Minuet, целиком сделанные из кристаллов, идеально подходят для изысканных современных интерьеров. Изобилие замысловатых деталей особенно хорошо смотрится в небольших помещениях. На создание этих произведений наших мастеров вдохновили нежные узоры кристалльных миниатюр 18 века. Шикарные подвески мерцают на воздушных каркасах и днём, и ночью.

CRYSTAL



HERITAGE CRYSTAL
(CL)
ALLEGRO



HERITAGE CRYSTAL
(CL)
MINUET

FINISH



POLISHED SILVER
(-40)

15 in / 38 cm ↔
14 in / 36 cm ↑↓
40 in / 102 cm ↓
6 lbs / 2.7 kg ⊕
5-B10 60max ⚡
110V AVL



Allegro - 6995
Chandelier
⊕ (CL) ○ (-40)

14 in / 36 cm ↔
13.5 in / 34 cm ↑↓
40 in / 102 cm ↓
5 lbs / 2.3 kg ⊕
4-B10 60max ⚡
110V AVL



Allegro - 6994
Chandelier
⊕ (CL) ○ (-40)

14 in / 36 cm ↔
13 in / 33 cm ↑↓
40 in / 102 cm ↓
4 lbs / 1.8 kg ⊕
3-B10 60max ⚡
110V AVL



Allegro - 6993
Chandelier
⊕ (CL) ○ (-40)

Minuet - 6985

Chandelier

◆ (CL) ○ (-40)



- ↔ 15 in / 38 cm
- ↑↓ 14 in / 36 cm
- ↓ 40 in / 102 cm
- ⊙ 6 lbs / 2.7 kg
- 💡₁₁₀ 5-B10 60max
- 💡₂₂₀ 5-B35 40max
- AVL 110V, 220V

Minuet - 6984

Chandelier

◆ (CL) ○ (-40)



- ↔ 14 in / 36 cm
- ↑↓ 13.5 in / 34 cm
- ↓ 40 in / 102 cm
- ⊙ 5 lbs / 2.3 kg
- 💡₁₁₀ 4-B10 60max
- 💡₂₂₀ 4-B35 40max
- AVL 110V, 220V

Minuet - 6983

Chandelier

◆ (CL) ○ (-40)



- ↔ 14 in / 36 cm
- ↑↓ 13 in / 33 cm
- ↓ 40 in / 102 cm
- ⊙ 4 lbs / 1.8 kg
- 💡₁₁₀ 3-B10 60max
- 💡₂₂₀ 3-B35 40max
- AVL 110V, 220V

◆ (CL)
○ (-40)



1303-40H



ARLINGTON

—

Transporting you to the dramatic, contemplative mood of the Romantic era, Arlington is an all-crystal chandelier with elaborately cut crystal column pieces, dishes, and bobeches. In a grand home filled with antiques, paintings and tapestries, Arlington makes a striking statement.

—

La lámpara de araña Arlington, elaborada íntegramente en cristal con columnas, platos y bobeches en cristal de talla elaborada, le transportará una actitud dramática y contemplativa de la época romántica. En una casa grande llena de antigüedades, pinturas y tapices, Arlington será la lámpara perfecta para hacer una llamativa declaración de estilo.

—

Il vous transporte dans l'ambiance spectaculaire et songeuse de la période romantique. Arlington est un lustre tout en cristal dont les éléments de colonne, les coupelles et les bobèches sont taillés avec minutie. Arlington fera sensation dans une maison de maître emplies d'antiquités, de peintures et de tapisseries.

—

Arlington ist ein durchgehend kristallines Design, das von der emotionalen und zugleich besinnlichen Stimmung der Romantik getragen wird. Arlington verfügt über sorgfältig geschliffene Kristallsäulen, Schalen und Wachsänger. In eleganten Herrenhäusern bringt dieses lichterfüllte Statement Antiquitäten, Gemälde und Wandbehänge perfekt zur Geltung.

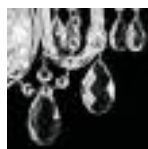
—

Trasportando nell'atmosfera drammatica e contemplativa del periodo romantico, Arlington è un lampadario interamente in cristallo con parti a colonna, piatti e bobecche in cristallo dal taglio elaborato. Arlington costituisce uno statement straordinario in una casa imponente colma di oggetti di antiquariato, quadri e arazzi.

—

Люстра Arlington, целиком изготовленная из кристаллов, создаст драматичный созерцательный настрой, характерный для эпохи романтизма. Колонны, тарелки и розетки сделаны из кристаллов замысловатой огранки. В большом доме, среди антиквариата, картин и гобеленов, Arlington выглядит поистине потрясающе.

CRYSTAL



HERITAGE CRYSTAL
(H)

FINISH



POLISHED SILVER
(40)

Arlington - 1310

Chandelier

⬠ (H) ○ (-40)



↔ 44.5 in / 113 cm

↑ 64 in / 163 cm

↓ 84 in / 213 cm

⊙ 55 lbs / 24.8 kg

💡
110 25-B10 60max

💡
220 25-B35 40max

AVL 110V, 220V

⬠ (H)
○ (-40)

426 | Arlington



Arlington - 1308

Chandelier

⚡ (H) ○ (-40)

- ↔ 32 in / 81 cm
- ↑ 48 in / 122 cm
- ↓ 40 in / 102 cm
- ⊕ 30 lbs / 13.5 kg
- 💡 15-B10 60max
- 💡 15-B35 40max
- AVL 110V, 220V



Arlington - 1305

Chandelier

⚡ (H) ○ (-40)

- ↔ 28 in / 71 cm
- ↑ 35.5 in / 90 cm
- ↓ 40 in / 102 cm
- ⊕ 16 lbs / 7.2 kg
- 💡 8-B10 60max
- 💡 8-B35 40max
- AVL 110V, 220V



Arlington - 1303

Chandelier

⚡ (H) ○ (-40)

- ↔ 24 in / 61 cm
- ↑ 28 in / 71 cm
- ↓ 40 in / 102 cm
- ⊕ 12 lbs / 5.4 kg
- 💡 6-B10 60max
- 💡 6-B35 40max
- AVL 110V, 220V

⚡ (H)
○ (-40)





Arlington - 1302

Chandelier

◈ (H) ○ (-40)

- ↔ 20.5 in / 52 cm
- ↑ 24 in / 61 cm
- ↓ 40 in / 102 cm
- ⊙ 9 lbs / 4.1 kg
- 💡 5-B10 60max
- 💡 5-B35 40max
- AVL 110V, 220V



Arlington - 1301

Wall Sconce

◈ (H) ○ (-40)

- ↔ 14.5 in / 37 cm
- ↑ 16 in / 41 cm
- ↙ 6 in / 15 cm
- ⊙ 5 lbs / 2.3 kg
- 💡 2-B10 60max
- 💡 2-B35 40max
- AVL 110V, 220V



Arlington - 1300

Wall Sconce

◈ (H) ○ (-40)

- ↔ 14.5 in / 37 cm
- ↑ 19.5 in / 50 cm
- ↙ 7 in / 18 cm
- ⊙ 5 lbs / 2.3 kg
- 💡 3-B10 60max
- 💡 3-B35 40max
- AVL 110V, 220V

◈ (H)
○ (-40)



5034

FAIRFAX

—

This all-crystal design is our interpretation of a vintage masterpiece from the English Regency period, of the early nineteenth century. As classical ideals reemerged with pure lines and proportions inspired by Antiquity, new expeditions brought a taste for lavish ornaments from the Near and Far East. Fairfax, an original Schonbek creation, recalls the stark angularity of neoclassical columns with the voluptuousness of ornament.

—

Este diseño elaborado íntegramente en cristal es nuestra interpretación de una obra maestra de la vendimia del periodo de Regencia del Reino Unido, a principios del siglo XIX. Con el resurgimiento de los ideales clásicos, basados en líneas puras y en proporciones inspiradas en la Antigüedad, las nuevas expediciones trajeron consigo desde el Próximo y el Lejano Oriente el gusto por la ornamentación abundante. Fairfax, una creación original de Schonbek, recuerda la cruda angularidad de las columnas neoclásicas con la voluptuosidad de la ornamentación.

—

Ce design tout en cristal est notre interprétation d'un chef d'œuvre vintage de la période de la Régence anglaise du début du 19^e siècle. Avec la réapparition des idéaux classiques - aux lignes pures et aux proportions inspirées de l'Antiquité, de nouvelles expéditions ont apporté le goût des ornements luxueux provenant du Proche et de l'Extrême-Orient. Fairfax, une création Schonbek originale, rappelle la forte angularité des colonnes néoclassiques et la volupté des ornements.

—

Fairfax ist ein Luster vollständig aus Kristall, ein Symbol für die selbstbeherrschte Eleganz des englischen Klassizismus. Mit dem Revival klassischer Ideale kamen im frühen 19. Jahrhundert auch die exakten Linien und Proportionen der Antike wieder auf. Zeitgleich sensibilisierten Expeditionen nach Nah- und Fernost die Menschen für prachtvolle Ornamente. Fairfax ist ein Originaldesign von Schonbek, das der grafisch anmutenden Ästhetik des Neoklassizismus und dem Prunk des Orients Rechenschaft trägt.

—

Questo design interamente in cristallo è la nostra interpretazione di un'opera d'arte vintage del periodo della Reggenza inglese, agli inizi del diciannovesimo secolo. Con la riscoperta degli ideali classici, caratterizzati da linee pure e proporzioni ispirate all'Antichità, le nuove spedizioni portarono un tocco sfarzoso con ornamenti dal Vicino e Lontano Oriente. Fairfax, una creazione originale Schonbek, ricorda la forte angularità delle colonne neoclassiche con la voluttuosità degli ornamenti.

—

Эта люстра, целиком сделанная из кристаллов, - наша вариация на тему винтажных шедевров английской эпохи Регентства начала 19 века. В это время на первый план вновь вышли классические идеалы, простые очертания и пропорции в духе античности, а новые экспедиции породили вкус к богатым украшениям, характерным для Ближнего и Дальнего Востока. В модели Fairfax, созданной мастерами Schonbek, воплощены резкие угловатые формы неоклассических колонн и пышные орнаменты.

CRYSTAL



HERITAGE CRYSTAL
(H)

FINISH



POLISHED SILVER
(-40)

32 in / 81 cm ↔
40 in / 102 cm ↑
40 in / 102 cm ↓
48 lbs / 21.6 kg ⊞
14-B10 60max ⚡
110
14-B35 40max ⚡
220
110V, 220V AVL



Fairfax - 5034
Chandelier
⊞ (H) ○ (-40)

28 in / 71 cm ↔
33 in / 84 cm ↑
40 in / 102 cm ↓
37 lbs / 16.7 kg ⊞
10-B10 60max ⚡
110
10-B35 40max ⚡
220
110V, 220V AVL



Fairfax - 5033
Chandelier
⊞ (H) ○ (-40)

Fairfax - 5032

Chandelier

◈ (H) ○ (-40)



- ↔ 24 in / 61 cm
- ↑ 30 in / 76 cm
- ↓ 40 in / 102 cm
- ⊙ 30 lbs / 13.5 kg
- 💡₁₁₀ 8-B10 60max
- 💡₂₂₀ 8-B35 40max
- AVL 110V, 220V

Fairfax - 5036

Wall Sconce

◈ (H) ○ (-40)



- ↔ 13 in / 33 cm
- ↑ 12 in / 30 cm
- ↓ 8 in / 20 cm
- ⊙ 5 lbs / 2.3 kg
- 💡₁₁₀ 2-B10 60max
- 💡₂₂₀ 2-B35 40max
- AVL 110V, 220V

Fairfax - 5035

Wall Sconce

◈ (H) ○ (-40)



- ↔ 5 in / 13 cm
- ↑ 12.5 in / 32 cm
- ↓ 8 in / 20 cm
- ⊙ 2.5 lbs / 1.1 kg
- 💡₁₁₀ 1-B10 60max
- 💡₂₂₀ 1-B35 40max
- AVL 110V, 220V

◈ (H)
○ (-40)



5736BK

HAMILTON

For a bold, trendy statement, opt for a black crystal chandelier. Hamilton Black brings the thrill of gleaming dark crystals to a traditional design. This piece will perfectly complement minimalist urban spaces, fashion-forward lounges, and trendy hotel lobbies.

Para una declaración audaz, de estilo atrevido y de tendencia, opte por una lámpara de araña de cristal negro. Hamilton Negro trae la espectacularidad de los brillantes cristales oscuros a un diseño tradicional. Esta pieza complementará perfectamente espacios urbanos minimalistas, salones de moda y vestíbulos de hotel con decoración de tendencia.

Pour une allure audacieuse et tendance, optez pour un lustre en cristal noir. Hamilton Black allie le frisson des cristaux sombres scintillants et un design traditionnel. Cette pièce rehaussera parfaitement un espace urbain minimaliste, un salon avant-gardiste et le hall tendance d'un hôtel.

Für die Fans unkonventioneller, trendiger Statements gibt es Hamilton Black mit tiefschwarz funkelnden Kristallen. Die schimmernde Schönheit dunkler Kristalle verleiht dem traditionellen Design eine mysteriöse Note und hebt puristisch anmutende Räume mit urbanem Chic aus dem Einheitslook. Mit Hamilton Black gewinnen moderne Aufenthaltsräume und trendige Empfangshallen in Hotels an Eleganz und Stil.

Per uno statement vivace e di tendenza, è ideale un lampadario nero in cristallo. Hamilton Black unisce il brivido degli scintillanti cristalli neri con un design tradizionale. Questo pezzo completa perfettamente gli spazi urbani minimalisti, i salotti alla moda e gli ingressi di tendenza degli hotel.

Чёрная кристалльная люстра - броский трендовый аксессуар. Модель Hamilton Black - это вариация на тему традиционного дизайна с изумительными мерцающими тёмными кристаллами. Она идеально подходит для минималистичных городских помещений, авангардных гостиниц и трендовых фойе в отелях.

CRYSTAL



HERITAGE CRYSTAL
(H)



HERITAGE JET BLACK
(BK) MUST BE WITH (-55)

FINISH



POLISHED SILVER
(-40)



JET BLACK
(-55)

Hamilton - 5737BK

Chandelier

🔍 (BK) ○ (-55)



↔ 28 in / 71 cm

↑ 35 in / 89 cm

↓ 40 in / 102 cm

⊙ 33 lbs / 14.9 kg

💡
110 8-B10 60max

💡
220 8-B35 40max

AVL 110V, 220V, CCC

🔍 (CL), (BK)
○ (-40), (-55)

436 | Hamilton

Hamilton - 5736

Chandelier

◆ (CL) ○ (-40)



↔ 24 in / 61 cm

↑↓ 31 in / 79 cm

↓ 40 in / 102 cm

⊙ 27 lbs / 12.2 kg

💡
110 7-B10 60max

💡
220 7-B35 40max

AVL 110V, 220V, CCC

Hamilton - 5735

Chandelier

◆ (CL), (BK)
○ (-40), (-55)



↔ 22 in / 56 cm

↑↓ 29.5 in / 75 cm

↓ 40 in / 102 cm

⊙ 22 lbs / 9.9 kg

💡
110 6-B10 60max

💡
220 6-B35 40max

AVL 110V, 220V, CCC

◆ (CL), (BK)
○ (-40), (-55)



Hamilton - 5708

Chandelier

◊ (CL) ○ (-40)



↔ 30 in / 76 cm

↑↓ 44 in / 112 cm

↓ 40 in / 102 cm

⊙ 48 lbs / 21.6 kg

💡
110 12-B10 60max

💡
220 12-B35 40max

AVL 110V, 220V, CCC

Hamilton - 5707

Chandelier

◊ (CL) ○ (-40)



↔ 29 in / 74 cm

↑↓ 42 in / 107 cm

↓ 40 in / 102 cm



⊙ 38 lbs / 17.1 kg

💡
110 8-B10 60max

💡
220 8-B35 40max



AVL 110V, 220V, CCC

◊ (CL), (BK)
○ (-40), (-55)

26 in / 66 cm ↔
37.5 in / 95 cm ↑↓
40 in / 102 cm ↓
32 lbs / 14.4 kg ⊕
7-B10 60max  110
7-B35 40max  220
110V, 220V, CCC AVL

Hamilton - 5706BK
Chandelier
◆ (BK) ○ (-55)



22 in / 56 cm ↔
33 in / 84 cm ↑↓
40 in / 102 cm ↓
26 lbs / 11.7 kg ⊕
6-B10 60max  110
6-B35 40max  220
110V, 220V, CCC AVL

Hamilton - 5705BK
Chandelier
◆ (BK) ○ (-55)





Hamilton - 5703

Wall Sconce

⚡ (CL) ○ (-40)

- ↔ 14.5 in / 37 cm
- ↑↓ 23 in / 58 cm
- ↙ 7.5 in / 19 cm
- ⊙ 8 lbs / 3.6 kg
- 💡 110 3-B10 60max
- 💡 220 3-B35 40max
- AVL 110V, 220V



Hamilton - 5702

Wall Sconce

⚡ (CL) ○ (-40)

- ↔ 14.5 in / 37 cm
- ↑↓ 20.5 in / 52 cm
- ↙ 6.5 in / 17 cm
- ⊙ 7 lbs / 3.2 kg
- 💡 110 2-B10 60max
- 💡 220 2-B35 40max
- AVL 110V, 220V



Hamilton - 5701

Wall Sconce

⚡ (CL) ○ (-40)

- ↔ 5 in / 13 cm
- ↑↓ 17 in / 43 cm
- ↙ 7.5 in / 19 cm
- ⊙ 3 lbs / 1.4 kg
- 💡 110 1-B10 60max
- 💡 220 1-B35 40max
- AVL 110V, 220V

⚡ (CL), (BK)
○ (-40), (-55)



HAMILTON ROCK CRYSTAL

—

The decadently playful medley of Hamilton Rock Crystal's rare colored rock crystal drops, heavy pendants, garlands, and icicles creates a fantasy of texture and light.

—

a opulenta y divertida composición de gotas de cristal de originales colores de la colección Hamilton Rock Crystal incorpora pesados elementos colgantes, guirnaldas y estalactitas que recrean una fantasía de texturas y luz.

—

Le mélange ludique et décadent composé de rares gouttes colorées en cristal de roche, de lourds pendants, de guirlandes et de formes de glaçon du lustre Hamilton Rock Crystal crée une fantaisie de texture et de lumière.

—

Welch ein opulent verspieltes Medley! Aus farbenfrohen Bergkristalltropfen sowie schwingenden Hängeelementen, Girlanden und Eiszapfen entfaltet sich ein spannendes, fantasievolles Beziehungsgefüge aus Form und Licht.

—

Questo mix vivace-decadente di rare gocce di cristallo di roccia colorato, pendenti robusti, ghirlande e ghiaccioli di Hamilton Rock Crystal, crea una fantasia di corposità e luce.

—

Hamilton Rock Crystal – это роскошное кокетливое поппури из капель горного хрусталя редкой расцветки, тяжёлых подвесок, гирлянд и сосулек, фантазийное сочетание текстур и света.

CRYSTAL



ROCK CRYSTAL;
HERITAGE CRYSTAL CLEAR
(CL)



ROCK CRYSTAL;
HERITAGE CRYSTAL CLEAR
JET (BK)



ROCK CRYSTAL;
HERITAGE CRYSTAL CLEAR
AMETHYST (AM)

FINISH



POLISHED SILVER
(-40)



JET BLACK
(-55)

Hamilton Rock Crystal - 5537

Chandelier

🔍 (BK) ○ (-55)



↔ 28 in / 71 cm

↑ 35 in / 89 cm

↓ 40 in / 102 cm

⊙ 33 lbs / 14.9 kg

💡
110 8-B10 60max

💡
220 8-B35 40max

AVL 110V, 220V

🔍 (CL), (AM), (BK)
○ (-40), (-55)

444 | Hamilton Rock Crystal

Hamilton Rock Crystal - 5536

Chandelier

◆ (AM) ○ (-40)



↔ 24 in / 61 cm

↑ 31 in / 79 cm

↓ 40 in / 102 cm

⊙ 27 lbs / 12.2 kg

💡 110 7-B10 60max

💡 220 7-B35 40max

AVL 110V, 220V

Hamilton Rock Crystal - 5535

Chandelier

◆ (BK) ○ (-55)



↔ 22 in / 56 cm

↑ 29.5 in / 75 cm

↓ 40 in / 102 cm

⊙ 22 lbs / 9.9 kg

💡 110 6-B10 60max

💡 220 6-B35 40max

AVL 110V, 220V

Hamilton Rock Crystal - 5508

Chandelier

◆ (CL) ○ (-40)



↔ 30 in / 76 cm

↑ 44 in / 112 cm

↓ 40 in / 102 cm


⊙ 48 lbs / 21.6 kg

💡 110 12-B10 60max

💡 220 12-B35 40max



AVL 110V, 220V

◆ (CL), (AM), (BK)
○ (-40), (-55)

29 in / 74 cm ↔
42 in / 107 cm ↑
40 in / 102 cm ↓
38 lbs / 17.1 kg ⊕
8-B10 60max  110
8-B35 40max  220
110V, 220V AVL





Hamilton Rock Crystal - 5507
Chandelier
◆ (BK) ○ (-55)

26 in / 66 cm ↔
37.5 in / 95 cm ↑
40 in / 102 cm ↓
32 lbs / 14.4 kg ⊕
7-B10 60max  110
7-B35 40max  220
110V, 220V AVL



Hamilton Rock Crystal - 5506
Chandelier
◆ (CL) ○ (-40)

22 in / 56 cm ↔
33.5 in / 85 cm ↑
40 in / 102 cm ↓
26 lbs / 11.7 kg ⊕
6-B10 60max  110
6-B35 40max  220
110V, 220V AVL



Hamilton Rock Crystal - 5505
Chandelier
◆ (AM) ○ (-40)

◆ (CL), (AM), (BK)
○ (-40), (-55)

Hamilton Rock Crystal - 5503

Wall Sconce

◆ (AM) ○ (-40)



↔ 14.5 in / 37 cm

↑↓ 23 in / 58 cm

↘ 7.5 in / 19 cm

⊙ 8 lbs / 3.6 kg

💡 3-B10 60max
110

💡 3-B35 40max
220

AVL 110V, 220V

Hamilton Rock Crystal - 5502

Wall Sconce

◆ (CL) ○ (-40)



↔ 14.5 in / 37 cm

↑↓ 20.5 in / 52 cm

↘ 6.5 in / 17 cm

⊙ 7 lbs / 3.2 kg

💡 2-B10 60max
110

💡 2-B35 40max
220

AVL 110V, 220V

Hamilton Rock Crystal - 5501

Wall Sconce

◆ (AM) ○ (-40)



↔ 5 in / 13 cm

↑↓ 17 in / 43 cm

↘ 7.5 in / 19 cm

⊙ 3 lbs / 1.4 kg

💡 1-B10 60max
110

💡 1-B35 40max
220

AVL 110V, 220V

◆ (CL), (AM), (BK)
○ (-40), (-55)



NV3905-40S



LUSTROGRAD
SWAROVSKILIGHTING.COM
ОПТОВЫЕ ПРОДАЖИ СВЕТИЛЬНИКОВ

NOVIELLE

A re-interpretation of Adolf Schonbek's 1938 Morchenstern Collection, Novielle's hand-formed, twisted crystal arms and scrolls are accented by a new, hand-cut crystal column. Elegant trimmings adorn this true Heritage Crystal design.

Reinterpretando la colección Morchenstern de Adolf Schonbek de 1938, los retorcidos brazos de cristal y volutas moldeados a mano del modelo Novielle están rematados con una nueva columna de cristal tallado a mano. Una auténtica reliquia con elegantes adornos.

Réinterprétation de la collection Morchenstern d'Adolf Schonbek de 1938, Novielle arbore des bras et des volutes en cristal torsadé, formés à la main, et accentués d'une nouvelle colonne en cristal taillé à la main. D'élégants enjolivements ornent ce design vraiment patrimonial.

Novielle ist eine Neuinterpretation von Adolf Schonbeks Morchenstern Kollektion aus dem Jahr 1938. Das Design präsentiert handgeformte, gedrehte Glasarme mit reicher Ornamentik, die durch eine moderne, handgeschliffene Kristallsäule perfekt in Szene gesetzt werden. Als Tribut an das Kulturerbe des Unternehmens ist Novielle elegant mit einer Vielzahl von Kristallelementen verziert.

Una reinterpretazione della Collezione Morchenstern del 1938 di Adolf Schonbek. I bracci e le volute in cristallo attorcigliato lavorato a mano di Novielle sono accentuati da una nuova colonna di cristalli tagliati a mano. Decorazioni eleganti arricchiscono questo vero design di altri tempi.

Люстра Novielle - это новая вариация на тему коллекции Morchenstern, которую выпустил в 1938 году Адольф Шонбек. Новая кристалльная колонна ручной работы красиво подчёркивает изготовленные вручную скрученные кристалльные рожки и завитки. Поистине исторический дизайн дополнен элегантной отделкой.

CRYSTAL



SPECTRA CRYSTAL
(A)



CRYSTALS FROM
SWAROVSKI (S)

FINISH



POLISHED SILVER
(-40)

Novielle - NV3915

Chandelier

🔍 (S) ○ (-40)



↔ 35 in / 89 cm

↑ 55 in / 140 cm

↓ 42 in / 107 cm

⊙ 76 lbs / 34.2 kg

💡 110 15-B10 60max 5-C7 7max INCL.

💡 220 17-B35 40max

AVL 110V, 220V

🔍 (A), (S)
○ (-40)

450 | Novielle

Novielle - NV3912

Chandelier

◆ (S) ○ (-40)




32 in / 81 cm ↔

44 in / 112 cm ↑

40 in / 102 cm ↓

44 lbs / 18.9 kg Ⓞ

12-B10 60max  110

12-B35 40max  220

110V, 220V AVL

◆ (A), (S)
○ (-40)



Novielle - NV3908

Chandelier

◊ (A) ○ (-40)



↔ 31 in / 79 cm

↑ 43 in / 109 cm

↓ 40 in / 102 cm

⊙ 34.5 lbs / 15.5 kg

💡 110 8-B10 60max

💡 220 8-B35 40max

AVL 110V, 220V



110 Canopy
*contact customer service for 220 canopy information

Novielle - NV3907

Chandelier

◊ (S) ○ (-40)



↔ 29 in / 74 cm

↑ 35 in / 89 cm

↓ 40 in / 102 cm

⊙ 26 lbs / 11.7 kg

💡 110 7-B10 60max

💡 220 7-B35 40max

AVL 110V, 220V

◊ (A), (S)
○ (-40)

25 in / 64 cm ↔

36 in / 91 cm ↑↓

40 in / 102 cm ↓

22 lbs / 9.9 kg Ⓢ

6-B10 60max Ⓢ
110

6-B35 40max Ⓢ
220

110V, 220V AVL



Novielle - NV3906

Chandelier
Ⓢ (A) ○ (-40)

22 in / 56 cm ↔

27 in / 69 cm ↑↓

40 in / 102 cm ↓

15 lbs / 6.8 kg Ⓢ

5-B10 60max Ⓢ
110

5-B35 40max Ⓢ
220

110V, 220V AVL



Novielle - NV3905

Chandelier
Ⓢ (S) ○ (-40)

Ⓢ (A), (S)
○ (-40)

Novielle - NV3904

Chandelier

◈ (A) ○ (-40)



↔ 14.5 in / 37 cm

↑ 15.5 in / 39 cm

↓ 40 in / 102 cm

⊙ 6 lbs / 2.7 kg

💡 110 4-B10 60max

💡 220 4-B35 40max

AVL 110V, 220V

Novielle - NV3902

Wall Sconce

◈ (S) ○ (-40)



↔ 11 in / 28 cm

↑ 19.5 in / 50 cm

↘ 6.5 in / 17 cm

⊙ 5 lbs / 2.3 kg

💡 110 2-B10 60max

💡 220 2-B35 40max

AVL: 110V, 220V

◈ (A), (S)
○ (-40)



6814-211S

OLDE WORLD

Blossoming like a rare flower, with its graceful hand-formed crystal body and dense ornaments, Olde World is an homage to the legendary house of Schonbek, founded in Bohemia in 1870, and to the sumptuousness of nineteenth-century décors.

Floreciendo como una flor rara, con su elegante cuerpo de cristal moldeado a mano y abundantes ornamentos, Olde World rinde tributo a la legendaria firma Schonbek, fundada en Bohemia en 1870, y a la suntuosidad de la decoración decimonónica.

S'épanouissant comme une fleur rare avec son gracieux corps en cristal formé à la main et ses ornements denses, Olde World rend hommage à la maison légendaire de Schonbek, fondée en Bohême en 1870, ainsi qu'à la somptuosité de la décoration du 19^e siècle.

Dieses klassische Original ist eine Hommage an die luxuriöse Pracht des 19. Jahrhunderts und das legendäre Kulturerbe des Hauses Schonbek, das 1870 in Böhmen gegründet wurde. Die handgeformte Kristallsäule und dichten Kristallornamente entfalten sich in diesem Luster wie eine seltene Blüte, die sich der Sonne entgegenstreckt.

Sbocciando come un fiore raro, con il grazioso corpo in cristallo lavorato a mano e densi ornamenti, Olde World è un omaggio alla leggendaria casa di Schonbek, costruita in Boemia nel 1870, e alla suntuosità degli arredi del diciannovesimo secolo.

Люстра Olde World – наше посвящение легендарному дому Schonbek, основанному в Богемии в 1870 году, и пышному декору 19 века. Грაციозный кристалльный каркас ручной работы, изобилующие украшениями, напоминает редкий цветок.

CRYSTAL



SPECTRA CRYSTAL
(A)



CRYSTALS FROM
SWAROVSKI (S)

FINISH



POLISHED SILVER
(-40)



AURELIA
(-211)

Olde World - 6861

Chandelier

🔍 (S) ○ (-40)



↔ 60 in / 152 cm

↑ 77 in / 196 cm

↓ 126 in / 320 cm

⊙ 200 lbs / 90.0 kg

💡 110 5-B10 25max 40-B10 60max

💡 220 3-B35 25max 40-B35 40max

AVL 110V, 220V, CCC

🔍 (A), (S)
○ (-40), (-211)

458 | Olde World

Olde World - 6860

Chandelier

◆ (S) ○ (-40)





35.5 in / 90 cm ↔

46 in / 117 cm ↑

126 in / 320 cm ↓





62 lbs / 27.9 kg Ⓢ

20-B10 60max 5-C7 7.5max  110

2-B35 25max 20-B35 40max  220



110V, 220V AVL


◆ (A), (S)
○ (-40), (-211)

36 in / 91 cm ↔
68 in / 173 cm ↑
126 in / 320 cm ↓
90 lbs / 40.5 kg ⊕
18-B10 60max  110
5-C7 7.5max  110
2-B35 25max  220
18-B35 40max  220
110V, 220V AVL



Olde World - 6818
Chandelier
⊕ (S) ○ (-40)

32 in / 81 cm ↔
55.5 in / 141 cm ↑
126 in / 320 cm ↓
62 lbs / 27.9 kg ⊕
14-B10 60max  110
14-B35 40max  220
110V, 220V AVL



Olde World - 6817
Chandelier
⊕ (S) ○ (-40)

Olde World - 6816

Chandelier

◊ (S) ○ (-40)



↔ 48 in / 122 cm

↑ 62 in / 157 cm

↓ 126 in / 320 cm

⊙ 140 lbs / 63.0 kg

💡₁₁₀ 30-B10 60max

💡₁₁₀ 5-C7 7.5max

💡₂₂₀ 2-B35 25max

💡₂₂₀ 30-B35 40max

AVL 110V, 220V, CCC

Olde World - 6815

Chandelier

◊ (S) ○ (-211)



↔ 36 in / 91 cm

↑ 52 in / 132 cm

↓ 84 in / 213 cm

⊙ 80 lbs / 36.0 kg

💡₁₁₀ 18-B10 60max

💡₁₁₀ 5-C7 7.5max

💡₂₂₀ 2-B35 25max

💡₂₂₀ 18-B35 40max

AVL 110V, 220V, CCC

◊ (A), (S)
○ (-40), (-211)

32 in / 81 cm ↔
40 in / 102 cm ↑↓
84 in / 213 cm ↓
54 lbs / 24.3 kg ⊕
15-B10 60max ⚡
15-B35 40max ⚡
110V, 220V, CCC AVL



30 in / 76 cm ↔
39 in / 99 cm ↑↓
80 in / 203 cm ↓
44 lbs / 19.8 kg ⊕
12-B10 60max ⚡
12-B35 40max ⚡
110V, 220V AVL



27 in / 69 cm ↔
34.5 in / 88 cm ↑↓
80 in / 203 cm ↓
38 lbs / 17.1 kg ⊕
9-B10 60max ⚡
9-B35 40max ⚡
110V, 220V, CCC AVL



⚡ (A), (S)
○ (-40), (-211)



Olde World - 6811

Chandelier

◆ (S) ○ (-40)

- ↔ 25 in / 64 cm
- ↑↓ 31 in / 79 cm
- ↓ 80 in / 203 cm
- ⊙ 28 lbs / 12.6 kg
- 💡₁₁₀ 7-B10 60max
- 💡₂₂₀ 7-B35 40max
- AVL 110V, 220V



Olde World - 6810

Chandelier

◆ (S) ○ (-211)

- ↔ 22 in / 56 cm
- ↑↓ 28 in / 71 cm
- ↓ 40 in / 102 cm
- ⊙ 21 lbs / 9.5 kg
- 💡₁₁₀ 5-B10 60max
- 💡₂₂₀ 5-B35 40max
- AVL 110V, 220V



Olde World - 6809

Chandelier

◆ (S) ○ (-40)

- ↔ 11 in / 28 cm
- ↑↓ 17 in / 43 cm
- ↓ 40 in / 102 cm
- ⊙ 10 lbs / 4.5 kg
- 💡₁₁₀ 4-B10 40max
- 💡₂₂₀ 4-B35 40max
- AVL 110V, 220V

◆ (A), (S)
○ (-40), (-211)

10 in / 25 cm ↔
15 in / 38 cm ↑↓
40 in / 102 cm ↓
8 lbs / 3.6 kg (S)
3-B10 40max (110)
3-B35 40max (220)
110V, 220V, CCC AVL



Olde World - 6864
Pendant
▶ (S) ○ (-40)

8 in / 20 cm ↔
12 in / 30 cm ↑↓
40 in / 102 cm ↓
4 lbs / 1.8 kg (S)
3-B10 40max (110)
3-B35 40max (220)
110V, 220V, CCC AVL



Olde World - 6863
Pendant
▶ (S) ○ (-40)

6 in / 15 cm ↔
9 in / 23 cm ↑↓
40 in / 102 cm ↓
2 lbs / 0.9 kg (S)
1-B10 40max (110)
1-B35 40max (220)
110V, 220V, CCC AVL



Olde World - 6862
Pendant
▶ (S) ○ (-40)

Olde World - 6806

Wall Sconce
⚡ (S) ○ (-40)



↔ 18 in / 46 cm

↑↓ 23 in / 58 cm

↘ 9.5 in / 24 cm

⊕ 9 lbs / 4.1 kg

💡 110 5-B10 60max

💡 220 5-B35 40max

AVL 110V, 220V

Olde World - 6808

Wall Sconce
⚡ (S) ○ (-40)



↔ 14.5 in / 37 cm

↑↓ 20 in / 51 cm

↘ 7.5 in / 19 cm

⊕ 6 lbs / 2.7 kg

💡 110 3-B10 60max

💡 220 3-B35 40max

AVL 110V, 220V

Olde World - 6807

Wall Sconce
⚡ (S) ○ (-40)



↔ 14.5 in / 37 cm

↑↓ 16 in / 41 cm

↘ 6 in / 15 cm

⊕ 5 lbs / 2.3 kg

💡 110 2-B10 60max

💡 220 2-B35 40max

AVL 110V, 220V

Olde World - 6805

Wall Sconce
⚡ (S) ○ (-40)



↔ 5 in / 13 cm

↑↓ 15 in / 38 cm

↘ 7.5 in / 19 cm

⊕ 2 lbs / 0.9 kg

💡 110 1-B10 60max

💡 220 1-B35 40max

AVL 110V, 220V

⚡ (A), (S)
○ (-40), (-211)



RT6825-40H



RIVINGTON

Evoking the rustic elegance of English interiors, Rivington is a classic design enhanced by cut-glass arms and crowned by a regal rosette. This is the chandelier you need for your elegant country home, ski chalet, or hunting lodge, but it is also perfect for a sophisticated urban residence.

Evocando la elegancia rústica de los interiorismos ingleses, Rivington es un diseño clásico realizado con brazos de cristal tallado y coronado por una majestuosa roseta. Esta es la lámpara de araña que necesita para su elegante casa de campo o para su cabaña de esquí o de caza, aunque también es perfecta para una residencia urbana sofisticada.

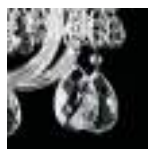
Évoquant l'élégance rustique des intérieurs anglais, Rivington est un design classique rehaussé par des bras en verre taillé et couronné par une rosette royale. C'est le lustre idéal pour une maison de campagne élégante, un chalet de montagne ou un pavillon de chasse - mais il convient aussi parfaitement pour une résidence urbaine sophistiquée.

Rivington! Allein der Name dieses exquisiten Lusters erinnert an die rustikale Eleganz der Herrenhäuser des englischen Adels. Die majestätisch wirkende Krone und präzise geschliffene Glasarme machen dieses klassische Design zum leuchtenden Blickpunkt für jeden eleganten Landsitz, jedes Ski Chalet oder jede Lodge. Auch in kultivierten Stadtresidenzen sorgt es für einen funkelnden Empfang.

Evocando l'eleganza rustica degli interni inglesi, Rivington è un design classico accentuato da bracci in vetro tagliato e coronato da una coccarda reale. È il lampadario ideale per eleganti case di campagna, chalet di montagna o residenze di caccia, ma è perfetto anche per sofisticate residenze di città.

Люстра Rivington классического дизайна с рожками из огранённого стекла, увенчанная царственной розеткой, напоминает элегантные интерьеры английских загородных особняков. Она прекрасно подойдёт для изысканного загородного дома, лыжного шале или охотничьего домика, но и в утончённом городском интерьере будет смотреться замечательно.

CRYSTAL



HERITAGE CRYSTAL
(H)

FINISH



HEIRLOOM GOLD
(-22)



ETRUSCAN GOLD
(-23)



FRENCH GOLD
(-26)



POLISHED SILVER
(-40)



ANTIQUÉ SILVER
(-48)



BLACK PEARL
(-49)



HEIRLOOM BRONZE
(-76)



AURELIA
(-211)



Rivington - RT6829

Chandelier

⬠ (H) ○ (-211)



110 Canopy
*contact customer service for 220 canopy information

30.5 in / 77 cm ↔

33.5 in / 85 cm ↑

40 in / 102 cm ↓

33 lbs / 14.9 kg Ⓞ

15-B10 60max  110

15-B35 40max  220

110V, 220V AVL

⬠ (H)
○ (-22), (-23), (-26), (-40), (-48), (-49), (-76), (-211)

29 in / 74 cm ↔

29 in / 74 cm ↑↓

40 in / 102 cm ↓

25 lbs / 11.3 kg (Ⓢ)

9-B10 60max (💡) 110

9-B35 40max (💡) 220

110V, 220V AvL

110 Canopy
*contact customer
service for 220
canopy information



Rivington - RT6825

Chandelier

⚡ (H) ○ (-40)

24.5 in / 62 cm ↔

26.5 in / 67 cm ↑↓

40 in / 102 cm ↓

17 lbs / 7.7 kg (Ⓢ)

7-B10 60max (💡) 110

7-B35 40max (💡) 220

110V, 220V AvL

110 Canopy
*contact customer
service for 220
canopy information



Rivington - RT6824

Chandelier

⚡ (H) ○ (-23)

21 in / 53 cm ↔

24 in / 61 cm ↑↓

40 in / 102 cm ↓

13.5 lbs / 6.1 kg (Ⓢ)

5-B10 60max (💡) 110

5-B35 40max (💡) 220

110V, 220V AvL

110 Canopy
*contact customer
service for 220
canopy information



Rivington - RT6823

Chandelier

⚡ (H) ○ (-40)

Rivington - RT6821

Wall Sconce

◊ (H) ○ (-22)



↔ 15.5 in / 39 cm

↑↓ 23.5 in / 60 cm

↙↘ 11 in / 28 cm

⊙ 8 lbs / 3.6 kg

💡 110 3-B10 60max

💡 220 3-B35 40max

AVL: 110V, 220V

Rivington - RT6820

Wall Sconce

◊ (H) ○ (-23)



↔ 15.5 in / 39 cm

↑↓ 21 in / 53 cm

↙↘ 10.5 in / 27 cm

⊙ 7 lbs / 3.2 kg

💡 110 2-B10 60max

💡 220 2-B35 40max

AVL: 110V, 220V

◊ (H)

○ (-22), (-23), (-26), (-40), (-48), (-49), (-76), (-211)



3601-40S (X3)

STERLING

In the eighteenth century, advances in glassmaking techniques and the demands of rich patrons made all-glass chandeliers the ultimate statement of class. Sterling, an all-crystal chandelier with hand-formed crystal arms and finely cut pendants, columns, and dishes, is the ultimate illustration of historical chandeliers' 'dazzling by light.'

En el siglo XVIII, los avances en las técnicas de fabricación del cristal y la demanda de los adinerados mecenas llevarían a incorporar las lámparas de araña realizadas íntegramente en cristal como símbolo de estatus y clase. Sterling, una lámpara de araña íntegramente realizada en cristal, con brazos de cristal moldeados a mano y colgantes, columna y platos de talla refinada, es la expresión definitiva de las lámparas de araña históricas.

Au 18e siècle, grâce aux progrès dans les techniques de fabrication du verre et aux exigences de riches mécènes, les lustres tout en verre sont devenus synonymes de classe. Sterling, un lustre tout en cristal avec des bras formés à la main, des pendants, des colonnes et des coupelles finement taillés, est l'illustration ultime des lustres historiques « éblouissants de lumière ».

Sterling steht für die Innovationen der Glasmanufaktur im 18. Jahrhundert, die wohlhabende Mäzene veranlassten, ganz in Glas gehaltene Luster als Anlagewert der Luxusklasse anzusehen. Die handgeformten Kristallarme und sorgfältig geschliffenen Kristallanhänger, Säulen und Schalen machen Sterling zu einer lichtscheinenden Neuinterpretation historischer Vorlagen.

Nel diciottesimo secolo i progressi nella tecnica della lavorazione del vetro e le richieste dei ricchi mecenati resero i lampadari interamente in vetro la massima espressione di stile. Sterling, un lampadario completamente in cristallo con bracci in cristallo lavorato a mano e pendenti tagliati con precisione, colonne e piatti, è la massima rappresentazione di "luce abbagliante" dei lampadari storici.

В 18 веке благодаря прогрессу в области изготовления стекла и спросу со стороны богатых клиентов стеклянные люстры стали общепризнанным символом высокого класса. Хрустальная люстра Sterling с кристалльными рожками ручной работы и умело ограниченными подвесками, колонной и тарелками – наше посвящение ослепительным старинным люстрам.

CRYSTAL



HERITAGE CRYSTAL
(H)



CRYSTALS FROM
SWAROVSKI (S)

FINISH



POLISHED SILVER
(40)



AURELIA
(211)

Sterling - 3612

Chandelier

⚡ (H) ○ (-40)



↔ 60 in / 152 cm

↑ 76 in / 193 cm

↓ 126 in / 320 cm

⊙ 176 lbs / 79.2 kg

💡 40-B10 60max 5-B8 25max INCL.
110

💡 3-B35 25max 40-B35 40max
220

AVL 110V, 220V

⚡ (H), (A), (S)
○ (-40), (-211)

474 | Sterling

Sterling - 3610

Chandelier

◆ (H) ○ (-40)




45 in / 114 cm ↔

61 in / 155 cm ↑

84 in / 213 cm ↓


70 lbs / 31.5 kg Ⓢ

25-B10 60max  110

25-B35 40max  220



110V, 220V AVL

◆ (H), (A), (S)
○ (-40), (-211)

32 in / 81 cm ↔
47 in / 119 cm ↑↓
80 in / 203 cm ↓
40 lbs / 18.0 kg ⊕
15-B10 60max  110
15-B35 40max  220
110V, 220V AVL



Sterling - 3608
Chandelier
⊕ (H) ○ (-40)

29 in / 74 cm ↔
30 in / 76 cm ↑↓
40 in / 102 cm ↓
26 lbs / 11.7 kg ⊕
12-B10 60max  110
12-B35 40max  220
110V, 220V AVL



Sterling - 3601
Chandelier
⊕ (S) ○ (-40)



Sterling - 2999
Chandelier
◈ (H) ○ (-40)

↔ 16 in / 41 cm
↑ 18 in / 46 cm
↓ 40 in / 102 cm
⊙ 10 lbs / 4.5 kg
💡 110 5-B10 60max
💡 220 5-B35 40max
AVL 110V, 220V



Sterling - 2998
Chandelier
◈ (H) ○ (-40)

↔ 34 in / 86 cm
↑ 43 in / 109 cm
↓ 126 in / 320 cm
⊙ 54 lbs / 24.3 kg
💡 110 20-B10 60max
💡 220 20-B35 40max
AVL 110V, 220V, CCC



Sterling - 2997
Chandelier
◈ (S) ○ (-40)

↔ 29 in / 74 cm
↑ 38 in / 97 cm
↓ 40 in / 102 cm
⊙ 32 lbs / 14.4 kg
💡 110 12-B10 60max
💡 220 12-B35 40max
AVL 110V, 220V

◈ (H), (A), (S)
○ (-40), (-211)



Sterling - 2995

Chandelier

◈ (H) ○ (-40)




25 in / 64 cm ↔

26 in / 66 cm ↓

40 in / 102 cm ↓

16 lbs / 7.2 kg ⊙

7-B10 60max 
110

7-B35 40max 
220



110V, 220V, CCC AVL

◈ (H), (A), (S)
○ (-40), (-211)

27 in / 69 cm ↔
31 in / 79 cm ↑
40 in / 102 cm ↓
24 lbs / 10.8 kg ⊕
9-B10 60max  110
9-B35 40max  220
110V, 220V, CCC AVL



Sterling - 2996
Chandelier
⊕ (H) ○ (-211)

21 in / 53 cm ↔
22.5 in / 57 cm ↑
40 in / 102 cm ↓
12 lbs / 5.4 kg ⊕
6-B10 60max  110
6-B35 40max  220
110V, 220V AVL



Sterling - 2994
Chandelier
⊕ (H) ○ (-40)



Sterling - 2992
Wall Sconce
◈ (S) ○ (-40)

↔ 15.5 in / 39 cm
↑↓ 21 in / 53 cm
↘ 7.5 in / 19 cm
⊙ 5 lbs / 2.3 kg
💡 110 3-B10 60max
💡 220 3-B35 40max
AVL 110V, 220V, CCC



Sterling - 2991
Wall Sconce
◈ (S) ○ (-40)


↔ 15.5 in / 39 cm
↑↓ 16.5 in / 42 cm
↘ 6.5 in / 17 cm
⊙ 4 lbs / 1.8 kg
💡 110 2-B10 60max
💡 220 2-B35 40max
AVL 110V, 220V, CCC



Sterling - 2990
Wall Sconce
◈ (A) ○ (-40)

↔ 5 in / 13 cm
↑↓ 15 in / 38 cm
↘ 8 in / 20 cm
⊙ 2 lbs / 0.9 kg
💡 110 1-B10 60max
💡 220 1-B35 40max
AVL 110V, 220V

◈ (H), (A), (S)
○ (-40), (-211)



CONTEMPORARY

—

The timelessly elegant, contemporary designs of Schonbek define environments. Powerful light effects come to life through an extensive range of shapes and exclusive crystal color combinations, with their striking layering effects vastly contributing to Schonbek's contemporary design appeal. By pairing modern lifestyle tastes with Schonbek's signature values—authenticity, superior quality, magnificent design, and lasting emotion—the Contemporary family of luminaires creates impressive "lightscares." Schonbek is manufactured exclusively in the U.S., drawing inspiration from its rich European heritage and longstanding tradition of chandelier making.

—

Los diseños contemporáneos y la elegancia atemporal de Schonbek definen los ambientes. Potentes efectos luminosos que se consiguen a través de una amplia gama de formas y exclusivas combinaciones de colores de cristal, con sus impactantes efectos superpuestos que contribuyen enormemente al atractivo del diseño contemporáneo de Schonbek. Gracias a la combinación de un estilo de vida moderno con los valores de la firma de Schonbek, autenticidad, calidad superior, magnífico diseño y emociones, se han creado impresionantes "paisajes luminosos". Schonbek se fabrica exclusivamente en los EE.UU., inspirándose en su rico patrimonio europeo y en una larga tradición en la fabricación de arañas de cristal.

—

Le design élégant, intemporel et contemporain des lustres Schonbek définit les environnements. De puissants effets de lumière prennent vie grâce à une vaste gamme de formes et de combinaisons de couleurs de cristal exclusives. Leurs fabuleux effets de superposition contribuent à la séduction qu'exerce le design contemporain des lustres Schonbek. L'union entre les goûts et l'esthétique moderne, et les valeurs qui sont la signature de Schonbek—authenticité, qualité supérieure, splendeur du design et persistance de l'émotion—donnent naissance à d'impressionnantes « mises en lumière ». Schonbek, fabrique exclusivement aux États-Unis, puisant son inspiration dans son riche patrimoine européen et sa longue tradition de fabricant de lustres.

—


Die zeitlos eleganten Designs von Schonbek bestimmen den Raum. Intensive Lichteffekte entstehen durch schlichte Formgebung und den Einsatz außergewöhnlicher Kristallvariationen. Dieses multidimensionale Spiel mit Effekten macht Schonbek als zeitgenössisches Beleuchtungsdesign so einzigartig. Durch die Kombination aus Sinn für Wohnbedürfnisse und den Kernkompetenzen von Schonbek – Authentizität, überragende Qualität, atemberaubendes Design und bleibende Emotion – formen sich großartige „Lichtwelten“. Schonbek Produkte werden exklusiv in den USA hergestellt und verkörpern jahrhundertalte europäische Lustertradition.

—

Il design contemporaneo, elegante e senza tempo di Schonbek definisce gli ambienti. La vasta gamma di forme ed esclusive combinazioni cromatiche del cristallo dà vita a potenti effetti luce, mentre gli straordinari effetti di layering contribuiscono al fascino contemporaneo di Schonbek. Combinando insieme stili e gusti moderni con i suoi elementi distintivi—autenticità, qualità superiore, straordinario design ed emozioni che durano nel tempo—Schonbek crea fantastici "scenari di luce". I prodotti Schonbek sono realizzati esclusivamente negli Stati Uniti, traendo ispirazione dalla ricca eredità culturale europea e da una lunga tradizione nella produzione dei lampadar.

—

Классические, элегантные и современные люстры Schonbek задают направление всего интерьера. Мощные потоки света льются сквозь кристаллы всевозможных форм и эксклюзивных сочетаний цветов, которые, наслаиваясь друг на друга, придают дизайну Schonbek современное звучание. Сочетание современной эстетики и главных ценностей бренда Schonbek, таких как подлинность, превосходное качество, величественный дизайн и непреходящий эмоциональный отклик, позволяет создавать впечатляющие световые пейзажи. Люстры Schonbek изготавливаются исключительно в США с учетом богатого европейского наследия и давних традиций производства.





BOUTIQUE LAMPS

486 - 489



PLAZA

548 - 555



CASSINI

490 - 493



QUANTUM

556 - 569



CHANTANT

494 - 509



REFRAX

570 - 587



DA VINCI

510 - 515



RIVIERA

588 - 593



DIONYX

516 - 521



SUNSARILO

594 - 597



ECLYPTIX

522 - 535



VERTEX

598 - 607



MATRIX

536 - 547



ZEPPA

608 - 619



BL300-401CL3

BOUTIQUE LAMPS

Massive chunks of crown glass transform the Boutique Lamp collection into lit pieces of art. The body of each lamp is formed by a faceted, large optic crystal offered in three dramatic shapes- circle, half curve or inverted triangle. Each offers a bold scale coupled with an unparalleled feeling of balance and grace. Sleek and clean in design, these lamps will be the focal point of any room.

Trozos enormes de cristales coronado que transforman la colección Boutique en piezas de arte iluminadas. El cuerpo de cada lámpara está formado por un cristal óptico facetado grande que se ofrece en tres formas dramáticas: círculo, media curva o triángulo invertido. Cada una ofrece una escala audaz, aunada a una sensación incomparable de equilibrio y gracia. Con un diseño fino y puro, estas lámparas serán el punto focal de cualquier salón.

Des pièces massives de verre crown transforment la collection Boutique en oeuvres d'art illuminées. Le corps de chaque lampe est formé d'un grand cristal optique faceté proposé en trois formes spectaculaires - cercle, demi-courbe ou triangle inversé. Les lampes affichent une dimension audacieuse couplée à un sentiment inégalé d'équilibre et de grâce. Avec leur design élégant et épuré, elle deviendront le point de mire d'une pièce à vivre.

Massives Kronglas verwandelt die Boutique Kollektion in elegante Kunstwerke des Lichts. Der große, facettierte Kristallkorpus der Leuchten ist als Kreis, Halbbogen oder auf der Spitze stehendes Dreieck erhältlich. Aus der unkonventionellen Formensprache dieser drei Varianten entfaltet sich ein konkurrenzlos schönes Flair, in dem ausgewogene Gestaltung und Anmut perfekt miteinander harmonieren. Das schnittige, clean gehaltene Design dieser Leuchten zieht in jedem Raum alle Blicke auf sich.

Massives Kronglas verwandelt die Boutique Kollektion in elegante Kunstwerke des Lichts. Der große, facettierte Kristallkorpus der Leuchten ist als Kreis, Halbbogen oder auf der Spitze stehendes Dreieck erhältlich. Aus der unkonventionellen Formensprache dieser drei Varianten entfaltet sich ein konkurrenzlos schönes Flair, in dem ausgewogene Gestaltung und Anmut perfekt miteinander harmonieren. Das schnittige, clean gehaltene Design dieser Leuchten zieht in jedem Raum alle Blicke auf sich.

Массивные фрагменты кронгласа превращают коллекцию Boutique в произведение искусства. Корпус каждого светильника сделан из крупного огранённого оптического кристалла. Мы предлагаем на выбор три впечатляющие формы: круг, наполовину изогнутый контур и перевернутый треугольник. Эти изделия отличаются большим размером и изящным, безупречно сбалансированным дизайном. Светильники простых чётких очертаний станут центральным элементом интерьера любого помещения.

CRYSTAL



OPTIC (CL)
CIRCLE




OPTIC (CL)
INVERTED TRIANGLE




OPTIC (CL)
HALF CURVE


SHADE



GRAY (1)



BLACK (2)




WHITE (3)

AVL 110V only

FINISH



POLISHED STAINLESS
STEEL (-401)





Boutique Lamps - BL300

Table Lamp

🔍 (CL) ○ (-401) □ (3)

↔ 17.5 in / 44 cm

↑↓ 25 in / 64 cm

↙ 11 in / 28 cm

⊕ 15 lbs / 6.8 kg

💡 2-G9 75max
110

AVL 110V



Boutique Lamps - BL200

Table Lamp

🔍 (CL) ○ (-401) □ (2)

↔ 17.5 in / 44 cm

↑↓ 25 in / 64 cm

↙ 11 in / 28 cm

⊕ 23 lbs / 10.4 kg

💡 2-G9 75max
110

AVL 110V



Boutique Lamps - BL100

Table Lamp

🔍 (CL) ○ (-401) □ (1)

↔ 17.5 in / 44 cm

↑↓ 25 in / 64 cm

↙ 11 in / 28 cm

⊕ 16 lbs / 7.2 kg

💡 2-G9 75max
110

AVL 110V

🔍 (CL)
○ (-401)

□ (1)(2)(3)



CA2525A

CASSINI

Both pure in shape and lavish, this dense crystal ring seems to float in mid-air, glittering like a halo. Inspired by the discovery of the Cassini Division in the rings of Saturn by Renaissance astronomer Giovanni Domenico Cassini in 1675, it is a celebration of the power of the solar system and the astral movements around the sun and moon. This is the extravagant design piece that will add oomph to your dining room and shine a light on your lounge or retail space.

De forma pura y opulenta, este anillo de cristal denso parece flotar en el aire, brillando como un halo de luz. Inspirada en el descubrimiento de la división de Cassini en los anillos de Saturno por parte del astrónomo renacentista Giovanni Domenico Cassini en 1675, esta lámpara es un tributo al poder del Sistema Solar y a los movimientos astrales alrededor del sol y la luna. Esta es una pieza de diseño extravagante que agregará un toque sorprendente a su comedor, y perfecta para iluminar cualquier estancia o espacio comercial.

Affichant une forme pure et un style somptueux, cet anneau dense en cristal semble flotter dans les airs en scintillant comme un halo. Inspiré par la découverte en 1675 de la division de Cassini dans les anneaux de Saturne par l'astronome de la Renaissance, Giovanni Domenico Cassini, il célèbre la puissance du système solaire, et des mouvements des astres et de la lune autour du soleil. Cette pièce au design extravagant ajoutera du pep à votre salle à manger, et mettra en lumière votre salon ou votre espace de vente.

Das ist schlichte und zugleich prachtvolle Reinheit. Wie eine Gloriole scheint der kompakte Kristallring in der Luft zu schweben. Vorbild für dieses extravagante Design sind Details im Saturnring, die 1675 in der Renaissance von dem Astronomen Giovanni Domenico Cassini entdeckt und ihm zu Ehren als Cassinische Teilung bezeichnet werden. Die Kreation feiert die Energie des Sonnensystems und der Gestirne am Firmament und verleiht jedem Ess-, Wohn- oder auch Verkaufsbereich eine himmlische Atmosphäre.

Puro nelle forme e al contempo sfarzoso, questo denso anello di cristallo sembra fluttuare a mezz'aria, risplendendo come un'aura. Inspirato alla scoperta della divisione Cassini negli anelli di Saturno da parte dell'astronomo rinascimentale Giovanni Domenico Cassini nel 1675, è una celebrazione della forza del sistema solare e dei movimenti astrali attorno al sole e alla luna. È un pezzo dal design stravagante che dona dinamismo al soggiorno e risplende nel salotto e negli spazi commerciali.

Эта роскошная люстра простой формы - кольцо, обильно усыпанное кристаллами - словно парит в воздухе наподобие ореола. Источником вдохновения для наших мастеров послужила щель Кассини между кольцами Сатурна. Астроном эпохи Возрождения Джованни Доменико Кассини обнаружил этот промежуток в 1675 году. Люстра Cassini - наше посвящение величию Солнечной системы и движению астральных тел вокруг Солнца и Луны. Это экстравагантное произведение станет впечатляющим элементом интерьера столовой и озарит прекрасным светом гостиную или торговый зал.

CRYSTAL



SPECTRA CRYSTAL (A)



CRYSTALS FROM SWAROVSKI (S)

FINISH



POLISHED STAINLESS STEEL (-401)



Cassini - CA3939

Pendant

⬠ (A) ○ (-401)



↔ 39 in / 99 cm

↑↓ 5.5 in / 14 cm

⌵ 144 in / 366 cm

⊕ 62 lbs / 27.9 kg

💡 110 28-G9 40max INCL.

💡 220 28-G9 40max INCL.

AVL 110V, 220V

Cassini - CA3724

Pendant

⬠ (S) ○ (-401)



↔ 37 in / 94 cm

↑↓ 4.5 in / 11 cm

⌵ 24 in / 61 cm

⌵ 144 in / 366 cm

⊕ 42 lbs / 18.9 kg

💡 110 20-G9 40max INCL.

💡 220 20-G9 40max INCL.

AVL 110V, 220V

Cassini - CA2525

Pendant

⬠ (A) ○ (-401)



↔ 25 in / 64 cm

↑↓ 13 in / 33 cm

⌵ 144 in / 366 cm

⊕ 28 lbs / 12.6 kg

💡 110 15-G9 40max INCL.

💡 220 15-G9 40max INCL.

AVL 110V, 220V

Cassini - CAC2525

Close to Ceiling

⬠ (A) ○ (-401)



↔ 25 in / 64 cm

↑↓ 8.5 in / 22 cm

⊕ 29 lbs / 13.1 kg

💡 110 15-G9 40max INCL.

💡 220 15-G9 40max INCL.

AVL 110V, 220V

⬠ (A), (S)
○ (-401)



CH1812-401A | CH2440-401A (X2)

CHANTANT

—
A dazzling symphony of crystal strands falling from a circular frame, as if punctuating the notes of a Romantic opus. Choose from a selection of more dramatic designs for a more majestic space or minimalist, compact versions for a discreet, yet splendid, statement.

—
Una deslumbrante sinfonía de hileras de collares largos de cristal que cuelgan desde una estructura circular, evocando las notas de un Opus romántico. Elija entre una selección de diseños más dramáticos para un espacio más majestuoso o versiones minimalistas y compactas para hacer una discreta pero espléndida declaración de estilo.

—
Une symphonie étincelante de brins de cristal s'échappe d'une structure circulaire, comme ponctuant les notes d'un opus romantique. Choisissez parmi une sélection de designs spectaculaires pour un espace plus majestueux, ou de versions compactes et minimalistes pour une allure à la fois discrète et splendide.

—
Die beinahe endlos anmutenden Crystal Strands kulminieren in einer romantischen Symphonie des Kristalls, die am eleganten Rund von Chantant in einem ganz eigenen Rhythmus zu steigen und zu fallen scheint. Zur Wahl stehen opulente Designs für glamouröse Grandezza oder minimalistische Kompaktversionen für ein dezentes und zugleich grandioses Statement.

—
Una sinfonia abbagliante di fili di cristallo che cadono da una struttura circolare, come a sottolineare le note di un'opera romantica. È disponibile una scelta di design più drammatici per uno spazio più maestoso o versioni compatte e minimaliste per uno statement discreto ma al contempo grandioso.

—
Обворожительная симфония кристалльных нитей ниспадает с круглого каркаса, словно звонкие ноты романтического опуса. Для величественного интерьера подойдут более драматичные варианты дизайна. Минималистичная компактная версия станет сдержанным и в то же время роскошным акцентом интерьера.

CRYSTAL



HERITAGE CRYSTAL
(H)



SPECTRA CRYSTAL
(A)

FINISH



POLISHED
STAINLESS STEEL (-401)

43 in / 109 cm ↔

52 in / 132 cm ↑↓

22 in / 56 cm ↙↘

144 in / 366 cm ↓

63 lbs / 28.4 kg ⊕

8-GU10 50max INCL. 



8-GU10 50max INCL. 

110V, 220V AVL



Chantant - CH4813

Pendant

 (H)  (-401)

43 in / 109 cm ↔

27 in / 69 cm ↑↓

22 in / 56 cm ↙↘

144 in / 366 cm ↓

51 lbs / 23.0 kg ⊕

8-GU10 50max INCL. 



8-GU10 50max INCL. 



110V, 220V AVL




Chantant - CH4812

Pendant

 (H)  (-401)

 (H), (A)
 (-401)

496 | Chantant



Chantant - CH4811

Pendant

⬠ (H) ○ (-401)

↔ 43 in / 109 cm

↑↓ 18.5 in / 47 cm

↘ 22 in / 56 cm

↓ 144 in / 366 cm

⊙ 43 lbs / 19.4 kg

💡 110 8-GU10 50max INCL.

💡 220 8-GU10 50max INCL.

AVL 110V, 220V



Chantant - CH3612

Pendant

⬠ (H) ○ (-401)

↔ 33 in / 84 cm

↑↓ 24 in / 61 cm

↘ 15 in / 38 cm

↓ 144 in / 366 cm

⊙ 32 lbs / 14.4 kg

💡 110 6-GU10 50max INCL.

💡 220 6-GU10 50max INCL.

AVL 110V, 220V



Chantant - CH3611

Pendant

⬠ (H), (A) ○ (-401)

↔ 33 in / 84 cm

↑↓ 16.5 in / 42 cm

↘ 15 in / 38 cm

↓ 144 in / 366 cm

⊙ 13 lbs / 5.9 kg

💡 110 6-GU10 50max INCL.

💡 220 6-GU10 50max INCL.


AVL 110V, 220V

⬠ (H), (A)
○ (-401)

Chantant - CH2413

Pendant

⬠ (H) ○ (-401)



↔ 24 in / 61 cm

↑ 79 in / 201 cm

↓ 144 in / 366 cm

⊕ 56 lbs / 25.2 kg

💡 110 6-GU10 50max INCL.

💡 220 6-GU10 50max INCL.

AVL 110V, 220V



110 Canopy
*contact customer
service for 220
canopy information

⬠ (H), (A)
○ (-401)

498 | Chantant



Chantant - CH1813

Pendant

⚡ (A) ○ (-401)

- ↔ 21 in / 53 cm
- ↑ 70.25 in / 178 cm
- ↓ 144 in / 366 cm
- ⊙ 45.5 lbs / 20.5 kg
- 💡₁₁₀ 5-GU10 50max INCL.
- 💡₂₂₀ 5-GU10 50max INCL.
- AVL 110V, 220V



Chantant - CH1212

Pendant

⚡ (H) ○ (-401)

- ↔ 14 in / 36 cm
- ↑ 35 in / 89 cm
- ↓ 144 in / 366 cm
- ⊙ 16 lbs / 7.2 kg
- 💡₁₁₀ 4-GU10 50max INCL.
- 💡₂₂₀ 4-GU10 50max INCL.
- AVL 110V, 220V

⚡ (H), (A)
○ (-401)

24 in / 61 cm ↔

28 in / 71 cm ↑↓


144 in / 366 cm ↓

34 lbs / 15.3 kg (⊕)

6-GU10 50max INCL. (💡₁₁₀)

6-GU10 50max INCL. (💡₂₂₀)

110V, 220V AVL



Chantant - CH2412

Pendant

(H) ○ (-401)

24 in / 61 cm ↔

20 in / 51 cm ↑↓

144 in / 366 cm ↓

16 lbs / 7.2 kg (⊕)

6-GU10 50max INCL. (💡₁₁₀)

6-GU10 50max INCL. (💡₂₂₀)

110V, 220V AVL



Chantant - CH2411

Pendant

(H) ○ (-401)

21 in / 53 cm ↔

41.5 in / 105 cm ↑↓

144 in / 366 cm ↓

37 lbs / 16.7 kg (⊕)

5-GU10 50max INCL. (💡₁₁₀)

5-GU10 50max INCL. (💡₂₂₀)

110V, 220V AVL



Chantant - CH1812

Pendant

(A) ○ (-401)

(H), (A)
○ (-401)

500 | Chantant



Chantant - CH1811

Pendant

⚡ (H) ○ (-401)

↔ 21 in / 53 cm

↑↓ 17 in / 43 cm

↓ 144 in / 366 cm

⊕ 26.5 lbs / 11.9 kg

💡 5-GU10 50max INCL.
110

💡 5-GU10 50max INCL.
220

AVL 110V, 220V



Chantant - CH1211

Pendant

⚡ (H) ○ (-401)

↔ 14 in / 36 cm

↑↓ 23 in / 58 cm

↓ 144 in / 366 cm

⊕ 14.5 lbs / 6.5 kg

💡 4-GU10 50max INCL.
110

💡 4-GU10 50max INCL.
220

AVL 110V, 220V



Chantant - CH0812

Pendant

⚡ (H), (A) ○ (-401)

↔ 10.5 in / 27 cm

↑↓ 24.5 in / 62 cm

↓ 144 in / 366 cm

⊕ 10 lbs / 4.5 kg

💡 3-GU10 50max INCL.
110

💡 3-GU10 50max INCL.
220

AVL 110V, 220V

⚡ (H), (A)
○ (-401)

43 in / 109 cm ↔

52.5 in / 133 cm ↑↓

22 in / 56 cm ↙↘

61 lbs / 27.5 kg ⊕

8-GU10 35max INCL. 



8-GU10 35max INCL. 

110V, 220V AVL



Chantant - CH4803

Close to Ceiling

 (H)  (-401)

43 in / 109 cm ↔

27.5 in / 70 cm ↑↓

22 in / 56 cm ↙↘

49 lbs / 22.1 kg ⊕

8-GU10 35max INCL. 


8-GU10 35max INCL. 



110V, 220V AVL



Chantant - CH4802

Close to Ceiling

 (H)  (-401)


 (H), (A)
 (-401)

502 | Chantant

Chantant - CH4801

Close to Ceiling

⚡ (H) ○ (-401)



↔ 43 in / 109 cm

↑↓ 19 in / 48 cm

↘ 22 in / 56 cm

⊕ 41 lbs / 18.5 kg

💡 110 8-GU10 35max INCL.

💡 220 8-GU10 35max INCL.

AVL 110V, 220V

Chantant - CH3602

Close to Ceiling

⚡ (H) ○ (-401)



↔ 33 in / 84 cm

↑↓ 24.5 in / 62 cm

↘ 15 in / 38 cm

⊕ 31 lbs / 14.0 kg

💡 110 6-GU10 35max INCL.

💡 220 6-GU10 35max INCL.

AVL 110V, 220V

Chantant - CH3601

Close to Ceiling

⚡ (H) ○ (-401)



↔ 33 in / 84 cm

↑↓ 17 in / 43 cm

↘ 15 in / 38 cm

⊕ 12 lbs / 5.4 kg

💡 110 6-GU10 35max INCL.

💡 220 6-GU10 35max INCL.

AVL 110V, 220V

⚡ (H), (A)
○ (-401)

Chantant - CH2403

Close to Ceiling

⬠ (H) ○ (-401)



↔ 24 in / 61 cm

↑ 79.5 in / 202 cm

⊙ 54 lbs / 24.3 kg

💡 6-GU10 35max INCL.
110

💡 6-GU10 35max INCL.
220

AVL 110V, 220V

⬠ (H), (A)
○ (-401)

504 | Chantant

Chantant - CH1803

Close to Ceiling

⚡ (A) ○ (-401)



↔ 21 in / 53 cm

↑↓ 70.5 in / 179 cm

⊕ 45 lbs / 20.3 kg

💡₁₁₀ 5-GU10 35max INCL.

💡₂₂₀ 5-GU10 35max INCL.

AVL 110V, 220V

Chantant - CH1202

Close to Ceiling

⚡ (H) ○ (-401)



↔ 14 in / 36 cm

↑↓ 35.5 in / 90 cm

⊕ 14 lbs / 6.3 kg

💡₁₁₀ 4-GU10 35max INCL.

💡₂₂₀ 4-GU10 35max INCL.

AVL 110V, 220V

⚡ (H), (A)
○ (-401)

24 in / 61 cm ↔

28.5 in / 72 cm ↓

32 lbs / 14.4 kg (L)

6-GU10 35max INCL. (L)
110

6-GU10 35max INCL. (L)
220

110V, 220V AVL



Chantant - CH2402

Close to Ceiling

(H) ○ (-401)

24 in / 61 cm ↔

20.5 in / 52 cm ↓

14 lbs / 6.3 kg (L)

6-GU10 35max INCL. (L)
110

6-GU10 35max INCL. (L)
220

110V, 220V AVL



Chantant - CH2401

Close to Ceiling

(H) ○ (-401)

21 in / 53 cm ↔

41.75 in / 106 cm ↓

36.5 lbs / 16.4 kg (L)

5-GU10 35max INCL. (L)
110

5-GU10 35max INCL. (L)
220

110V, 220V AVL



Chantant - CH1802

Close to Ceiling

(A) ○ (-401)

(H), (A)
○ (-401)

506 | Chantant



Chantant - CH1801

Close to Ceiling

⬠ (H) ○ (-401)

↔ 21 in / 53 cm

↑↓ 17 in / 43 cm

⊙ 26 lbs / 11.7 kg

💡₁₁₀ 5-GU10 35max INCL.

💡₂₂₀ 5-GU10 35max INCL.

AVL 110V, 220V



Chantant - CH1201

Close to Ceiling

⬠ (H) ○ (-401)

↔ 14 in / 36 cm


↑↓ 23.5 in / 60 cm

⊙ 12.5 lbs / 5.6 kg

💡₁₁₀ 4-GU10 35max INCL.

💡₂₂₀ 4-GU10 35max INCL.

AVL 110V, 220V



Chantant - CH0802

Close to Ceiling

⬠ (H) ○ (-401)

↔ 10.5 in / 27 cm

↑↓ 25 in / 64 cm

⊙ 9.5 lbs / 4.3 kg

💡₁₁₀ 3-GU10 35max INCL.

💡₂₂₀ 3-GU10 35max INCL.

AVL 110V, 220V

⬠ (H), (A)
○ (-401)

36 in / 91 cm ↔

9 in / 23 cm ↑↓


7 in / 18 cm ↙↘

17 lbs / 7.7 kg ⚖️

6-GU10 40max INCL. 💡
110

6-GU10 40max INCL. 💡
220

110V, 220V AVL



Chantant - CH3640

Wall Sconce

⚡ (A) ○ (-401)

24.5 in / 62 cm ↔

8.5 in / 22 cm ↑↓

7 in / 18 cm ↙↘

11 lbs / 5.0 kg ⚖️

4-G9 40max INCL. 💡
110

4-G9 40max INCL. 💡
220

110V, 220V AVL



Chantant - CH2440

Wall Sconce

⚡ (A) ○ (-401)

14 in / 36 cm ↔

33 in / 84 cm ↑↓

9.5 in / 24 cm ↙↘

14 lbs / 6.3 kg ⚖️

4-G9 40max INCL. 💡
110

4-G9 40max INCL. 💡
220

110V, 220V AVL



Chantant - CH1233

Wall Sconce

⚡ (A) ○ (-401)



Chantant - CH1232

Wall Sconce

⚡ (A) ○ (-401)

- ↔ 14 in / 36 cm
- ↑↓ 18 in / 46 cm
- ↘ 9.5 in / 24 cm
- ⊕ 12 lbs / 5.4 kg
- 💡₁₁₀ 4-G9 40max INCL.
- 💡₂₂₀ 4-G9 40max INCL.
- AVL 110V, 220V



Chantant - CH0833

Wall Sconce

⚡ (A) ○ (-401)

- ↔ 6.5 in / 17 cm
- ↑↓ 23 in / 58 cm
- ↘ 6 in / 15 cm
- ⊕ 6 lbs / 2.7 kg
- 💡₁₁₀ 2-G9 40max INCL.
- 💡₂₂₀ 2-G9 40max INCL.
- AVL 110V, 220V



Chantant - CH0832

Wall Sconce

⚡ (H), (A) ○ (-401)

- ↔ 6.5 in / 17 cm
- ↑↓ 16 in / 41 cm
- ↘ 6 in / 15 cm
- ⊕ 5 lbs / 2.3 kg
- 💡₁₁₀ 2-G9 40max INCL.
- 💡₂₂₀ 2-G9 40max INCL.
- AVL 110V, 220V

⚡ (H), (A)
○ (-401)



DV3636S

DA VINCI

The great Renaissance man Leonardo da Vinci was known for his scientific and artistic inventions. Our homage to the genius, Da Vinci is a magnificent sphere of light composed of hundreds of crystal octagons. Streamlined and dense with the thousand facets of cut glass, this shimmering globe comes in a suspension form, as a standing luminary or table lamp.

El gran hombre del Renacimiento, Leonardo da Vinci, fue conocido por sus inventos científicos y artísticos. Nuestro particular tributo a este genio, el modelo Da Vinci, es una espectacular esfera de luz compuesta por cientos de cristales con forma octogonal. Estilizado y cubierto por sus miles de facetas de cristal cortado, esta deslumbrante esfera se ofrece en una forma suspendida, como una lámpara de pie o de mesa.

Le grand homme de la Renaissance, Leonardo da Vinci, était réputé pour ses inventions scientifiques et artistiques. Da Vinci est notre hommage à ce génie, une magnifique sphère de lumière composée de centaines d'octogones en cristal. Épuré et dense, avec son verre taillé affichant des milliers de facettes, ce globe étincelant est proposé sous forme de suspension, en lampadaire ou en lampe de table.

Wer kennt ihn nicht, Leonardo da Vinci, den berühmten Erfinder und Künstler der Renaissance? Die prachtvolle Da Vinci Leuchtkugel mit Hunderten funkelnder Kristallkappen ist eine glänzende Hommage an das Genie. Der kompakt schimmernde Ballon mit einer Fülle funkelnder Facetten ist als Decken-, Steh- oder Tischleuchte erhältlich.

Il grande uomo del Rinascimento, Leonardo da Vinci, era noto per le sue invenzioni scientifiche e artistiche. Il nostro omaggio al genio, Da Vinci, è una sfera magnifica di luce composta da centinaia di cristalli a forma di ottagono. Slanciato e denso con migliaia di sfaccettature di vetro tagliato, questo globo scintillante ha una forma sospesa come lampade verticali o da tavolo.

Великий человек эпохи Возрождения Леонардо да Винчи славился научными и художественными изобретениями. Da Vinci - наше посвящение гениальному мастеру. Светящаяся сфера состоит из сотен кристалльных восьмиугольников. Мы предлагаем подвесной, напольный и настольный варианты этого простого мерцающего шара с тысячами стеклянных граней.

CRYSTAL



SPECTRA CRYSTAL (A)



CRYSTALS FROM SWAROVSKI (S)

FINISH




POLISHED STAINLESS STEEL (-401)

Da Vinci - DV3636

Pendant

⬠ (S) ○ (-401)



↔ 36 in / 91 cm

↑ 36 in / 91 cm

↓ 144 in / 366 cm

⊙ 190 lbs / 85.5 kg

💡 110 72-G9 40max INCL.

💡 220 72-G9 40max INCL.

AVL 110V, 220V

⬠ (A), (S)
○ (-401)

512 | Da Vinci



- ↔ 24 in / 61 cm
- ↑↓ 24 in / 61 cm
- ↓ 144 in / 366 cm
- ⊕ 60 lbs / 27.0 kg
- 💡 110 30-G9 40max INCL.
- 💡 220 30-G9 40max INCL.
- AVL 110V, 220V



- ↔ 18 in / 46 cm
- ↑↓ 18 in / 46 cm
- ↓ 144 in / 366 cm
- ⊕ 33 lbs / 14.9 kg
- 💡 110 18-G9 40max INCL.
- 💡 220 18-G9 40max INCL.
- AVL 110V, 220V



- ↔ 15 in / 38 cm
- ↑↓ 15 in / 38 cm
- ↓ 144 in / 366 cm
- ⊕ 31 lbs / 14.0 kg
- 💡 110 16-G9 40max INCL.
- 💡 220 16-G9 40max INCL.
- AVL 110V, 220V

◈ (A), (S)
○ (-401)

12 in / 30 cm ↔

12 in / 30 cm ↑↓

144 in / 366 cm ↓

17 lbs / 7.7 kg Ⓢ

12-G9 40max INCL. ⚡
110

12-G9 40max INCL. ⚡
220

110V, 220V AVL



Da Vinci - DV1212

Pendant

⚡ (A) ○ (-401)

10 in / 25 cm ↔

10 in / 25 cm ↑↓

144 in / 366 cm ↓

9 lbs / 4.1 kg Ⓢ

6-G9 40max INCL. ⚡
110

6-G9 40max INCL. ⚡
220

110V, 220V AVL



Da Vinci - DV1010

Pendant

⚡ (A) ○ (-401)

8 in / 20 cm ↔

8 in / 20 cm ↑↓

144 in / 366 cm ↓

7 lbs / 3.2 kg Ⓢ

4-G9 40max INCL. ⚡
110

4-G9 40max INCL. ⚡
220

110V, 220V AVL



Da Vinci - DV0808

Pendant

⚡ (S) ○ (-401)

Da Vinci - DVC1010

Close to Ceiling

⚡ (S) ○ (-401)



↔ 10 in / 25 cm

↑↓ 8 in / 20 cm

⚡ 13 lbs / 5.9 kg

💡 5-G9 40max INCL.
110

💡 5-G9 40max INCL.
220

AVL 110V, 220V

Da Vinci - DVW0808

Wall Sconce

⚡ (S) ○ (-401)



↔ 8 in / 20 cm

↑↓ 8 in / 20 cm

⚡ 7.5 in / 19 cm

⚡ 6.5 lbs / 2.9 kg

💡 4-G9 40max INCL.
110


💡 4-G9 40max INCL.
220

AVL 110V, 220V

Da Vinci - DVT1012

Table Lamp

⚡ (S) ○ (-401)



↔ 10 in / 25 cm

↑↓ 11.5 in / 29 cm

⚡ 10 lbs / 4.5 kg

💡 6-G9 40max INCL.
110

💡 6-G9 40max INCL.
220

AVL 110V, 220V

Da Vinci - DVT0820

Table Lamp

⚡ (S) ○ (-401)



↔ 8 in / 20 cm

↑↓ 20 in / 51 cm

⚡ 7 lbs / 3.2 kg

💡 5-G9 40max INCL.
110

💡 5-G9 40max INCL.
220

AVL 110V, 220V

⚡ (A), (S)
○ (-401)



DI1619S



DIONYX

Dionysus was the Olympian god of wine, vegetation, pleasure, festivity, madness, and wild frenzy, symbolized by the kantharos, or drinking glass. Celebrating this sensual spirit, Dionyx is shaped into a softly rounded cylinder reminiscent of the wine glasses raised at the grape harvest. Select from an array of designs and finishes, including a 10-branched chandelier and colored Swarovski crystals.

Dioniso era dios del vino en el Olimpo, la vegetación, el placer, la festividad, la locura y el frenesí salvaje, simbolizado en su copa o vaso. Celebrando este espíritu sensual, Dionyx tiene la forma de un cilindro suavemente contorneado que replica a los vasos o copas de vino con los que se brindaba durante la vendimia. Puede elegir entre una selección de diseños y acabados, entre los que se incluye una lámpara de araña de 10 brazos con cristales de Swarovski en color.

Dionysos est le dieu grec du vin, de la végétation, du plaisir, des festivités, de la folie et de la frénésie sauvage, que symbolisait le canthare ou vase permettant de boire le vin. Célébrant cet esprit sensuel, Dionyx a la forme d'un cylindre doucement arrondi évoquant le verre de vin levé lors des vendanges. Choisissez parmi une variété de designs et de finitions, y compris un lustre à dix branches et des cristaux Swarovski colorés.

Dionysos ist der griechische Gott des Weines, der Fruchtbarkeit, Freude, Festlichkeiten, des Wahnsinns und der Ekstase. Sein Symbol ist Kantharos, das Weinglas. Dionyx feiert den sinnlichen Esprit dieses Gottes und erinnert mit seiner leicht bauchigen Rundform an ein erhobenes Glas bei der Weinlese. Zur Kollektion gehören viele verschiedene Designs und Ausführungen, darunter auch ein zehnamiger Kristalluster und farbige Swarovski Kristalle.

Dioniso era il dio dell'Olimpo del vino, della vegetazione, del piacere, delle feste, della follia e della frenesia selvaggia, simboleggiato dal cantaro o da un bicchiere. Celebrando questo spirito sensuale, Dionyx ha la forma di un cilindro delicatamente arrotondato che ricorda i bicchieri del vino sollevati durante la raccolta dell'uva. È disponibile una selezione di design e finiture, incluso un lampadario a 10 bracci e cristalli Swarovski colorati.

Дионис был олимпийским богом вина, растительности, удовольствий, празднеств, безумия и дикого буйства. Его символ – кантарос, или кубок для питья. Люстра Дионух в форме слегка округлённого цилиндра – наше посвящение этому чувственному настрою. Она напоминает бокалы на празднике урожая винограда. Мы предлагаем разные варианты дизайна и отделки, в том числе люстру с 10 ветвями и цветными кристаллами Swarovski.

CRYSTAL



SPECTRA CRYSTAL (A)



CRYSTALS FROM SWAROVSKI (S)



CRYSTALS FROM SWAROVSKI AZURITE (AZU)



CRYSTALS FROM SWAROVSKI BLACK DIAMOND (BLA)



CRYSTALS FROM SWAROVSKI BOA (BOA)



CRYSTALS FROM SWAROVSKI BULLET (BUL)



CRYSTALS FROM SWAROVSKI JAGUAR (JAG)



CRYSTALS FROM SWAROVSKI OCELOT (OCE)



CRYSTALS FROM SWAROVSKI GOLDEN TEAK (TK)



CRYSTALS FROM SWAROVSKI TRAVERTINE (TRA)

FINISH



POLISHED STAINLESS STEEL (-401)

Dionyx - DI2527

Chandelier

◆ (TK) ○ (-401)



↔ 24.5 in / 62 cm

↑ 27 in / 69 cm

↓ 40 in / 102 cm

⊙ 12 lbs / 5.4 kg

💡
110 10-G9 40max INCL.

💡
220 10-G9 40max INCL.

AVL 110V, 220V

◆ (A), (S), (AZU), (BLA), (BOA), (BUL), (JAG), (OCE), (TK), (TRA)
○ (-401)

518 | Dionyx

Dionyx - DI1619

Chandelier

◆ (S) ○ (-401)



16 in / 41 cm ↔

18.5 in / 47 cm ↓



40 in / 102 cm ↓

7 lbs / 3.2 kg Ⓞ

6-G9 40max INCL.  110

6-G9 40max INCL.  220

110V, 220V AVL

18 in / 46 cm ↔
7 in / 18 cm ↑↓
144 in / 366 cm ↓
17 lbs / 7.7 kg ⊕
3-BT15 100max  110
3-A55 40max  220
110V, 220V AVL





Dionyx - DI1807
Pendant
⊕ (S) ○ (-401)

7 in / 18 cm ↔
16.5 in / 42 cm ↑↓
144 in / 366 cm ↓
8 lbs / 3.6 kg ⊕
2-BT15 100max  110
1-GU10 50max INCL.  110
2-A55 40max  220
1-GU10 50max INCL.  220
110V, 220V AVL



Dionyx - DI0716
Pendant
⊕ (BLA) ○ (-401)

11.5 in / 29 cm ↔
6 in / 15 cm ↑↓
6 lbs / 2.7 kg ⊕
2-BT15 75max  110
2-A55 40max  220
110V, 220V AVL



Dionyx - DIC1206
Close to Ceiling
⊕ (S) ○ (-401)

Dionyx - DIW0807

Wall Sconce

◊ (S) ○ (-401)



↔ 8 in / 20 cm

↑↓ 7 in / 18 cm

↙↘ 4.5 in / 11 cm

⊙ 4 lbs / 1.8 kg

💡 110 1-BT15 100max

💡 220 1-A55 40max

AVL 110V, 220V

Dionyx - DIT0820

Table Lamp

◊ (S) ○ (-401)



↔ 8 in / 20 cm

↑↓ 19.5 in / 50 cm

⊙ 11 lbs / 5.0 kg

💡 110 1-G9 100max

💡 220 1-A55 40max

AVL: 110V, 220V

◊ (A), (S), (AZU), (BLA), (BOA), (BUL), (JAG), (OCE), (TK), (TRA)
○ (-401)



EC1236-401A4 | EC1226-401A4 (X2)

ECLYPTIX

From the pure curved shade of a chandelier erupts a dense shower of crystals, a shower of meteors casting a gentle light. Ecliptix channels the great circle of the sun's path among the stars, projecting this great astral phenomenon into your space.

De la pura sombra curvada de una lámpara de araña estalla una densa lluvia de cristales, como una lluvia de meteoritos que fundiéndose en una suave luz. Ecliptix canaliza el enorme círculo que resalta la trayectoria del sol entre las estrellas, proyectando este magnífico fenómeno astral en tu espacio.

De l'abat-jour pur et incurvé du lustre surgit une pluie dense de cristaux, une averse de météores jetant une douce lumière. Ecliptix achemine le grand cercle du soleil parmi les étoiles, projetant ce superbe phénomène astral dans votre espace.

Der edle Rundschirm von Ecliptix bietet den perfekten Rahmen für viele funkelnnde Kristalle, die an einen Meteoritenschauer im gedämpften Licht des Firmaments denken lassen. Wie die große Bahn der Sonne vor dem Hintergrund der Fixsterne wirft der stilvoll glänzende Luster himmlisches Licht in Ihre Räume.

Dal puro paralume curvo di un lampadario spunta una densa pioggia di cristalli, una pioggia di meteore che danno vita a una luce delicata. Ecliptix incarna il grande cerchio che il sole percorre fra le stelle, proiettando questo eccezionale fenomeno astrale nel vostro spazio.

Простой изогнутый абажур люстры уступает место плотному каскаду кристаллов, метеоритному дождю, лучающемуся нежным светом. Ecliptix – это кристальное воплощение солнца, движущегося по кругу среди звёзд, сияющая фантазия на тему этого космического явления для вашей вселенной.

CRYSTAL



HERITAGE CRYSTAL
(H)



SPECTRA CRYSTAL
(A)



CRYSTALS FROM
SWAROVSKI (S)

FINISH



POLISHED
STAINLESS STEEL (-401)

SHADE



SILVER (1)



BLACK (2)



WHITE (3)



GOLD (4)





Ecliptix - EC1248

Pendant

⬠ (A) ○ (-401) □ (2)

↔ 48.5 in / 123 cm

↑↓ 7 in / 18 cm

↘ 14.5 in / 37 cm

↓ 144 in / 366 cm

⊙ 30 lbs / 13.5 kg

💡₁₁₀ 12-G9 40max INCL.

💡₂₂₀ 12-G9 40max INCL.

AVL 110V, 220V



Ecliptix - EC1236

Pendant

⬠ (S) ○ (-401) □ (4)

↔ 36 in / 91 cm

↑↓ 6.5 in / 17 cm

↘ 10.5 in / 27 cm

↓ 144 in / 366 cm

⊙ 21 lbs / 9.5 kg

💡₁₁₀ 10-G9 40max INCL.

💡₂₂₀ 10-G9 40max INCL.

AVL: 110V, 220V

⬠ (H), (A), (S) □ (1)(2)(3)(4)
○ (-401)

Eclyptix - EC4306

Pendant

⬠ (S) ○ (-401) □ (3)



↔ 35 in / 89 cm

↑ 5 in / 13 cm

↘ 7 in / 18 cm

↓ 144 in / 366 cm

⊕ 21 lbs / 9.5 kg

💡
110 6-G9 40max INCL.

💡
220 6-G9 40max INCL.

AVL 110V, 220V

⬠ (H), (A), (S) □ (1)(2)(3)(4)
○ (-401)

526 | Ecliptix



Ecliptix - EC1340

Pendant

⬠ (H) ○ (-401) □ (3)

↔ 40 in / 102 cm

↑↓ 7.5 in / 19 cm

⌵ 144 in / 366 cm

⊙ 57 lbs / 25.7 kg

💡₁₁₀ 20-G9 40max INCL.

💡₂₂₀ 20-G9 40max INCL.

AVL 110V, 220V



Ecliptix - EC1328

Pendant

⬠ (A) ○ (-401) □ (1)

↔ 29 in / 74 cm

↑↓ 6.5 in / 17 cm

⌵ 144 in / 366 cm

⊙ 28 lbs / 12.6 kg

💡₁₁₀ 12-G9 40max INCL.

💡₂₂₀ 12-G9 40max INCL.

AVL 110V, 220V

⬠ (H), (A), (S) □ (1)(2)(3)(4)
○ (-401)

24 in / 61 cm ↔

6.5 in / 17 cm ↑↓

144 in / 366 cm ↓

21 lbs / 9.5 kg (Ⓢ)

7-G9 40max INCL. (💎) 110

7-G9 40max INCL. (💎) 220

110V, 220V AVL



Eclyptix - EC1324

Pendant

(💎) (A) (○) (-401) (□) (3)

19.5 in / 50 cm ↔

6.5 in / 17 cm ↑↓

144 in / 366 cm ↓

16 lbs / 7.2 kg (Ⓢ)

6-G9 40max INCL. (💎) 110

6-G9 40max INCL. (💎) 220

110V, 220V AVL



Eclyptix - EC1319

Pendant

(💎) (A) (○) (-401) (□) (3)

7 in / 18 cm ↔

5 in / 13 cm ↑↓

144 in / 366 cm ↓

4 lbs / 1.8 kg (Ⓢ)

2-G9 40max INCL. (💎) 110

2-G9 40max INCL. (💎) 220

110V, 220V AVL



Eclyptix - EC1306

Pendant

(💎) (S) (○) (-401) (□) (2)

(💎) (H), (A), (S) (□) (1)(2)(3)(4)
(○) (-401)



49 in / 124 cm ↔

4 in / 10 cm ↑↓

14.5 in / 37 cm ↘

144 in / 366 cm ↓

27 lbs / 12.2 kg Ⓢ

12-G9 40max INCL. 

12-G9 40max INCL. 

110V, 220V AVL



36 in / 91 cm ↔

4 in / 10 cm ↑↓

10.5 in / 27 cm ↘

144 in / 366 cm ↓

20 lbs / 9.0 kg Ⓢ

10-G9 40max INCL. 

10-G9 40max INCL. 

110V, 220V AVL



◆ (H), (A), (S) □ (1)(2)(3)(4)
○ (-401)

Eclyptix - EC3306

Pendant

◆ (S) ○ (-401) □ (3)



35 in / 89 cm ↔

4 in / 10 cm ↑

7 in / 18 cm ↘

144 in / 366 cm ↓

20 lbs / 9.0 kg ⬤

6-G9 40max INCL.  110

6-G9 40max INCL.  220

110V, 220V AVL

◆ (H), (A), (S)
○ (-401)

□ (1)(2)(3)(4)

40 in / 102 cm ↔

4.5 in / 11 cm ↑↓

144 in / 366 cm ↓

48 lbs / 21.6 kg Ⓢ

20-G9 40max INCL. ⚡
110

20-G9 40max INCL. ⚡
220

110V, 220V AVL



Eclyptix - EC0340

Pendant

⚡ (H) ○ (-401) □ (3)

29 in / 74 cm ↔

4 in / 10 cm ↑↓


144 in / 366 cm ↓

24 lbs / 10.8 kg Ⓢ

12-G9 40max INCL. ⚡
110

12-G9 40max INCL. ⚡
220

110V, 220V AVL



Eclyptix - EC0328

Pendant

⚡ (A) ○ (-401) □ (1)

⚡ (H), (A), (S) □ (1)(2)(3)(4)
○ (-401)




Eclyptix - EC0324

Pendant

◊ (A) ○ (-401) □ (3)

- ↔ 24 in / 61 cm
- ↑↓ 4 in / 10 cm
- ↓ 144 in / 366 cm
- ⊕ 17 lbs / 7.7 kg
- 💡 7-G9 40max INCL.
110
- 💡 7-G9 40max INCL.
220
- AVL 110V, 220V



Eclyptix - EC0319

Pendant

◊ (A) ○ (-401) □ (3)

- ↔ 19.5 in / 50 cm
- ↑↓ 4 in / 10 cm
- ↓ 144 in / 366 cm
- ⊕ 14 lbs / 6.3 kg
- 💡 6-G9 40max INCL.
110
- 💡 6-G9 40max INCL.
220
- AVL 110V, 220V



Eclyptix - EC0306

Pendant

◊ (S) ○ (-401) □ (2)

- ↔ 7 in / 18 cm
- ↑↓ 4 in / 10 cm
- ↓ 144 in / 366 cm
- ⊕ 4 lbs / 1.8 kg
- 💡 2-G9 40max INCL.
110
- 💡 2-G9 40max INCL.
220
- AVL 110V, 220V

◊ (H), (A), (S) □ (1)(2)(3)(4)
○ (-401)

Eclyptix - EC1136

Wall Sconce

⚡ (H) ○ (-401) □ (1)



↔ 36 in / 91 cm

↑↓ 6.5 in / 17 cm

↘ 4.5 in / 11 cm

Ⓢ 12 lbs / 5.4 kg

💡 110 6-G9 40max INCL.

💡 220 6-G9 40max INCL.

AVL 110V, 220V

Eclyptix - EC1124

Wall Sconce

⚡ (A) ○ (-401) □ (2)



↔ 24 in / 61 cm

↑↓ 6.5 in / 17 cm

↘ 4.5 in / 11 cm

Ⓢ 7 lbs / 3.2 kg

💡 110 4-G9 40max INCL.

💡 220 4-G9 40max INCL.

AVL 110V, 220V

Eclyptix - EC1336

Wall Sconce

⚡ (A) ○ (-401) □ (1)



↔ 28 in / 71 cm

↑↓ 7 in / 18 cm

↘ 8 in / 20 cm

Ⓢ 10 lbs / 4.5 kg

💡 110 6-G9 40max INCL.

💡 220 6-G9 40max INCL.

AVL 110V, 220V

Eclyptix - EC1326

Wall Sconce

⚡ (A) ○ (-401) □ (4)



↔ 17.5 in / 44 cm

↑↓ 7 in / 18 cm

↘ 8 in / 20 cm

Ⓢ 6 lbs / 2.7 kg

💡 110 4-G9 40max INCL.

💡 220 4-G9 40max INCL.

AVL 110V, 220V

Eclyptix - EC1316

Wall Sconce

⚡ (A) ○ (-401) □ (2)



↔ 7 in / 18 cm

↑↓ 7 in / 18 cm

↘ 8 in / 20 cm

Ⓢ 2 lbs / 0.9 kg

💡 110 2-G9 40max INCL.

💡 220 2-G9 40max INCL.

AVL 110V, 220V


⚡ (H), (A), (S) □ (1)(2)(3)(4)
○ (-401)



Ecliptix - EC0136

Wall Sconce

⚡ (H) ○ (-401) □ (4)



↔ 36 in / 91 cm

↑↓ 4.5 in / 11 cm

↘ 4.5 in / 11 cm

Ⓢ 12 lbs / 5.4 kg

💡 110 6-G9 40max INCL.

💡 220 6-G9 40max INCL.

AVL 110V, 220V

Ecliptix - EC0124

Wall Sconce

⚡ (S) ○ (-401) □ (1)



↔ 24 in / 61 cm

↑↓ 4.5 in / 11 cm

↘ 4.5 in / 11 cm

Ⓢ 7 lbs / 3.2 kg

💡 110 4-G9 40max INCL.

💡 220 4-G9 40max INCL.

AVL 110V, 220V



Ecliptix - EC0336

Wall Sconce

⚡ (A) ○ (-401) □ (1)



↔ 28 in / 71 cm

↑↓ 6 in / 15 cm

↘ 8 in / 20 cm

Ⓢ 10 lbs / 4.5 kg

💡 110 6-G9 40max INCL.

💡 220 6-G9 40max INCL.

AVL 110V, 220V

Ecliptix - EC0326

Wall Sconce

⚡ (A) ○ (-401) □ (3)



↔ 17.5 in / 44 cm

↑↓ 6 in / 15 cm

↘ 8 in / 20 cm

Ⓢ 6 lbs / 2.7 kg

💡 110 4-G9 40max INCL.

💡 220 4-G9 40max INCL.

AVL 110V, 220V

Ecliptix - EC0316

Wall Sconce

⚡ (A) ○ (-401) □ (2)



↔ 7 in / 18 cm

↑↓ 6 in / 15 cm

↘ 8 in / 20 cm

Ⓢ 2 lbs / 0.9 kg

💡 110 2-G9 40max INCL.

💡 220 2-G9 40max INCL.

AVL 110V, 220V

⚡ (H), (A), (S) □ (1)(2)(3)(4)
○ (-401)



MT4805A

MATRIX

—
Make a bold, striking statement with Matrix, where dense clusters of crystals bedazzle streamlined shapes. Like jewels suspended in mid-air, these designs can be paired for dramatic architectural effects or used alone for a vibrant, extravagant highlight.

—
Haga una declaración audaz, llamativa con la Matrix, cuyas formas estilizadas se iluminan con densas composiciones de cristales. Como joyas suspendidas en el aire, estos diseños pueden combinarse entre sí para conseguir expresivos efectos arquitectónicos, o utilizarse en solitario para añadir un contrapunto vibrante y extravagante a una estancia.

—
Adoptez une allure audacieuse et magistrale avec Matrix dont les grappes denses de cristaux subliment les formes épurées. Tels des bijoux suspendus à mi-hauteur, ces designs peuvent être associés pour obtenir des effets architecturaux spectaculaires ou utilisés seuls pour un bouquet éclatant et extravagant.

—
Matrix macht in jedem Raum ein faszinierend unkonventionelles Statement. Funkelnde Kristallcluster fügen sich zu einer exakten Formensprache, die an schwebende Juwelen erinnert. Ob solo oder als Duo, dieses leuchtende, extravagante Highlight sorgt in jedem Raum für dramatische Lichteffekte.

—
Matrix offre uno statement audace e impressionante con i suoi densi fasci di cristalli che fanno risplendere forme slanciate. Come gioielli sospesi a mezz'aria, questi design possono essere abbinati per effetti architettonici drammatici o utilizzati da soli per un tocco vibrante e stravagante.

—
Броская, яркая люстра Matrix простых очертаний украшена богатыми россыпями кристаллов. Эти светильники, словно подвешенные в воздухе ювелирные украшения, можно размещать попарно, чтобы создать драматичный архитектурный эффект, или по отдельности в качестве изумительных экстравагантных акцентов.

CRYSTAL



SPECTRA CRYSTAL (A)



CRYSTALS FROM SWAROVSKI (S)



CRYSTALS FROM SWAROVSKI AZURITE (AZU)



CRYSTALS FROM SWAROVSKI BLACK DIAMOND (BLA)



CRYSTALS FROM SWAROVSKI BOA (BOA)



CRYSTALS FROM SWAROVSKI BULLET (BUL)



CRYSTALS FROM SWAROVSKI JAGUAR (JAG)



CRYSTALS FROM SWAROVSKI OCELOT (OCE)



CRYSTALS FROM SWAROVSKI GOLDEN TEAK (TK)



CRYSTALS FROM SWAROVSKI TRAVERTINE (TRA)

FINISH




POLISHED STAINLESS STEEL (-401)

Matrix - MT4805

Pendant

🔍 (A) ○ (-401)



↔ 48 in / 122 cm

↑ 5.5 in / 14 cm

↘ 3.5 in / 9 cm

↓ 144 in / 366 cm

⊙ 25 lbs / 11.3 kg

💡
110 8-G9 40max INCL.

💡
220 8-G9 25max INCL.

AVL 110V, 220V

🔍 (A), (S), (AZU), (BLA), (BOA), (BUL), (JAG), (OCE), (TK), (TRA)
○ (-401)

538 | Matrix



Matrix - MT3605

Pendant

⚡ (A) ○ (-401)

↔ 36.5 in / 93 cm

↑↓ 5.5 in / 14 cm

↘ 3.5 in / 9 cm


↓ 144 in / 366 cm

⊕ 19 lbs / 8.6 kg

💡₁₁₀ 6-G9 40max INCL.

💡₂₂₀ 6-G9 25max INCL.

AVL 110V, 220V



Matrix - MT2405

Pendant

⚡ (A) ○ (-401)

↔ 24.5 in / 62 cm

↑↓ 5.5 in / 14 cm

↘ 3.5 in / 9 cm

↓ 144 in / 366 cm

⊕ 14 lbs / 6.3 kg

💡₁₁₀ 4-G9 40max INCL.

💡₂₂₀ 4-G9 25max INCL.

AVL: 110V, 220V

8 in / 20 cm ↔

10 in / 25 cm ↑↓

8 in / 20 cm ↘

144 in / 366 cm ↓

13 lbs / 5.9 kg ⊕

2-G9 60max INCL.  110

2-GU10 50max INCL.  110

2-G9 25max INCL.  220

2-GU10 35max INCL.  220

110V, 220V AVL



Matrix - MT0810

Pendant

⊕ (A) ○ (-401)

4.5 in / 11 cm ↔

10 in / 25 cm ↑↓

4.5 in / 11 cm ↘

72 in / 183 cm ↓

4 lbs / 1.8 kg ⊕

1-MR16 50max  110

110V AVL

Requires low voltage mounting hardware
(sold separately, see pricelist)



Matrix - MT0510

Pendant

⊕ (A) ○ (-401)

4.5 in / 11 cm ↔

5 in / 13 cm ↑↓

4.5 in / 11 cm ↘

72 in / 183 cm ↓

2 lbs / 0.9 kg ⊕

1-MR16 50max  110

110V AVL

Requires low voltage mounting hardware
(sold separately, see pricelist)



Matrix - MT0505

Pendant

⊕ (S) ○ (-401)



Matrix - MT0404

Pendant

⚡ (AZU) ○ (-401)

- ↔ 3.5 in / 9 cm
- ↑↓ 4 in / 10 cm
- ↘ 3.5 in / 9 cm
- ↓ 72 in / 183 cm
- ⊕ 1 lbs / 0.5 kg
- 💡 1-MR16 50max
- AVL 110V

Requires low voltage mounting hardware
(sold separately, see pricelist)



Matrix - MT0308

Pendant

⚡ (BUL) ○ (-401)

- ↔ 3 in / 8 cm
- ↑↓ 7.5 in / 19 cm
- ↘ 3 in / 8 cm
- ↓ 72 in / 183 cm
- ⊕ 2 lbs / 0.9 kg
- 💡 1-MR11 35max
- AVL 110V

Requires low voltage mounting hardware
(sold separately, see pricelist)



Matrix - MT0303

Pendant

⚡ (OCE) ○ (-401)

- ↔ 3 in / 8 cm
- ↑↓ 3 in / 8 cm
- ↘ 3 in / 8 cm
- ↓ 72 in / 183 cm
- ⊕ 1 lbs / 0.5 kg
- 💡 1-MR11 35max
- AVL 110V

Requires low voltage mounting hardware
(sold separately, see pricelist)

Matrix - MC1605

Pendant

🔍 (A) ○ (-401)



↔ 16 in / 41 cm

↑ 9 in / 23 cm

↓ 144 in / 366 cm

⊙ 18 lbs / 8.1 kg

💡 110 5-G9 60max INCL.

💡 220 5-G9 25max INCL.

AVL 110V, 220V

🔍 (A), (S), (AZU), (BLA), (BOA), (BUL), (JAG), (OCE), (TK), (TRA)
○ (-401)

542 | Matrix

Matrix - MC0503

Pendant

◊ (TK) ○ (-401)



↔ 5 in / 13 cm

↑ 6 in / 15 cm

↓ 72 in / 183 cm

⊙ 1 lbs / 0.5 kg

💡 1-MR16 50max INCL.
110

AVL 110V

Requires low voltage mounting hardware
(sold separately, see pricelist)

Matrix - MC0403

Pendant

◊ (A) ○ (-401)



↔ 4 in / 10 cm

↑ 6 in / 15 cm

↓ 72 in / 183 cm

⊙ 1 lbs / 0.5 kg

💡 1-MR16 50max INCL.
110

AVL 110V

Requires low voltage mounting hardware
(sold separately, see pricelist)

5 in / 13 cm ↔

10 in / 25 cm ↑↓

72 in / 183 cm ↓

1 lbs / 0.5 kg Ⓢ

1-MR16 50max INCL. Ⓢ
110

110V AVL

Requires low voltage mounting hardware
(sold separately, see pricelist)



Matrix - MC0510

Pendant

Ⓢ (A) ○ (-401)

10 in / 25 cm ↔

16 in / 41 cm ↑↓

144 in / 366 cm ↓

16 lbs / 7.2 kg Ⓢ

3-G9 60max INCL. Ⓢ
110

1-GU10 50max INCL.

110V, 220V AVL

Requires low voltage mounting hardware
(sold separately, see pricelist)



Matrix - MC1016

Pendant

Ⓢ (TRA) ○ (-401)

4 in / 10 cm ↔

10 in / 25 cm ↑↓

72 in / 183 cm ↓

3 lbs / 1.4 kg Ⓢ

1-MR16 50max INCL. Ⓢ
110

110V AVL

Requires low voltage mounting hardware
(sold separately, see pricelist)



Matrix - MC0410

Pendant

Ⓢ (BLA) ○ (-401)



Matrix - MC0408

Pendant

◈ (JAG) ○ (-401)

- ↔ 4 in / 10 cm
- ↑↓ 8 in / 20 cm
- ↓ 72 in / 183 cm
- ⊕ 2 lbs / 0.9 kg
- 💡 1-MR16 50max INCL.
- 110
- AVL 110V

Requires low voltage mounting hardware
(sold separately, see pricelist)



Matrix - MC0305

Pendant

◈ (TRA) ○ (-401)

- ↔ 3 in / 8 cm
- ↑↓ 5 in / 13 cm
- ↓ 72 in / 183 cm
- ⊕ 2 lbs / 0.9 kg
- 💡 1-MR11 35max INCL.
- 110
- AVL 110V

Requires low voltage mounting hardware
(sold separately, see pricelist)



Matrix - MCC1205

Close to Ceiling

◈ (S) ○ (-401)

- ↔ 12 in / 30 cm
- ↑↓ 5.5 in / 14 cm
- ⊕ 10 lbs / 4.5 kg
- 💡 4-G9 40max INCL.
- 110
- 💡 4-G9 40max INCL.
- 220
- AVL 110V, 220V

6 in / 15 cm ↔
6 in / 15 cm ↑↓
5.5 in / 14 cm ↘
2 lbs / 0.9 kg (Ⓢ)
1-MR16 50max INCL. (💡) 110
1-GU5.3 35max INCL. (💡) 220
110V AVL




Matrix - MTW0606
Wall Sconce
Ⓢ (A) ○ (-401)

5 in / 13 cm ↔
10 in / 25 cm ↑↓
5.5 in / 14 cm ↘
4 lbs / 1.8 kg (Ⓢ)
1-MR16 50max INCL. (💡) 110
1-GU5.3 35max INCL. (💡) 220
110V AVL




Matrix - MTW0510
Wall Sconce
Ⓢ (A) ○ (-401)

48 in / 122 cm ↔
5 in / 13 cm ↑↓
5 in / 13 cm ↘
16 lbs / 7.2 kg (Ⓢ)
8-G9 60max INCL. (💡) 110
8-G9 40max INCL. (💡) 220
110V, 220V AVL



Matrix - MTW4805
Wall Sconce
Ⓢ (A) ○ (-401)



Matrix - MTW3605

Wall Sconce

⚡ (A) ○ (-401)

↔ 35.5 in / 90 cm

↑↓ 5 in / 13 cm

↙↘ 5 in / 13 cm

⊙ 13 lbs / 5.9 kg

💡 110 6-G9 60max INCL.

💡 220 6-G9 40max INCL.

AVL 110V, 220V



Matrix - MTW2405

Wall Sconce

⚡ (S) ○ (-401)

↔ 24.5 in / 62 cm

↑↓ 5 in / 13 cm

↙↘ 5 in / 13 cm

⊙ 8 lbs / 3.6 kg

💡 110 4-G9 60max INCL.

💡 220 4-G9 40max INCL.

AVL 110V, 220V



Matrix - MTW1805

Wall Sconce

⚡ (A) ○ (-401)

↔ 17.5 in / 44 cm

↑↓ 5 in / 13 cm

↙↘ 5 in / 13 cm

⊙ 7 lbs / 3.2 kg

💡 110 3-G9 60max INCL.

💡 220 3-G9 40max INCL.

AVL 110V, 220V



6673A

PLAZA

Glitz, glamour, and excess characterized the Hollywood Regency Style, which soared in the thirties with the great legends of cinema. Both lavish and contemporary, Plaza's Art Deco-inspired frames are studded with a splendid variety of clear or colored crystal shapes.

Ostentación, glamour y opulencia son las claves del estilo Hollywood Regency que triunfó en los años 30 entre las grandes leyendas del cine. A la vez opulentas y contemporáneas, las estructuras de inspiración Art Déco del modelo Plaza están decoradas con una increíble variedad de formas de cristal transparente o de color.

L'extravagance, le glamour et l'excès caractérisent le style Régence d'Hollywood qui a rayonné dans les années 30 grâce aux grandes légendes du cinéma. À la fois somptueuses et contemporaines, les structures de Plaza, inspirées de l'Art Déco, sont parsemées d'une variété splendide de formes en cristal incolore ou coloré.

Glanz, Glamour und hedonistische Lebenslust charakterisieren den Regency Stil der Leinwanddivas aus dem Hollywood der 1930er Jahre. Mit einem fantastischen Füllhorn farbenfroher und klarer Kristalle sind die vom Art Déco inspirierten Rahmen von Plaza der Inbegriff brillanter Eleganz.

Sfanzo, fascino ed eccesso contraddistinguono lo stile Hollywood Regency, che prese piede negli anni Trenta con le grandi leggende del cinema. Suntuose e contemporanee: le strutture di Plaza ispirate all'Art Déco sono tempestate da una splendida varietà di forme di cristallo trasparenti o colorate.

Блеск, гламур и изобилие: вот характерные черты голливудского регентского стиля, который приобрёл популярность в 1930-х годах вместе с великими легендами кинематографа. В роскошной современной люстре Plaza каркас в стиле ар-деко декорирован восхитительными прозрачными и цветными кристаллами разных форм.

CRYSTAL



SPECTRA CRYSTAL
(A)



CRYSTALS FROM
SWAROVSKI (S)



CRYSTALS FROM
SWAROVSKI GOLDEN
SHADOW (GS)

FINISH



POLISHED
STAINLESS STEEL (-401)

Plaza - 6677

Pendant

🔍 (S) ○ (-401)



↔ 27.5 in / 70 cm

↑ 25 in / 64 cm

↓ 144 in / 366 cm

⊙ 42 lbs / 18.9 kg

💡 110 31-B8 25max

💡 220 31-B35 40max

AVL 110V, 220V

🔍 (A), (S), (GS)
○ (-401)

550 | Plaza

Plaza - 6675

Pendant

◆ (GS) ○ (-401)



↔ 24.5 in / 62 cm

↑ 25 in / 64 cm

↓ 144 in / 366 cm

⊙ 36 lbs / 16.2 kg

💡 110 25-B8 40max

💡 220 25-B35 40max

AVL 110V, 220V

Plaza - 6673

Pendant

◆ (A) ○ (-401)



↔ 21 in / 53 cm

↑ 19 in / 48 cm

↓ 144 in / 366 cm

⊙ 24 lbs / 10.8 kg

💡 110 21-B8 40max

💡 110 1-G16-1/2 40max INCL.

💡 220 21-B35 40max

💡 220 1-P45 40max INCL.

AVL 110V, 220V

Plaza - 6671

Pendant

◆ (S) ○ (-401)



↔ 14.5 in / 37 cm

↑ 13 in / 33 cm

↓ 144 in / 366 cm

⊙ 10 lbs / 4.5 kg

💡 110 9-B8 40max

💡 220 9-P45 40max

AVL 110V, 220V

◆ (A), (S), (GS)
○ (-401)



Plaza - 6680

Pendant

⬠ (A) ○ (-401)



↔ 48 in / 122 cm

↑↓ 7 in / 18 cm

↘ 22.5 in / 57 cm

↓ 144 in / 366 cm

⊕ 72 lbs / 32.4 kg

💡
110 24-G16-1/2 40max

💡
220 24-P45 40max

AVL 110V, 220V, CCC



110 Canopy
*contact customer
service for 220
canopy information

Plaza - 6678

Pendant

⬠ (A) ○ (-401)



↔ 34 in / 86 cm

↑↓ 5 in / 13 cm

↘ 16 in / 41 cm

↓ 144 in / 366 cm

⊕ 35 lbs / 15.8 kg

💡
110 16-G16-1/2 40max



💡
220 15-B35 40max

AVL: 110V, 220V, CCC





110 Canopy
*contact customer
service for 220
canopy information

⬠ (A), (S), (GS)
○ (-401)

25 in / 64 cm ↔
6.5 in / 17 cm ↑↓
144 in / 366 cm ↓
34 lbs / 15.3 kg ⊕
21-G16-1/2 40max  110
18-B35 40max  220
110V, 220V AVL





Plaza - 6674
Pendant
⊕ (A) ○ (-401)

21 in / 53 cm ↔
6.5 in / 17 cm ↑↓
144 in / 366 cm ↓
20 lbs / 9.0 kg ⊕
15-G16-1/2 40max  110
15-B35 40max  220
110V, 220V AVL



Plaza - 6672
Pendant
⊕ (GS) ○ (-401)

14.5 in / 37 cm ↔
6.5 in / 17 cm ↑↓
144 in / 366 cm ↓
8 lbs / 3.6 kg ⊕
9-G16-1/2 40max  110
8-B35 40max  220
110V, 220V AVL



Plaza - 6670
Pendant
⊕ (A) ○ (-401)

Plaza - 6694

Close to Ceiling

◆ (GS) ○ (-401)



↔ 12 in / 30 cm

↑↓ 7.5 in / 19 cm

⊙ 11 lbs / 5.0 kg

💡 110 4-G9 40max INCL.

💡 220 4-G9 40max INCL.

AVL 110V, 220V

Plaza - 6692

Close to Ceiling

◆ (S) ○ (-401)



↔ 10 in / 25 cm

↑↓ 7.5 in / 19 cm

⊙ 9 lbs / 4.1 kg

💡 110 4-G9 40max INCL.

💡 220 4-G9 40max INCL.

AVL 110V, 220V

Plaza - 6690

Close to Ceiling

◆ (A) ○ (-401)



↔ 8 in / 20 cm

↑↓ 7 in / 18 cm

⊙ 6 lbs / 2.7 kg

💡 110 4-G9 40max INCL.

💡 220 4-G9 40max INCL.

AVL 110V, 220V

◆ (A), (S), (GS)
○ (-401)



2265A

QUANTUM

—

These precious boxes of thick crystal pendeloques and gems cast on a stainless steel frame emit a dazzling light, both timeless and extravagant.

—

Estas preciosas cajas de gruesos pendeloques de cristal y gemas incrustadas sobre una estructura de acero inoxidable emiten una luz cegadora, tan atemporal como extravagante.

—

Ces compartiments précieux composés de gemmes et de pendeloques épais en cristal moulé sur un cadre en acier inoxydable émettent une lumière étincelante, à la fois intemporelle et extravagante.

—

Dicht angeordnete Kristalle positionieren sich zu einem präzise gestalteten Quader in einem Edelstahlrahmen, aus dem feuriges Licht mit zeitlos schöner, extravaganter Eleganz in den Raum strahlt.

—

Questi preziosi cofanetti di spessi pendeloque e gemme in cristallo lavorate in una struttura in acciaio inossidabile emettono una luce sfavillante, senza tempo e stravagante.

—

Чарующие кубы с толстыми кристалльными подвесками и камнями на каркасе из нержавеющей стали озаряют интерьер классическим экстравагантным сияющим светом.

CRYSTAL



SPECTRA CRYSTAL (A)



CRYSTALS FROM SWAROVSKI (S)



CRYSTALS FROM SWAROVSKI GOLDEN SHADOW (GS)

FINISH



POLISHED STAINLESS STEEL (-401)

Quantum - 2298

Pendant

⚡ (A) ○ (-401)



↔ 58.5 in / 149 cm

↑ 21 in / 53 cm

↘ 3.5 in / 9 cm

↓ 144 in / 366 cm

⊕ 73 lbs / 32.9 kg

💡 37-B8 25max
110

AVL 110V

⚡ (A), (S), (GS)
○ (-401)

558 | Quantum



Quantum - 2297

Pendant

◊ (A) ○ (-401)

↔ 48 in / 122 cm

↑↓ 17 in / 43 cm

↘ 3.5 in / 9 cm

↓ 144 in / 366 cm

⊙ 52 lbs / 23.4 kg

💡 25-B8 40max
110

AVL 110V



Quantum - 2267

Pendant

◊ (GS) ○ (-401)

↔ 47 in / 119 cm

↑↓ 9 in / 23 cm

↘ 3.5 in / 9 cm

↓ 144 in / 366 cm

⊙ 34 lbs / 15.3 kg

💡 17-B8 40max
110

AVL 110V



Quantum - 2265

Pendant

◊ (A) ○ (-401)

↔ 35.5 in / 90 cm

↑↓ 9 in / 23 cm

↘ 3.5 in / 9 cm


↓ 144 in / 366 cm

⊙ 24 lbs / 10.8 kg

💡 13-B8 40max
110


AVL 110V

◊ (A), (S), (GS)
○ (-401)

13 in / 33 cm ↔
21 in / 53 cm ↑↓
13 in / 33 cm ↘
144 in / 366 cm ↓
37 lbs / 16.7 kg ⊕
21-B8 40max ₁₁₀
110V AVL



Quantum - 2288
Pendant
⊕ (A) ○ (-401)

8.5 in / 22 cm ↔
13 in / 33 cm ↑↓
8.5 in / 22 cm ↘
144 in / 366 cm ↓
15 lbs / 6.8 kg ⊕
9-B8 40max ₁₁₀
110V AVL



Quantum - 2286
Pendant
⊕ (A) ○ (-401)

⊕ (A), (S), (GS)
○ (-401)

560 | Quantum



Quantum - 2281

Pendant

◈ (A) ○ (-401)

- ↔ 36.5 in / 93 cm
- ↑↓ 13 in / 33 cm
- ↘ 13 in / 33 cm
- ↓ 144 in / 366 cm
- ⊙ 62 lbs / 27.9 kg
- 💡 33-B8 25max
- AVL 110V



Quantum - 2283

Pendant

◈ (GS) ○ (-401)

- ↔ 29.5 in / 75 cm
- ↑↓ 12 in / 30 cm
- ↘ 11 in / 28 cm
- ↓ 144 in / 366 cm
- ⊙ 37 lbs / 16.7 kg
- 💡 22-B8 40max
- AVL 110V



Quantum - 2280


Pendant



◈ (A) ○ (-401)

- ↔ 24 in / 61 cm
- ↑↓ 9 in / 23 cm
- ↘ 9 in / 23 cm
- ↓ 144 in / 366 cm
- ⊙ 29 lbs / 13.1 kg
- 💡 18-B8 40max
- AVL 110V

◈ (A), (S), (GS)
○ (-401)

39 in / 99 cm ↔
5 in / 13 cm ↑↓
15 in / 38 cm ↘↙
144 in / 366 cm ↓
41 lbs / 18.5 kg ⊕
23-G11 40max 
23-B35 40max 
110V, 220V AVL



29.5 in / 75 cm ↔
5 in / 13 cm ↑↓
12 in / 30 cm ↘↙
144 in / 366 cm ↓
28 lbs / 12.6 kg ⊕
17-G11 40max 
17-B35 40max 
110V, 220V AVL



⊕ (A), (S), (GS)
○ (-401)

562 | Quantum



Quantum - 2272

Pendant

◆ (GS) ○ (-401)

- ↔ 20 in / 51 cm
- ↑↓ 5 in / 13 cm
- ↘ 20 in / 51 cm
- ↓ 144 in / 366 cm
- ⊙ 31 lbs / 14.0 kg
- 💡 16-G11 40max
- AVL 110V



Quantum - 2271

Pendant

◆ (A) ○ (-401)

- ↔ 15 in / 38 cm
- ↑↓ 5 in / 13 cm
- ↘ 15 in / 38 cm
- ↓ 144 in / 366 cm
- ⊙ 18 lbs / 8.1 kg
- 💡 9-G11 40max
- AVL 110V



Quantum - 2270

Pendant

◆ (S) ○ (-401)

- ↔ 12 in / 30 cm
- ↑↓ 5 in / 13 cm
- ↘ 12 in / 30 cm
- ↓ 144 in / 366 cm
- ⊙ 13.5 lbs / 6.1 kg
- 💡 8-G11 40max
- AVL 110V

◆ (A), (S), (GS)
○ (-401)

Quantum - 2261

Pendant

⚡ (A) ○ (-401)



↔ 41 in / 104 cm

↑↓ 5 in / 13 cm

↘ 5.5 in / 14 cm

↓ 144 in / 366 cm

⊙ 22 lbs / 9.9 kg

💡 10-G11 40max

AVL 110V

Quantum - 2260

Pendant

⚡ (A) ○ (-401)



↔ 35.5 in / 90 cm

↑↓ 5 in / 13 cm

↘ 5.5 in / 14 cm

↓ 144 in / 366 cm

⊙ 19 lbs / 8.6 kg

💡 9-G11 40max

AVL 110V

Quantum - 2259

Pendant

⚡ (A) ○ (-401)



↔ 29.5 in / 75 cm

↑↓ 5 in / 13 cm

↘ 5.5 in / 14 cm

↓ 144 in / 366 cm

⊙ 15.5 lbs / 7.0 kg

💡 10-G11 40max

💡 10-B35 40max

AVL 110V, 220V

Quantum - 2258

Pendant

⚡ (GS) ○ (-401)



↔ 24 in / 61 cm

↑↓ 5 in / 13 cm

↘ 5.5 in / 14 cm

↓ 144 in / 366 cm

⊙ 14 lbs / 6.3 kg

💡 6-G11 40max

AVL 110V

⚡ (A), (S), (GS)
○ (-401)

564 | Quantum



Quantum - 2255

Pendant

◈ (A) ○ (-401)

- ↔ 5.5 in / 14 cm
- ↑↓ 25 in / 64 cm
- ↘ 5.5 in / 14 cm
- ↓ 144 in / 366 cm
- ⊙ 15 lbs / 6.8 kg
- 💡₁₁₀ 12-G11 40max
- AVL 110V



Quantum - 2252

Pendant

◈ (GS) ○ (-401)

- ↔ 5.5 in / 14 cm
- ↑↓ 13 in / 33 cm
- ↘ 5.5 in / 14 cm
- ↓ 144 in / 366 cm
- ⊙ 8 lbs / 3.6 kg
- 💡₁₁₀ 6-G11 40max
- 💡₂₂₀ 2-B35 40max
- 💡₂₂₀ 4-P45 40max INCL.
- AVL 110V, 220V



Quantum - 2251

Pendant

◈ (A) ○ (-401)

- ↔ 5.5 in / 14 cm
- ↑↓ 9 in / 23 cm
- ↘ 5.5 in / 14 cm
- ↓ 144 in / 366 cm
- ⊙ 7 lbs / 3.2 kg
- 💡₁₁₀ 4-G11 40max
- AVL 110V

◈ (A), (S), (GS)
○ (-401)

Quantum - 2248

Pendant

⚡ (A) ○ (-401)



- ↔ 17 in / 43 cm
- ↑↓ 17 in / 43 cm
- ↘ 17 in / 43 cm
- ↓ 144 in / 366 cm
- ⊙ 40 lbs / 18.0 kg
- 💡 110 21-B8 40max
- AVL 110V

Quantum - 2247

Pendant

⚡ (GS) ○ (-401)



- ↔ 12 in / 30 cm
- ↑↓ 13 in / 33 cm
- ↘ 12 in / 30 cm
- ↓ 144 in / 366 cm
- ⊙ 22 lbs / 9.9 kg
- 💡 110 13-B8 40max
- 💡 220 13-B35 40max
- AVL 110V, 220V

Quantum - 2246

Pendant

⚡ (A) ○ (-401)



- ↔ 8.5 in / 22 cm
- ↑↓ 9 in / 23 cm
- ↘ 8.5 in / 22 cm
- ↓ 144 in / 366 cm
- ⊙ 10.5 lbs / 4.7 kg
- 💡 110 8-B8 40max
- AVL 110V

Quantum - 2245

Pendant

⚡ (A) ○ (-401)



- ↔ 4 in / 10 cm
- ↑↓ 5 in / 13 cm
- ↘ 4 in / 10 cm
- ↓ 144 in / 366 cm
- ⊙ 3 lbs / 1.4 kg
- 💡 110 2-G11 40max
- AVL 110V

⚡ (A), (S), (GS)
○ (-401)

566 | Quantum

Quantum - 2124

Close to Ceiling

◆ (A) ○ (-401)



↔ 12 in / 30 cm

↑↓ 6 in / 15 cm

↘ 12 in / 30 cm

⊙ 12 lbs / 5.4 kg

💡 110 4-G9 40max INCL.

💡 220 4-G9 40max INCL.

AVL 110V, 220V

Quantum - 2122

Close to Ceiling

◆ (A) ○ (-401)



↔ 10 in / 25 cm

↑↓ 6 in / 15 cm

↘ 10 in / 25 cm

⊙ 9 lbs / 4.1 kg

💡 110 4-G9 40max INCL.

💡 220 4-G9 40max INCL.

AVL 110V, 220V

Quantum - 2120

Close to Ceiling

◆ (S) ○ (-401)



↔ 8 in / 20 cm

↑↓ 6 in / 15 cm

↘ 8 in / 20 cm

⊙ 7 lbs / 3.2 kg

💡 110 4-G9 40max INCL.

💡 220 4-G9 40max INCL.

AVL 110V, 220V

◆ (A), (S), (GS)
○ (-401)

Quantum - 2232

Wall Sconce

⚡ (A) ○ (-401)



↔ 9 in / 23 cm

↑ 25 in / 64 cm

↘ 3.5 in / 9 cm

Ⓢ 16.5 lbs / 7.4 kg

💡 110 10-B8 40max

AVL 110V

Quantum - 2236

Wall Sconce

⚡ (A) ○ (-401)



↔ 5.5 in / 14 cm

↑ 13 in / 33 cm

↘ 4.5 in / 11 cm

Ⓢ 6 lbs / 2.7 kg

💡 110 3-G11 40max INCL.

💡 220 3-T26 25max INCL.

AVL 110V, 220V

Quantum - 2235

Wall Sconce

⚡ (A) ○ (-401)



↔ 5.5 in / 14 cm

↑ 9 in / 23 cm

↘ 4.5 in / 11 cm

Ⓢ 4 lbs / 1.8 kg

💡 110 2-G11 40max INCL.

💡 220 2-T26 25max INCL.

AVL 110V, 220V

Quantum - 2230

Wall Sconce

⚡ (A) ○ (-401)



↔ 9 in / 23 cm

↑ 9 in / 23 cm

↘ 3.5 in / 9 cm

Ⓢ 6 lbs / 2.7 kg

💡 110 4-B8 40max

AVL 110V

Quantum - 2220

Wall Sconce

⚡ (A) ○ (-401)



↔ 4.5 in / 11 cm

↑ 5 in / 13 cm

↘ 3.5 in / 9 cm

Ⓢ 2 lbs / 0.9 kg


💡 110 1-G11 40max INCL.

💡 220 1-T26 25max INCL.

AVL 110V, 220V

⚡ (A), (S), (GS)
○ (-401)

568 | Quantum



Quantum - 2226

Wall Sconce

⚡ (A) ○ (-401)

↔ 47 in / 119 cm

↑↓ 5 in / 13 cm

↙↘ 3.5 in / 9 cm

⊕ 15 lbs / 6.8 kg

💡 110 12-G11 40max

AVL 110V



Quantum - 2225

Wall Sconce

⚡ (A) ○ (-401)

↔ 35.5 in / 90 cm

↑↓ 5 in / 13 cm

↙↘ 3.5 in / 9 cm

⊕ 12 lbs / 5.4 kg

💡 110 9-G11 40max

AVL 110V



Quantum - 2224

Wall Sconce

⚡ (A) ○ (-401)

↔ 24 in / 61 cm

↑↓ 5 in / 13 cm

↙↘ 3.5 in / 9 cm

⊕ 9.5 lbs / 4.3 kg

💡 110 6-G11 40max INCL.

💡 220 6-T26 25max INCL.

AVL 110V, 220V

⚡ (A), (S), (GS)
○ (-401)



REL33214-401S



SWAROVSKILIGHTING.COM
ОПТОВЫЕ ПРОДАЖИ СВЕТИЛЬНИКОВ

REFRAX

— Like rivers of diamonds, the striking forms of Refrax sparkle from within, evoking floating jewels beaming with light.

— Como ríos de diamantes, las impactantes formas de la lámpara Refrax brillan desde el interior, recordando al centelleo que emiten las piedras preciosas en presencia de la luz.

— Telles des rivières de diamants, les formes extraordinaires de Refrax étincellent de l'intérieur, évoquant des bijoux flottants et rayonnants de lumière.

— Die schimmernden Formen von Refrax wecken Assoziationen an diamantene Wasserfälle, deren fließende Juwelen von innen heraus in herrlichem Licht erstrahlen.

— Come fiumi di diamanti, le impressionanti forme di Refrax brillano dall'interno, evocando fluttuanti gioielli raggianti di luce.

— Люстра Refrax потрясающей формы, словно бриллиантовые реки, сияет изнутри подобно парящим в воздухе ювелирным украшениям, полным света.

CRYSTAL



SPECTRA CRYSTAL (A)



CRYSTALS FROM SWAROVSKI (S)



CRYSTALS FROM SWAROVSKI AZURITE (AZU)



CRYSTALS FROM SWAROVSKI BLACK DIAMOND (BLA)



CRYSTALS FROM SWAROVSKI BOA (BOA)



CRYSTALS FROM SWAROVSKI BULLET (BUL)



CRYSTALS FROM SWAROVSKI JAGUAR (JAG)



CRYSTALS FROM SWAROVSKI OCELOT (OCE)



CRYSTALS FROM SWAROVSKI GOLDEN TEAK (TK)



CRYSTALS FROM SWAROVSKI TRAVERTINE (TRA)

FINISH



POLISHED STAINLESS STEEL (-401)



Refrax LED - REL36050 | REL36051

Pendant

◊ (OCE) ○ (-401)



36.5 in / 93 cm ↔

5.5 in / 14 cm ↓

5 in / 13 cm ↘

144 in / 366 cm ↓

20 lbs / 9.0 kg ⬤

6-LED 6W 3000K INCL. | REL36050 

6-LED 6W 4000K INCL. | REL36051 

110V, 220V AVL

◊ (A), (S), (AZU), (BLA), (BOA), (BUL), (JAG), (OCE), (TK), (TRA)
○ (-401)

Refrax LED - REL33130 | REL33131

Pendant

🔍 (S) ○ (-401)



↔ 33 in / 84 cm

↑ 5.5 in / 14 cm

↘ 13.5 in / 34 cm

↓ 144 in / 366 cm

⊕ 21 lbs / 9.5 kg

☀️ 5-LED 6W 3000K INCL. | REL33130

☀️ 5-LED 6W 4000K INCL. | REL33131

AVL 110V, 220V

🔍 (A), (S), (AZU), (BLA), (BOA), (BUL), (JAG), (OCE), (TK), (TRA)
○ (-401)

574 | Refrax

Refrax LED - REWL10070 | REWL10071

Wall Sconce

◈ (JAG) ○ (-401)



10 in / 25 cm ↔

7 in / 18 cm ↓

4.5 in / 11 cm ↘

5 lbs / 2.3 kg ⊕

2-LED 6W 3000K INCL. | REWL10070 

2-LED 6W 4000K INCL. | REWL10070 

110V, 220V 

◈ (A), (S), (AZU), (BLA), (BOA), (BUL), (JAG), (OCE), (TK), (TRA)
○ (-401)

Refrax - RE4824

Pendant

⬠ (A) ○ (-401)



↔ 48.5 in / 123 cm

↑ 24.5 in / 62 cm

↘ 4 in / 10 cm

↓ 144 in / 366 cm

⊕ 50 lbs / 22.5 kg

💡
110 11-G9 40max INCL. 12-GU10 50max INCL.

💡
220 11-G9 40max INCL. 12-GU10 50max INCL.

AVL 110V, 220V

⬠ (A), (S), (AZU), (BLA), (BOA), (BUL), (JAG), (OCE), (TK), (TRA)
○ (-401)

576 | Refrax

Refrax - RE3624

Pendant

◈ (JAG) ○ (-401)



↔ 36.5 in / 93 cm

↑↓ 24.5 in / 62 cm

↘ 4 in / 10 cm

↓ 144 in / 366 cm

⦿ 42 lbs / 18.9 kg

💡₁₁₀ 9-G9 40max INCL.

💡₁₁₀ 10-GU10 50max INCL.

💡₂₂₀ 9-G9 40max INCL.


💡₂₂₀ 10-GU10 50max INCL.

AVL 110V, 220V

Refrax - RE2524

Pendant

◈ (S) ○ (-401)



↔ 25 in / 64 cm

↑↓ 24.5 in / 62 cm

↘ 4 in / 10 cm

↓ 144 in / 366 cm

⦿ 30 lbs / 13.5 kg

💡₁₁₀ 5-G9 40max INCL.

💡₁₁₀ 6-GU10 50max INCL.

💡₂₂₀ 5-G9 40max INCL.

💡₂₂₀ 6-GU10 50max INCL.

AVL 110V, 220V



Refrax - RE4821

Pendant

◊ (OCE) ○ (-401)



↔ 48 in / 122 cm

↑↓ 12.5 in / 32 cm

↘ 21 in / 53 cm

↓ 144 in / 366 cm

⊙ 44 lbs / 19.8 kg

💡₁₁₀ 14-G9 40max INCL.

💡₁₁₀ 7-G9 50max INCL.

💡₂₂₀ 14-G9 40max INCL.

💡₂₂₀ 7-GU10 50max INCL.

AVL 110V, 220V, CCC

Refrax - RE3214

Pendant

◊ (A) ○ (-401)



↔ 32 in / 81 cm

↑↓ 8 in / 20 cm

↘ 14.5 in / 37 cm

↓ 144 in / 366 cm

⊙ 21 lbs / 9.5 kg

💡₁₁₀ 8-G9 40max INCL.

💡₁₁₀ 5-GU10 50max INCL.

💡₂₂₀ 8-G9 40max INCL.

💡₂₂₀ 5-GU10 50max INCL.

AVL 110V, 220V, CCC

48.5 in / 123 cm ↔

6.5 in / 17 cm ↑↓

4 in / 10 cm ↘↙

144 in / 366 cm ↓

26 lbs / 11.7 kg ⊕

7-G9 40max INCL.  110

8-GU10 50max INCL.  110

7-G9 25max INCL.  220

8-GU10 35max INCL.  220

110V, 220V AVL

Refrax - RE4806

Pendant

⊕ (S) ○ (-401)



36.5 in / 93 cm ↔

6.5 in / 17 cm ↑↓


4 in / 10 cm ↘↙

144 in / 366 cm ↓

19 lbs / 8.6 kg ⊕

5-G9 40max INCL.  110

6-GU10 50max INCL.  110

5-G9 25max INCL.  220


6-GU10 35max INCL.  220

110V, 220V AVL

Refrax - RE3606

Pendant


⊕ (JAG) ○ (-401)



Refrax - RE2506

Pendant

⚡ (A) ○ (-401)



↔ 25 in / 64 cm

↑ 6.5 in / 17 cm

↘ 4 in / 10 cm

↓ 144 in / 366 cm

⊙ 15 lbs / 6.8 kg

💡
110 3-G9 40max INCL.

💡
110 4-GU10 50max INCL.

💡
220 3-G9 25max INCL.

💡
220 4-GU10 35max INCL.

AVL 110V, 220V

Refrax - RE1705

Pendant

⚡ (A) ○ (-401)



↔ 17 in / 43 cm

↑ 5 in / 13 cm

↘ 17 in / 43 cm

↓ 144 in / 366 cm

⊙ 19 lbs / 8.6 kg

💡
110 9-G9 40max INCL.

💡
110 4-GU10 50max INCL.

💡
220 9-G9 25max INCL.

💡
220 4-GU10 35max INCL.

AVL 110V, 220V

Refrax - RE2809

Pendant

◊ (A) ○ (-401)



- ↔ 28 in / 71 cm
- ↑ 9.5 in / 24 cm
- ↘ 12 in / 30 cm
- ↓ 144 in / 366 cm
- ⊙ 26 lbs / 11.7 kg
- 💡 110 8-G9 40max INCL. 9-GU10 50max INCL.
- 💡 220 8-G9 25max INCL. 9-GU10 35max INCL.
- AVL 110V, 220V

Refrax - RE2109

Pendant

◊ (JAG) ○ (-401)



- ↔ 21 in / 53 cm
- ↑ 9.5 in / 24 cm
- ↘ 9 in / 23 cm
- ↓ 144 in / 366 cm
- ⊙ 18 lbs / 8.1 kg
- 💡 110 5-G9 40max INCL. 4-GU10 50max INCL.
- 💡 220 5-G9 25max INCL. 4-GU10 35max INCL.
- AVL 110V, 220V

Refrax - RE1018

Pendant

◊ (JAG) ○ (-401)



- ↔ 10.5 in / 27 cm
- ↑ 18.5 in / 47 cm
- ↘ 5 in / 13 cm
- ↓ 144 in / 366 cm
- ⊙ 8 lbs / 3.6 kg
- 💡 110 4-G9 40max INCL. 2-GU10 50max INCL.
- 💡 220 4-G9 25max INCL. 2-GU10 35max INCL.
- AVL 110V, 220V

Refrax - RE1012

Pendant

◊ (TK) ○ (-401)



- ↔ 10.5 in / 27 cm
- ↑ 12.5 in / 32 cm
- ↘ 5 in / 13 cm
- ↓ 144 in / 366 cm
- ⊙ 6 lbs / 2.7 kg
- 💡 110 4-G9 40max INCL. 2-GU10 50max INCL.
- 💡 220 4-G9 25max INCL. 2-GU10 35max INCL.
- AVL 110V, 220V

Refrax - RE0509

Pendant

⚡ (JAG) ○ (-401)



↔ 5 in / 13 cm
 ↑↓ 9 in / 23 cm
 ⚡ 5 in / 13 cm
 ↓ 72 in / 183 cm
 ⚖ 2 lbs / 0.9 kg
 💡 1-MR16 50max
 110
 AVL 110V

Requires low voltage mounting hardware
 (sold separately, see pricelist)

Refrax - RE0505

Pendant

⚡ (A) ○ (-401)



↔ 5 in / 13 cm
 ↑↓ 5 in / 13 cm
 ⚡ 5 in / 13 cm
 ↓ 72 in / 183 cm
 ⚖ 2 lbs / 0.9 kg
 💡 1-MR16 50max
 110
 AVL 110V

Requires low voltage mounting hardware
 (sold separately, see pricelist)

Refrax - RE0409

Pendant

⚡ (A) ○ (-401)



↔ 4 in / 10 cm
 ↑↓ 9 in / 23 cm
 ⚡ 4 in / 10 cm
 ↓ 72 in / 183 cm
 ⚖ 2 lbs / 0.9 kg
 💡 1-MR16 50max
 110
 AVL 110V

Requires low voltage mounting hardware
 (sold separately, see pricelist)

Refrax - RE0405

Pendant

⚡ (A) ○ (-401)



↔ 4 in / 10 cm
 ↑↓ 5 in / 13 cm
 ⚡ 4 in / 10 cm
 ↓ 72 in / 183 cm
 ⚖ 1 lbs / 0.5 kg
 💡 1-MR16 50max
 110
 AVL 110V

Requires low voltage mounting hardware
 (sold separately, see pricelist)

Refrax - RE0209

Pendant

⚡ (JAG) ○ (-401)



↔ 2 in / 5 cm
 ↑↓ 9 in / 23 cm
 ⚡ 2 in / 5 cm
 ↓ 72 in / 183 cm
 ⚖ 1 lbs / 0.5 kg
 💡 1-MR11 35max
 110
 AVL 110V

Requires low voltage mounting hardware
 (sold separately, see pricelist)

Refrax - RE0205

Pendant


⚡ (A) ○ (-401)



↔ 2 in / 5 cm
 ↑↓ 5 in / 13 cm
 ⚡ 2 in / 5 cm
 ↓ 72 in / 183 cm
 ⚖ 1 lbs / 0.5 kg
 💡 1-MR11 35max
 110
 AVL 110V

Requires low voltage mounting hardware
 (sold separately, see pricelist)

⚡ (A), (S), (AZU), (BLA), (BOA), (BUL), (JAG), (OCE), (TK), (TRA)
 ○ (-401)



Refrax - REC1205

Close to Ceiling

◊ (A) ○ (-401)



↔ 12 in / 30 cm

↑↓ 5.5 in / 14 cm

↘↙ 12 in / 30 cm

⊙ 12 lbs / 5.4 kg

💡₁₁₀ 4-G9 40max INCL.

💡₂₂₀ 4-G9 40max INCL.

AVL 110V, 220V

Refrax - REC1005

Close to Ceiling

◊ (A) ○ (-401)



↔ 10 in / 25 cm

↑↓ 5.5 in / 14 cm

↘↙ 10 in / 25 cm

⊙ 9 lbs / 4.1 kg

💡₁₁₀ 4-G9 40max INCL.

💡₂₂₀ 4-G9 40max INCL.

AVL 110V, 220V

◊ (A), (S), (GS)
○ (-401)

28 in / 71 cm ↔

6.5 in / 17 cm ↑↓

7 in / 18 cm ↘↙

14 lbs / 6.3 kg ⊕


5-G9 40max INCL.  110

4-GU10 50max INCL.  110

5-G9 40max INCL.  220


4-GU10 50max INCL.  220

110V, 220V AVL



Refrax - REW2806

Wall Sconce

 (S) ○ (-401)

21 in / 53 cm ↔

6.5 in / 17 cm ↑↓

6 in / 15 cm ↘↙

8 lbs / 3.6 kg ⊕

3-G9 40max INCL.  110

3-GU10 50max INCL.  110

3-G9 40max INCL.  220

3-GU10 50max INCL.  220

110V, 220V AVL



Refrax - REW2106

Wall Sconce

 (JAG) ○ (-401)

9.5 in / 24 cm ↔

6.5 in / 17 cm ↑↓

4 in / 10 cm ↘↙

4 lbs / 1.8 kg ⊕

3-G9 25max INCL.  110

2-GU10 50max INCL.  110

3-G9 25max INCL.  220

2-GU10 50max INCL.  220

110V, 220V AVL



Refrax - REW1006


Wall Sconce

 (JAG) ○ (-401)

Refrax - REW2109

Wall Sconce

◊ (A) ○ (-401)



↔ 21 in / 53 cm

↑↓ 9.5 in / 24 cm

↘↙ 6 in / 15 cm

⊙ 10 lbs / 4.5 kg

💡₁₁₀ 3-G9 40max INCL.

💡₁₁₀ 3-GU10 50max INCL.

💡₂₂₀ 3-G9 40max INCL.

💡₂₂₀ 3-GU10 50max INCL.

AVL 110V, 220V

Refrax - REW1009

Wall Sconce

◊ (A) ○ (-401)



↔ 10 in / 25 cm

↑↓ 9.5 in / 24 cm

↘↙ 3.5 in / 9 cm

⊙ 5 lbs / 2.3 kg

💡₁₁₀ 3-G9 40max INCL.

💡₁₁₀ 2-GU10 50max INCL.


💡₂₂₀ 3-G9 40max INCL.

💡₂₂₀ 2-GU10 50max INCL.

AVL 110V, 220V



RF2432-16A



RIVIERA

As glamorous as the French Riviera, with its rocky cliffs and tony yacht clubs, this dazzling chandelier is fit for royalty. Its pure geometry is complemented by luxurious tiers of precision-cut crystals draping from a mirror-like stainless steel ribbon.

Tan glamurosa como la Riviera Francesa, con sus acantilados rocosos y sus puertos deportivos, esta deslumbrante lámpara de araña invoca el estilo de la realeza. La pureza de su geometría se complementa con lujosas capas de cristales en talla de precisión que cuelgan de una cinta de acero inoxidable de efecto espejo.

Aussi glamour que la Côte d'Azur avec ses falaises escarpées et ses exquis yacht-club, ce lustre scintillant affiche un caractère royal. Sa géométrie pure est rehaussée par des niveaux luxueux de cristaux taillés avec précision recouvrant un ruban en acier inoxydable brillant comme un miroir.

Dieser schimmernde Kristallluster ist Zeichen eines glamourösen Lebensgefühls. Er vereint den zeitlosen Charme der französischen Riviera mit ihren felsigen Klippen und erlesenen Yachtclubs mit einem erhabenen Stil, der selbst Königen gerecht wird. Luxuriös angeordnete Ebenen aus präzise geschliffenem Kristall und der spiegelglatte Edelstahlrahmen bilden eine grafisch anmutende Einheit.

Glamour come la Costa Azzurra, con le scogliere rocciose e distinti yacht club, questo luminoso lampadario è perfetto per le famiglie reali. La geometria pura è accompagnata da lussuosi strati di cristalli tagliati con precisione che pendono da una struttura in acciaio inossidabile somigliante a uno specchio.

Эта головокружительная люстра, роскошная, как французская Ривьера с каменистыми утёсами и шикарными яхтами, выглядит поистине царственно. Простая геометрия восхитительно сочетается с богатыми слоями кристаллов точной огранки, облегающими ленту из нержавеющей стали с зеркальной поверхностью.

CRYSTAL



SPECTRA CRYSTAL (A)



CRYSTALS FROM SWAROVSKI (S)

FINISH



BRUSHED STAINLESS STEEL (-16)



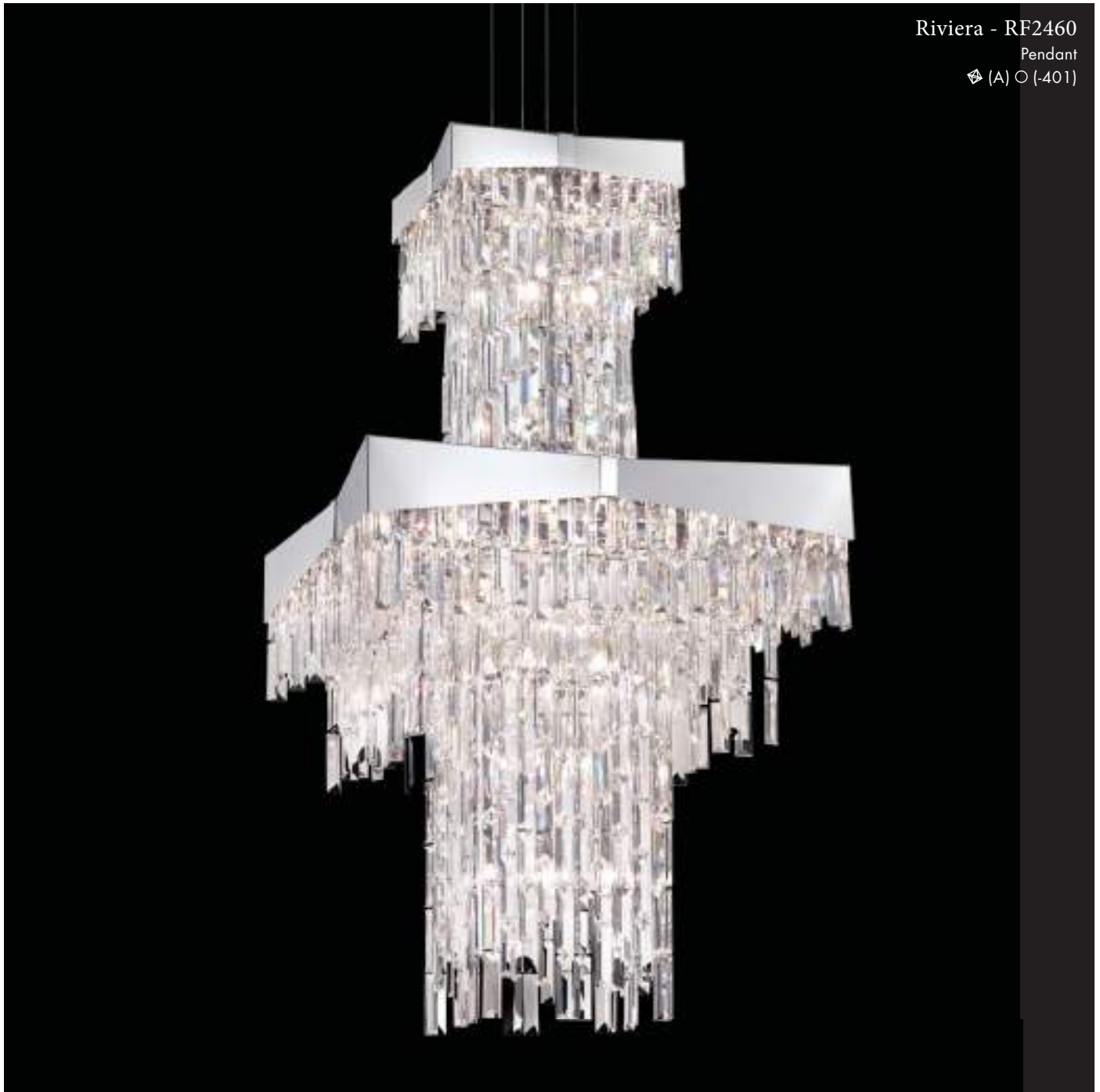
POLISHED STAINLESS STEEL (-401)



Riviera - RF2460

Pendant

◊ (A) ○ (-401)



110 Canopy
*contact customer
service for 220
canopy information

24 in / 61 cm ↔

43 in / 109 cm ↓

24 in / 61 cm ↘

144 in / 366 cm ↓

97 lbs / 43.7 kg ⬆

24-G9 40max INCL.  110

24-G9 40max INCL.  220

110V, 220V AVL

◊ (A), (S)
○ (-16), (-401)

Riviera - RF2410

Pendant

⚡ (S) ○ (-401)



↔ 12 in / 30 cm

↑↓ 10 in / 25 cm

↘ 12 in / 30 cm

↓ 144 in / 366 cm

⊕ 19.5 lbs / 8.8 kg

💡 110 4-G9 40max INCL.

💡 220 4-G9 40max INCL.

AVL 110V, 220V

Riviera - RF2418

Pendant

⚡ (S) ○ (-16)



↔ 18 in / 46 cm

↑↓ 10 in / 25 cm

↘ 18 in / 46 cm

↓ 144 in / 366 cm

⊕ 50 lbs / 22.5 kg

💡 110 8-G9 40max INCL.

💡 220 8-G9 40max INCL.

AVL 110V, 220V

Riviera - RF2402

Wall Sconce

⚡ (A) ○ (-401)



↔ 10 in / 25 cm

↑↓ 8 in / 20 cm

↘ 4 in / 10 cm

⊕ 8 lbs / 3.6 kg

💡 110 2-G9 40max INCL.

💡 220 2-G9 40max INCL.

AVL 110V, 220V

Riviera - RF2404

Wall Sconce

⚡ (A) ○ (-16)



↔ 25 in / 64 cm

↑↓ 8 in / 20 cm

↘ 5 in / 13 cm

⊕ 18 lbs / 8.1 kg

💡 110 4-G9 40max INCL.

💡 220 4-G9 40max INCL.

AVL 110V, 220V

⚡ (A), (S)
○ (-16), (-401)

592 | Riviera



Riviera - RF2448

Pendant

⬠ (A) ○ (-16)

↔ 49.5 in / 126 cm

↑↓ 10 in / 25 cm

↘ 23.5 in / 60 cm

↓ 144 in / 366 cm

⊙ 90 lbs / 40.5 kg

💡₁₁₀ 16-G9 40max INCL.

💡₂₂₀ 16-G9 40max INCL.

AVL 110V, 220V

110 Canopy shown
*contact customer
service for 220
canopy information



Riviera - RF2432

Pendant

⬠ (A) ○ (-16)

↔ 32.5 in / 83 cm

↑↓ 10 in / 25 cm

↘ 21.5 in / 55 cm

↓ 144 in / 366 cm

⊙ 56 lbs / 25.2 kg

💡₁₁₀ 8-G9 40max INCL.

💡₂₂₀ 8-G9 40max INCL.

AVL 110V, 220V



Riviera - RF2424

Pendant

⬠ (S) ○ (-401)

↔ 23.5 in / 60 cm

↑↓ 10 in / 25 cm

↘ 23.5 in / 60 cm

↓ 144 in / 366 cm

⊙ 42 lbs / 18.9 kg

💡₁₁₀ 8-G9 40max INCL.

💡₂₂₀ 8-G9 40max INCL.

AVL 110V, 220V

110 Canopy shown
*contact customer
service for 220
canopy information

⬠ (A), (S)
○ (-16), (-401)



UM3540-401A

SUNSARILO

Like a delicate parasol filtering the sunshine on a radiant day, Sunsarilo is an open handcrafted metal shade adorned with sparkling crystal jewels. This masterpiece is adorned by a heavy faceted crystal drop. Choose from three sizes to punctuate your various spaces, and pair the luminaries for a bold, dramatic effect.

Como un delicado parasol que filtra la luz en un día soleado, Sunsarilo incorpora una pantalla abierta de metal decorada con brillantes adornos de cristal. Una obra maestra decorada con una gota de cristal de denso facetado. Elija uno de sus tres tamaños para realzar sus diferentes estancias, y combine varias de ellas para conseguir un efecto atrevido y dramático.

Tel un délicat parasol filtrant les rayons du soleil par une radieuse journée, Sunsarilo possède un abat-jour ouvert en métal façonné à la main, orné de pierres en cristal étincelant. Ce chef d'œuvre est orné d'une lourde goutte en cristal faceté. Choisissez parmi trois tailles pour ponctuer vos différents espaces, et associez les luminaires pour un effet audacieux et spectaculaire.

Sunsarilo weckt Assoziationen an einen kokett wirbelnden Sonnenschirm aus vergangenen Zeiten. Der offene, handgefertigte Metallschirm mit funkelnd facettierten Kristallakzenten ist das prägende Element dieses zeitlos schönen Meisterwerks. Sunsarilo ist in drei verschiedenen Größen erhältlich, die zur Gruppe gebündelt jeden Raum zur Geltung bringen.

Come un parasole delicato che filtra il sole in un giorno raggiante, Sunsarilo è un paralume in metallo aperto lavorato a mano, adornato con gioielli di cristallo sfavillanti. Questa opera d'arte è decorata con una pesante goccia di cristallo sfaccettata. Sono disponibili tre misure per mettere in evidenza i diversi spazi e da abbinare con le lampade per un effetto audace e drammatico.

Ажурная металлическая люстра ручной работы со сверкающими кристаллами Sunsarilo напоминает аккуратный зонтик от солнца, сквозь который в хорошую погоду сочится свет. Этот шедевр украшен тяжёлой каплей из огранённого кристалла. Мы предлагаем на выбор три размера для разных помещений. Чтобы создать броский, драматичный эффект, можно поместить два светильника рядом.

CRYSTAL



SPECTRA CRYSTAL (A)




CRYSTALS FROM SWAROVSKI (S)

FINISH



POLISHED STAINLESS STEEL (-401)





Sunsarilo - UM3540

Pendant

◈ (A) ○ (-401)

- ↔ 35 in / 89 cm
- ↑↓ 12 in / 30 cm
- ↓ Min: 3 in / 7.6 cm
- ↓ Max: 51 in / 130 cm
- 14 lbs / 6.3 kg
- 💡 110 16-G9 40max
- AVL 110V




Sunsarilo - UM3530

Pendant

◈ (A) ○ (-401)

- ↔ 25 in / 64 cm
- ↑↓ 10 in / 25 cm
- ↓ Min: 3 in / 7.6 cm
- ↓ Max: 51 in / 130 cm
- 9 lbs / 4.1 kg
- 💡 110 9-G9 40max
- AVL 110V



Sunsarilo - UM3520

Pendant

◈ (A) ○ (-401)



Close to Ceiling Version
Shown with 110 Canopy

- ↔ 18 in / 46 cm
- ↑↓ 8.5 in / 22 cm
- ↓ Min: 3 in / 7.6 cm
- ↓ Max: 51 in / 130 cm
- 6 lbs / 2.7 kg
- 💡 110 6-G9 40max
- AVL 110V

◈ (A), (S)
○ (-401)



VR0607S (X2) | VR0306S

VERTEX

One of our more cutting-edge designs, Vertex draws its energy from ancient pyramids, which celebrated the power of the sun. This triangular pattern marks the stainless steel skin of the structures, bedazzled by colored crystal spikes or ribbons of round gems. The pyramid-shaped chandeliers, culminating in a thick stalactite, are dramatic and geometric.

Vertex, uno de nuestros diseños más punteros, adquiere su energía de las antiguas pirámides, que rendían tributo al poder del dios sol. Este diseño triangular es el elegido para engalanar la cubierta de acero inoxidable de sus estructuras, decoradas con puntas de cristal de color y cintas de piedras preciosas redondas. Las lámparas de araña de forma piramidal culminan en una gruesa estalactita que les confiere un acabado dramático y geométrico.

Vertex est l'un de nos designs les plus avant-gardistes. Il tire son énergie des anciennes pyramides qui célébraient la puissance du soleil. Ce motif triangulaire marque le revêtement en acier inoxydable des structures sublimes par des pointes en cristal coloré ou des rubans de gemmes ronds. Les lustres en forme de pyramide, culminant en une épaisse stalactite, sont spectaculaires et géométriques.

Vertex ist eines der moderneren Designs von Schonbek. Die funkelnde Energie dieses Trendsetters orientiert sich an den Pyramiden und damit an der unerschöpflichen Kraft der Sonne. Farbenfrohe Kristallspitzen oder aufgereichte Rundelemente füllen die dreieckigen Linien des Edelstahlrahmens mit herrlichen Lichtreflexen. Die dramatische Schönheit der pyramidenförmigen Luster kulminiert in einem blitzenden Kristallbehang, dessen exakte Formen an einen klirrend kühlen Eiszapfen erinnern.

Uno dei nostri design più all'avanguardia, Vertex trae la sua energia dalle piramidi antiche che hanno celebrato la potenza del sole. Questo disegno triangolare evidenzia il rivestimento in acciaio inossidabile delle strutture, illuminate da punte o fiocchetti di cristallo colorato di gemme rotonde. I lampadari a forma di piramide, che culminano in una stalattite spessa, sono drammatici e geometrici.

Vertex – одна из наших авангардных моделей. Она заимствует энергию древних пирамид, прославляющих могущество Солнца. Треугольный мотив на поверхности из нержавеющей стали украшен цветными кристалльными шипами или лентами из круглых камней. Завершающий элемент драматичных геометрических люстр в форме пирамид – толстый сталактит.

CRYSTAL



SPECTRA CRYSTAL (A)



CRYSTALS FROM SWAROVSKI (S)



CRYSTALS FROM SWAROVSKI AZURITE (AZU)



CRYSTALS FROM SWAROVSKI BLACK DIAMOND (BLA)



CRYSTALS FROM SWAROVSKI BOA (BOA)



CRYSTALS FROM SWAROVSKI BULLET (BUL)



CRYSTALS FROM SWAROVSKI JAGUAR (JAG)



CRYSTALS FROM SWAROVSKI OCELOT (OCE)



CRYSTALS FROM SWAROVSKI GOLDEN TEAK (TK)



CRYSTALS FROM SWAROVSKI TRAVERTINE (TRA)

FINISH




POLISHED STAINLESS STEEL (-401)



Vertex - VR2524

Pendant

◊ (A) ○ (-401)



25 in / 64 cm ↔

24 in / 61 cm ↓

25 in / 64 cm ↘

144 in / 366 cm ↓

30 lbs / 13.5 kg ⬤

17-G9 40max INCL.  110

17-G9 40max INCL.  220

110V, 220V AVL

◊ (A), (S), (AZU), (BLA), (BOA), (BUL), (JAG), (OCE), (TK), (TRA)
○ (-401)

24 in / 61 cm ↔

13 in / 33 cm ↑


144 in / 366 cm ↓

15 lbs / 6.8 kg Ⓢ

10-G9 40max INCL.  110



10-G9 40max INCL.  220

110V, 220V AVL



Vertex- VP2413

Pendant

 (A)  (-401)

18 in / 46 cm ↔

11 in / 28 cm ↑

144 in / 366 cm ↓

9 lbs / 4.1 kg Ⓢ

5-G9 40max INCL.  110



5-G9 40max INCL.  220

110V, 220V AVL



Vertex- VP1811

Pendant

 (A)  (-401)

Vertex - VR0708

Pendant

◊ (OCE) ○ (-401)



↔ 6.5 in / 17 cm

↑ 8 in / 20 cm

↘ 6.5 in / 17 cm

↓ 144 in / 366 cm

⦿ 2 lbs / 0.9 kg

💡 4-T3 10max
110

AVL 110V

Requires low voltage mounting hardware
(sold separately, see pricelist)

Vertex - VR0607

Pendant

◊ (S) ○ (-401)



↔ 5.5 in / 14 cm

↑ 7 in / 18 cm

↘ 5.5 in / 14 cm

↓ 72 in / 183 cm

⦿ 1.5 lbs / 0.7 kg

💡 1-T3 20max
110

AVL 110V

Requires low voltage mounting hardware
(sold separately, see pricelist)

Vertex - VR0306

Pendant

◊ (BOA) ○ (-401)



↔ 3 in / 8 cm

↑ 5.5 in / 14 cm

↘ 3 in / 8 cm

↓ 72 in / 183 cm

⦿ .5 lbs / 0.2 kg

💡 1-T3 20max
110

AVL 110V

Requires low voltage mounting hardware
(sold separately, see pricelist)

Vertex - VC0405

Pendant

◊ (BUL) ○ (-401)



↔ 4 in / 10 cm

↑ 4 in / 10 cm

↓ 72 in / 183 cm

⦿ 1 lbs / 0.5 kg

💡 1-MR16 50max
110

AVL 110V

Requires low voltage mounting hardware
(sold separately, see pricelist)

◊ (A), (S), (AZU), (BLA), (BOA), (BUL), (JAG), (OCE), (TK), (TRA)
○ (-401)

Vertex - VCR453

Recessed Lighting

◆ (OCE) ○ (-401)



↔ 4.5 in / 11 cm

↑ 2 in / 5 cm

Ⓢ 1 lbs / 0.5 kg

💡 1-MR16 50max
110

AVL 110V

Requires low voltage mounting hardware
(sold separately, see pricelist)

Vertex - VCR452

Recessed Lighting

◆ (S) ○ (-401)



↔ 4.5 in / 11 cm

↑ 1.5 in / 4 cm

Ⓢ 1 lbs / 0.5 kg

💡 1-MR16 50max
110

AVL 110V

Requires low voltage mounting hardware
(sold separately, see pricelist)

Vertex - VCR451

Recessed Lighting

◆ (JAG) ○ (-401)



↔ 4.5 in / 11 cm

↑ 1 in / 3 cm

Ⓢ 1 lbs / 0.5 kg

💡 1-MR16 50max
110

AVL 110V

Requires low voltage mounting hardware
(sold separately, see pricelist)

Vertex - VCR433

Recessed Lighting

◆ (TK) ○ (-401)



↔ 3.5 in / 9 cm

↑ 2 in / 5 cm

Ⓢ 1 lbs / 0.5 kg

💡 1-MR16 50max
110

AVL 110V

Requires low voltage mounting hardware
(sold separately, see pricelist)

Vertex - VCR432

Recessed Lighting

◆ (TRA) ○ (-401)



↔ 3.5 in / 9 cm

↑ 1.5 in / 4 cm

Ⓢ 1 lbs / 0.5 kg

💡 1-MR16 50max
110

AVL 110V

Requires low voltage mounting hardware
(sold separately, see pricelist)

Vertex - VCR431

Recessed Lighting

◆ (BUL) ○ (-401)



↔ 3.5 in / 9 cm

↑ 1 in / 3 cm

Ⓢ 1 lbs / 0.5 kg

💡 1-MR16 50max
110

AVL 110V

Requires low voltage mounting hardware
(sold separately, see pricelist)

Vertex - VC6S42

Spotlight

◆ (AZU) ○ (-401)



↔ 4 in / 10 cm

↑ 6 in / 15 cm

↘ 2 in / 5 cm

Ⓛ 1 lbs / 0.5 kg

💡 1-MR16 50max
110

AVL 110V

Requires low voltage mounting hardware
(sold separately, see pricelist)

Vertex - VC3S42

Spotlight

◆ (S) ○ (-401)



↔ 3 in / 8 cm

↑ 4 in / 10 cm

↓ 2 in / 5 cm

Ⓛ 1 lbs / 0.5 kg

💡 1-MR16 50max
110

AVL 110V

Requires low voltage mounting hardware
(sold separately, see pricelist)

Vertex - VCR033

Recessed Lighting

◆ (S) ○ (-401)



↔ 3.5 in / 9 cm

↑ 2.5 in / 6 cm

Ⓛ 1 lbs / 0.5 kg

💡 1-MR16 50max
110

AVL 110V

Requires low voltage mounting hardware
(sold separately, see pricelist)

Vertex - VCR032

Recessed Lighting

◆ (A) ○ (-401)



↔ 3.5 in / 9 cm

↑ 1.5 in / 4 cm

Ⓛ 1 lbs / 0.5 kg

💡 1-MR16 50max
110

AVL 110V

Requires low voltage mounting hardware
(sold separately, see pricelist)

Vertex - VCR031

Recessed Lighting

◆ (BLA) ○ (-401)



↔ 3.5 in / 9 cm

↑ 1 in / 3 cm

Ⓛ 1 lbs / 0.5 kg

💡 1-MR16 50max
110

AVL 110V

Requires low voltage mounting hardware
(sold separately, see pricelist)

Vertex - VRW2808

Wall Sconce

◈ (S) ○ (-401)



↔ 28 in / 71 cm

↑ 8 in / 20 cm

↘ 6 in / 15 cm

⊙ 8 lbs / 3.6 kg

💡 4-G9 60max

AVL 110V

◈ (A), (S), (AZU), (BLA), (BOA), (BUL), (JAG), (OCE), (TK), (TRA)
○ (-401)

606 | Vertex

Vertex - VRW2108

Wall Sconce

◈ (A) ○ (-401)

↔ 21 in / 53 cm

↑↓ 8 in / 20 cm

↘↙ 6 in / 15 cm

⊙ 6 lbs / 2.7 kg

💡 3-G9 60max
110

AVL 110V



Vertex - VRW0508

Wall Sconce

◈ (BLA) ○ (-401)

↔ 5 in / 13 cm

↑↓ 7 in / 18 cm

↘↙ 7 in / 18 cm

⊙ 2 lbs / 0.9 kg


💡 1-G9 60max
110

AVL 110V





SQ8440-76A



LUSTROGRAD
SWAROVSKI LIGHTING.COM
ОПТОВЫЕ ПРОДАЖИ СВЕТИЛЬНИКОВ

ZEPPA

A striking shower of angular crystal prisms erupts from a zeppelin-inspired shade for this chandelier. The hand-finished metal version is truly bold and modern, while the organza will add a softer, timeless look. This architectural piece will fit vast industrial spaces, urban lofts and quaint contemporary homes.

Una imponente lluvia de prismas angulares de cristal emerge de la pantalla de esta lámpara de araña, inspirada en las formas de un zepelín. La versión de metal acabado a mano resulta en un diseño verdaderamente atrevido y moderno, mientras que la versión de organza ofrece un atractivo más discreto y atemporal. Esta pieza escultural es perfecta para espacios industriales amplios, lofts de estilo urbano y hogares contemporáneos.

Une pluie sensationnelle de prismes angulaires en cristal surgit d'un abat-jour inspiré d'un zeppelin. La version en métal fini à la main est vraiment audacieuse et moderne, tandis que l'organza ajoutera un style intemporel et plus doux. Cette pièce architecturale est parfaite pour de grands espaces industriels, des lofts urbains et des maisons contemporaines pittoresques.

Die von einem Zeppelin inspirierten Schirmkonturen und rechteckige Kristallprismen verleihen Zeppa vollendete Kontraste, die ihren Stil klassisch und zugleich zeitgemäß erscheinen lassen. Ob als formvollendete, moderne Lampe in handgefertigtem Metall oder in zartem Organza, die architektonisch anmutende Schönheit von Zeppa ist ideal für größere Industrieräume, städtische Lofts und mit moderner Originalität eingerichtete Häuser.

Un' impressionante doccia di prismi di cristallo angolari spunta da un paralume ispirato ai sommergibili. La versione in metallo rifinita a mano è veramente audace e moderna, mentre l'organza dona un tocco più morbido e senza tempo. Questo pezzo architettonico è adatto per ampi spazi industriali, loft urbani e pittoresche case contemporanee.

Угловатые кристалльные призмы ниспадают потрясающим дождём с абажура этой люстры, напоминающего формой зепелин. Вариант с обработанным вручную металлом выглядит поистине смело и современно, а органза внесёт в интерьер мягкую классическую ноту. Это архитектурное произведение прекрасно смотрится в просторных промышленных помещениях, городских лофтах и оригинальных современных домах.

CRYSTAL



SPECTRA CRYSTAL (A)



CRYSTALS FROM SWAROVSKI (S)

SHADE OPTIONS



SILVER (1)



BLACK (2)



WHITE (3)



GOLD (4)

FINISH



*WHITE (06)



*FERRO BLACK (-59)



*HEIRLOOM BRONZE (-76)



**WITH ALL METAL SHADES ONLY



**POLISHED STAINLESS STEEL (-401)



**WITH ALL FABRIC SHADES ONLY



Zeppa with Fabric Shades- SQ8340

Pendant

◊ (A) ○ (-401) □ (2)



48 in / 122 cm ↔

6.5 in / 17 cm ↓

19 in / 48 cm ↘

51 in / 130 cm ↓

50 lbs / 22.5 kg ⬇

12-G9 40max INCL.  110

12-G9 40max INCL.  220

110V, 220V AVL

◊ (A), (S)
○ (-401)

□ (1)(2)(3)(4)

36.5 in / 93 cm ↔

6 in / 15 cm ↑↓

14.5 in / 37 cm ↘↙

51 in / 130 cm ↓

35 lbs / 15.8 kg ⊕

10-G9 40max INCL. 

10-G9 40max INCL. 

110V, 220V AVL



110 Canopy
*contact customer
service for 220
canopy information

Zeppa with Fabric Shades- SQ8330

Pendant

⬠ (A) ○ (-401) □ (3)



24 in / 61 cm ↔

6 in / 15 cm ↑↓

24 in / 61 cm ↘↙

51 in / 130 cm ↓

25 lbs / 11.3 kg ⊕

8-G9 40max INCL. 

8-G9 40max INCL. 

110V, 220V AVL

Zeppa with Fabric Shades- SQ8324

Pendant

⬠ (A) ○ (-401) □ (2)



⬠ (A), (S)
○ (-401)

□ (1)(2)(3)(4)

Zeppa with Fabric Shades- SQ8319

Pendant

⬠ (A) ○ (-401) □ (1)



↔ 20 in / 51 cm

↑↓ 6 in / 15 cm

↘↙ 20 in / 51 cm

↓ 51 in / 130 cm

⊙ 20 lbs / 9.0 kg

💡₁₁₀ 6-G9 40max INCL.

💡₂₂₀ 6-G9 40max INCL.

AVL 110V, 220V

Zeppa with Fabric Shades- SQ8308

Pendant

⬠ (A) ○ (-401) □ (4)



↔ 8.5 in / 22 cm

↑↓ 6 in / 15 cm

↘↙ 8.5 in / 22 cm

↓ 51 in / 130 cm

⊙ 8 lbs / 3.6 kg

💡₁₁₀ 2-G9 40max INCL.

💡₂₂₀ 2-G9 40max INCL.

AVL: 110V, 220V

⬠ (A), (S)
○ (-401)

□ (1)(2)(3)(4)



Zeppa with Metal Shades- SQ8440

Pendant

◊ (A) ○ (-76)



49 in / 124 cm ↔

6.5 in / 17 cm ↓

19.5 in / 50 cm ↘

51 in / 130 cm ↓

57 lbs / 25.7 kg ⬤

12-G9 40max INCL.  110

12-G9 40max INCL.  220

110V, 220V AVL

◊ (A), (S)
○ (-06), (-59), (-76)

37 in / 94 cm ↔

6 in / 15 cm ↑↓

14.5 in / 37 cm ↘

51 in / 130 cm ↓

40 lbs / 18.0 kg ⊕

10-G9 40max INCL. 

10-G9 40max INCL. 

110V, 220V AVL



24 in / 61 cm ↔

6 in / 15 cm ↑↓

24 in / 61 cm ↘

51 in / 130 cm ↓

30 lbs / 13.5 kg ⊕

8-G9 40max INCL. 

8-G9 40max INCL. 

110V, 220V AVL



◆ (A), (S)
○ (-06), (-59), (-76)

616 | Zeppa

Zeppa with Metal Shades- SQ8419

Pendant

⚡ (S) ○ (-76)



↔ 20.5 in / 52 cm

↑↓ 6 in / 15 cm

↘ 20.5 in / 52 cm

↓ 51 in / 130 cm

⊙ 24 lbs / 10.8 kg

💡₁₁₀ 6-G9 40max INCL.

💡₂₂₀ 6-G9 40max INCL.

AVL 110V, 220V

Zeppa with Metal Shades- SQ8408

Pendant

⚡ (A), (S) ○ (-76)



↔ 8.5 in / 22 cm

↑↓ 6 in / 15 cm

↘ 8.5 in / 22 cm

↓ 51 in / 130 cm

⊙ 9 lbs / 4.1 kg

💡₁₁₀ 2-G9 40max INCL.

💡₂₂₀ 2-G9 40max INCL.

AVL: 110V, 220V

⚡ (A), (S)
○ (-06), (-59), (-76)

CLOSE TO CEILING



Amytis - AM5206 - p.322
AVL 110V, 220V, CCC

Bagatelle - 1239 - p.121
AVL 110V, 220V

Bagatelle - 1242 - p.121
AVL 110V, 220V

Bordeaux - 5767 - p.127
AVL 110V, 220V




Camelot - 2619 - p.331
AVL 110V, 220V

Camelot - 2620 - p.331
AVL 110V, 220V

Camelot - 2616 - p.332
AVL 110V, 220V

Camelot - 2617 - p.332
AVL 110V, 220V




Camelot - 2618 - p.332
AVL 110V, 220V

Cassini - CAC2525 - p.493
AVL 110V, 220V

Chantant - CH4802 - p.502
AVL 110V, 220V

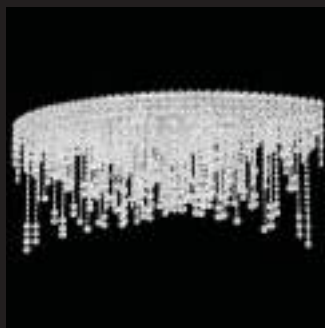
Chantant - CH4803 - p.502
AVL 110V, 220V



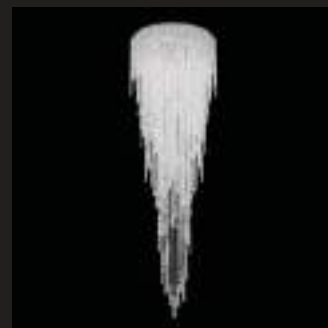
Chantant - CH3601 - p.503
AVL 110V, 220V




Chantant - CH3602 - p.503
AVL 110V, 220V




Chantant - CH4801 - p.503
AVL 110V, 220V



Chantant - CH2403 - p.504
AVL 110V, 220V



Chantant - CH1202 - p.505
AVL 110V, 220V



Chantant - CH1803 - p.505
AVL 110V, 220V



Chantant - CH1802 - p.506
AVL 110V, 220V



Chantant - CH2401 - p.506
AVL 110V, 220V



Chantant - CH2402 - p.506
AVL 110V, 220V




Chantant - CH0802 - p.507
AVL 110V, 220V



Chantant - CH1201 - p.507
AVL 110V, 220V



Chantant - CH1801 - p.507
AVL 110V, 220V



Chrysalita - CM8419 - p.339
AVL 110V, 220V



Chrysalita - CM8426 - p.339
AVL 110V, 220V



Da Vinci - DVC1010 - p.515
AVL 110V, 220V



Dionyx - DIC1206 - p.520
AVL 110V, 220V



Equinoxe - 2731 - p.345
AVL 110V, 220V



Equinoxe - 2732 - p.345
AVL 110V, 220V



Equinoxe - 2733 - p.345
AVL 110V, 220V



Equinoxe - 2734 - p.345
AVL 110V, 220V



Filigrae - FE7266 - p.152
AVL 110V, 220V



Filigrae - FE7288 - p.152
AVL 110V, 220V



Filigrae - FE7206 - p.153
AVL 110V, 220V



Filigrae - FE7208 - p.153
AVL 110V, 220V



Fontana Luce - FL7067 - p.159
AVL 110V, 220V



Fontana Luce - FL7068 - p.159
AVL 110V, 220V



Fontana Luce - FL7069 - p.159
AVL 110V, 220V



Fontana Luce - FL7787 - p.160
AVL 110V, 220V



Fontana Luce - FL7788 - p.160
AVL 110V, 220V



Fontana Luce - FL7789 - p.160
AVL 110V, 220V



Fontana Luce - FL7767 - p.161
AVL 110V, 220V



Fontana Luce - FL7768 - p.161
AVL 110V, 220V



Fontana Luce - FL7769 - p.161
AVL 110V, 220V



Matrix - MCC1205 - p.545
AVL 110V, 220V



Milano - 5650 - p.96
AVL 110V, 220V



Milano - 5654 - p.96
AVL 110V, 220V



Milano - 5655 - p.96
AVL 110V, 220V



Milano - 5656 - p.96
AVL 110V, 220V



Milano - 5657 - p.96
AVL 110V, 220V



Milano - 5644 - p.97
AVL 110V, 220V



Milano - 5645 - p.97
AVL 110V, 220V



Milano - 5646 - p.97
AVL 110V, 220V



Milano - 5648 - p.97
AVL 110V, 220V



Milano - 5649 - p.97
AVL 110V, 220V



Milano - 5630 - p.98
AVL 110V, 220V



Milano - 5631 - p.98
AVL 110V, 220V



Milano - 5632 - p.98
AVL 110V, 220V



Milano - 5633 - p.98
AVL 110V, 220V



Milano - 5634 - p.98
AVL 110V, 220V



Milano - 5635 - p.98
AVL 110V, 220V



Petit Crystal - 1564 - p.354
AVL 110V



Petit Crystal - 1568 - p.354
AVL 110V



Petit Crystal - 1574 - p.354
AVL 110V



Petit Crystal - 1558 - p.355
AVL 110V



Petit Crystal - 1560 - p.355
AVL 110V



Petit Crystal - 1562 - p.355
AVL 110V



Petit Crystal Deluxe - 5896 - p.360
AVL 110V, 220V



Petit Crystal Deluxe - 5897 - p.360
AVL 110V, 220V



Petit Crystal Deluxe - 5898 - p.360
AVL 110V, 220V



Petit Crystal Deluxe - 5893 - p.361
AVL 110V, 220V



Petit Crystal Deluxe - 5894 - p.361
AVL 110V, 220V



Petit Crystal Deluxe - 5895 - p.361
AVL 110V, 220V



Petit Crystal Deluxe - 5890 - p.362
AVL 110V, 220V



Petit Crystal Deluxe - 5891 - p.362
AVL 110V, 220V



Petit Crystal Deluxe - 5892 - p.362
AVL 110V, 220V



Petit Crystal Deluxe - 5900 - p.363
AVL 110V, 220V



Petit Crystal Deluxe - 5901 - p.363
AVL 110V, 220V



Petit Crystal Deluxe - 5902 - p.363
AVL 110V, 220V



Plaza - 6690 - p.555
AVL 110V, 220V



Plaza - 6692 - p.555
AVL 110V, 220V



Plaza - 6694 - p.555
AVL 110V, 220V



Quantum - 2120 - p.567
AVL 110V, 220V



Quantum - 2122 - p.567
AVL 110V, 220V



Quantum - 2124 - p.567
AVL 110V, 220V



Refrax - REC1005 - p.585
AVL 110V, 220V



Refrax - REC1205 - p.585
AVL 110V, 220V



Renaissance - 3784 - p.216
AVL 110V, 220V



Renaissance - 3785 - p.216
AVL 110V, 220V



Renaissance Rock Crystal
- 3584 - p.227
AVL 110V, 220V



Renaissance Rock Crystal
- 3585 - p.227
AVL 110V, 220V



Rialto - 5044 - p.366
AVL 110V

Rialto - 5048 - p.366
AVL 110V

Rialto - 5054 - p.366
AVL 110V

Rialto - 5038 - p.367
AVL 110V



Rialto - 5040 - p.367
AVL 110V

Rialto - 5042 - p.367
AVL 110V

Rivendell - 7858 - p.239
AVL 110V, 220V

Rivendell - 7859 - p.239
AVL 110V, 220V



Rivendell - 7860 - p.239
AVL 110V, 220V

Roman Empire - 3702 - p.373
AVL 110V, 220V

Roman Empire - 3703 - p.373
AVL 110V, 220V

Rondelle - 1250 - p.247
AVL 110V



Tiara - 9841 - p.378
AVL 110V, 220V

Tiara - 9843 - p.378
AVL 110V, 220V

Tiara - 9845 - p.378
AVL 110V, 220V

Tiara - 9800 - p.379
AVL 110V, 220V



Tiara - 9801 - p.379
AVL 110V, 220V

Tiara - 9802 - p.379
AVL 110V, 220V

Tiara - 9803 - p.379
AVL 110V, 220V

Trilliane - 5796 - p.392
AVL 110V, 220V



Trilliane - 5797 - p.392
AVL 110V, 220V

Trilliane - 5869 - p.392
AVL 110V, 220V

Trilliane - 5877 - p.392
AVL 110V, 220V

Trilliane - 5867 - p.393
AVL 110V, 220V



Trilliane - 5868 - p.393
AVL 110V, 220V

Trilliane Strands - TR2403 - p.404
AVL 110V, 220V

Trilliane Strands - TR1803 - p.405
AVL 110V, 220V

Trilliane Strands - TR2401 - p.406
AVL 110V, 220V



Trilliane Strands - TR2402 - p.406
AVL 110V, 220V

Trilliane Strands - TR1801 - p.407
AVL 110V, 220V

Trilliane Strands - TR1802 - p.407
AVL 110V, 220V

Trilliane Strands - TR4803 - p.408
AVL 110V, 220V



Trilliane Strands - TR4801 - p.409
AVL 110V, 220V



Trilliane Strands - TR4802 - p.409
AVL 110V, 220V



Trilliane Strands - TR3601 - p.411
AVL 110V, 220V



Trilliane Strands - TR3602 - p.411
AVL 110V, 220V



Trilliane Strands - TR1202 - p.412
AVL 110V, 220V



Trilliane Strands - TR0802 - p.413
AVL 110V, 220V



Trilliane Strands - TR1201 - p.413
AVL 110V, 220V



Versailles - 2784 - p.290
AVL 110V, 220V



Versailles - 2785 - p.290
AVL 110V, 220V



Versailles Rock Crystal
- 2484 - p.301
AVL 110V, 220V



Versailles Rock Crystal
- 2485 - p.301
AVL 110V, 220V



Vesca - VA8312 - p.311
AVL 110V, 220V

CONVERTIBLES



La Scala - 5343 - p.58
AVL 110V, 220V



La Scala - 5344 - p.58
AVL 110V, 220V



La Scala - 5345 - p.58
AVL 110V, 220V

WALL SCONCES



Alea - AL6501 - p.25
AVL 110V, 220V

Alea - AL6502 - p.25
AVL 110V, 220V

Alea - AL6503 - p.25
AVL 110V, 220V

Alea - AL6513 - p.25
AVL 110V, 220V




Arlington - 1300 - p.429
AVL 110V, 220V

Arlington - 1301 - p.429
AVL 110V, 220V

Bagatelle - 1240 - p.121
AVL 110V, 220V

Bordeaux - 5765 - p.127
AVL 110V, 220V



Bordeaux - 5766 - p.127
AVL 110V, 220V

Cadence - 5331 - p.131
AVL 110V, 220V

Camelot - 2610 - p.333
AVL 110V, 220V

Camelot - 2612 - p.333
AVL 110V, 220V



Century - 1701 - p.139
AVL 110V, 220V



Century - 1702 - p.139
AVL 110V, 220V



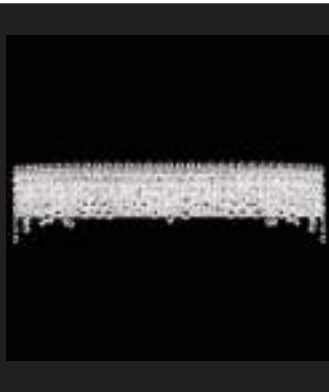
Century - 1703 - p.139
AVL 110V, 220V



Chantant - CH1233 - p.508
AVL 110V, 220V



Chantant - CH2440 - p.508
AVL 110V, 220V



Chantant - CH3640 - p.508
AVL 110V, 220V



Chantant - CH0832 - p.509
AVL 110V, 220V



Chantant - CH0833 - p.509
AVL 110V, 220V



Chantant - CH1232 - p.509
AVL 110V, 220V



Chrysalita - CM8519 - p.339
AVL 110V, 220V



Da Vinci - DVW0808 - p.515
AVL 110V, 220V



Dionyx - DIW0807 - p.521
AVL 110V, 220V



Eclyptix - EC1124 - p.534
AVL 110V, 220V



Eclyptix - EC1136 - p.534
AVL 110V, 220V



Eclyptix - EC1316 - p.534
AVL 110V, 220V



Eclyptix - EC1326 - p.534
AVL 110V, 220V



Ecliptix - EC1336 - p.534
AVL 110V, 220V



Ecliptix - EC0124 - p.535
AVL 110V, 220V



Ecliptix - EC0136 - p.535
AVL 110V, 220V



Ecliptix - EC0316 - p.535
AVL 110V, 220V



Ecliptix - EC0326 - p.535
AVL 110V, 220V



Ecliptix - EC0336 - p.535
AVL 110V, 220V



Ekaterina - EK6502 - p.145
AVL 110V, 220V



Emilea - MA1002 - p.31
AVL 110V, 220V



Equinoxe - 2703 - p.345
AVL 110V, 220V



Fairfax - 5035 - p.433
AVL 110V, 220V



Fairfax - 5036 - p.433
AVL 110V, 220V



Filigræe - FE7002 - p.153
AVL 110V, 220V



Filigræe - FE7003 - p.153
AVL 110V, 220V



Genesis - 9872 - p.167
AVL 110V, 220V



Genzano - GE4701 - p.41
AVL 110V, 220V



Genzano - GE4702 - p.41
AVL 110V, 220V



Genzano - GE4703 - p.41
AVL 110V, 220V



Gwynn - WB1002 - p.173
AVL 110V, 220V



Hamilton - 5701 - p.441
AVL 110V, 220V



Hamilton - 5702 - p.441
AVL 110V, 220V



Hamilton - 5703 - p.441
AVL 110V, 220V



Hamilton Rock Crystal
- 5501 - p.447
AVL 110V, 220V



Hamilton Rock Crystal
- 5502 - p.447
AVL 110V, 220V



Hamilton Rock Crystal
- 5503 - p.447
AVL 110V, 220V




Isabelle - 6302 - p.47
AVL 110V, 220V



Isabelle - 6303 - p.47
AVL 110V, 220V



Jasmine - 9671 - p.181
AVL 110V, 220V



Jasmine - 9672 - p.181
AVL 110V, 220V



Jubilee - 2673 - p.351
AVL 110V, 220V



La Scala - 5002 - p.58
AVL 110V, 220V



La Scala - 5003 - p.58
AVL 110V, 220V



La Scala - 5000 - p.59
AVL 110V, 220V



La Scala - 5001 - p.59
AVL 110V, 220V



La Scala - 5069 - p.59
AVL 110V, 220V



La Scala - 5070 - p.59
AVL 110V, 220V



La Scala - 5071 - p.59
AVL 110V, 220V



La Scala Rock Crystal - 5400 - p.77
AVL 110V, 220V



La Scala Rock Crystal - 5401 - p.77
AVL 110V, 220V



La Scala Rock Crystal - 5402 - p.77
AVL 110V, 220V



Linterna - PN1002 - p.185
AVL 110V, 220V



Lucia - LU0004 - p.189
AVL 110V



Madison - 1586 - p.193
AVL 110V



Maria Theresa - 5600 - p.199
AVL 110V, 220V



Maria Theresa - 5601 - p.199
AVL 110V, 220V



Maria Theresa - 5602 - p.199
AVL 110V, 220V



Matrix - MTW0510 - p.546
AVL 110V




Matrix - MTW0606 - p.546
AVL 110V



Matrix - MTW4805 - p.546
AVL 110V, 220V



Matrix - MTW1805 - p.547
AVL 110V, 220V



Matrix - MTW2405 - p.547
AVL 110V, 220V



Matrix - MTW3605 - p.547
AVL 110V, 220V



Milano - 5641 - p.99
AVL 110V, 220V



Milano - 5642 - p.99
AVL 110V, 220V



Milano - 5643 - p.99
AVL 110V, 220V



New Orleans - 3650 - p.205
AVL 110V, 220V



New Orleans - 3651 - p.205
AVL 110V, 220V



New Orleans - 3652 - p.205
AVL 110V, 220V



Novielle - NV3902 - p.455
AVL 110V, 220V



Olde World - 6805 - p.465
AVL 110V, 220V



Olde World - 6806 - p.465
AVL 110V, 220V



Olde World - 6807 - p.465
AVL 110V, 220V



Olde World - 6808 - p.465
AVL 110V, 220V




Petit Crystal Deluxe - 6600 - p.363
AVL 110V, 220V



Quantum - 2220 - p.568
AVL 110V, 220V



Quantum - 2230 - p.568
AVL 110V



Quantum - 2232 - p.568
AVL 110V



Quantum - 2235 - p.568
AVL 110V, 220V



Quantum - 2236 - p.568
AVL 110V, 220V



Quantum - 2224 - p.569
AVL 110V, 220V




Quantum - 2225 - p.569
AVL 110V



Quantum - 2226 - p.569
AVL 110V



Refrax - REWL10070 - p.575
AVL 110V, 220V



Refrax - REW1006 - p.586
AVL 110V, 220V



Refrax - REW2106 - p.586
AVL 110V, 220V



Refrax - REW2806 - p.586
AVL 110V, 220V



Refrax - REW1009 - p.587
AVL 110V, 220V



Refrax - REW2109 - p.587
AVL 110V, 220V



Renaissance - 3756 - p.217
AVL 110V, 220V



Renaissance - 3757 - p.217
AVL 110V, 220V



Renaissance - 3758 - p.217
AVL 110V, 220V



Renaissance - 3761 - p.217
AVL 110V, 220V



Renaissance - 3762 - p.217
AVL 110V, 220V



Renaissance - 3763 - p.217
AVL 110V, 220V



Renaissance Rock Crystal
- 3561 - p.227
AVL 110V, 220V



Renaissance Rock WB
- 3558 - p.230
AVL 110V, 220V



Renaissance Rock WB
- 3556 - p.231
AVL 110V, 220V



Renaissance Rock WB
- 3557 - p.231
AVL 110V, 220V



Rialto - 5055 - p.367
AVL 110V



Rivendell - 7849 - p.240
AVL 110V, 220V



Rivendell - 7850 - p.240
AVL 110V, 220V



Rivendell - 7854 - p.240
AVL 110V, 220V



Rivendell - 7855 - p.240
AVL 110V, 220V



Rivendell - 7856 - p.240
AVL 110V, 220V



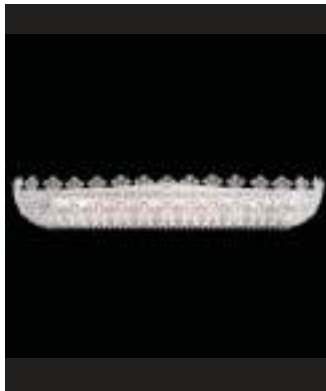
Rivendell - 7857 - p.240
AVL 110V, 220V



Rivendell - 7846 - p.241
AVL 110V, 220V



Rivendell - 7847 - p.241
AVL 110V, 220V



Rivendell - 7848 - p.241
AVL 110V, 220V



Riviera - RF2402 - p.592
AVL 110V, 220V



Riviera - RF2404 - p.592
AVL 110V, 220V



Rivington - RT6820 - p.471
AVL 110V, 220V



Rivington - RT6821 - p.471
AVL 110V, 220V



Roman Empire - 3708 - p.373
AVL 110V, 220V



Roman Empire - 3710 - p.373
AVL 110V, 220V




Rondelle - 1252 - p.247
AVL 110V



Rondelle - 1255 - p.247
AVL 110V



Rondelle - 1256 - p.247
AVL 110V



Sarella - RS8331 - p.257
AVL 110V, 220V



Sarella - RS8332 - p.257
AVL 110V, 220V



Sarella - RS8333 - p.257
AVL 110V, 220V



Scheherazade - 9620 - p.261
AVL 110V, 220V



Sonatina - ST1939 - p.269
AVL 110V, 220V



Sophia - 6941 - p.111
AVL 110V, 220V



Sophia - 6942 - p.111
AVL 110V, 220V



Sophia - 6943 - p.111
AVL 110V, 220V



Sterling - 2990 - p.481
AVL 110V, 220V



Sterling - 2991 - p.481
AVL 110V, 220V, CCC



Sterling - 2992 - p.481
AVL 110V, 220V, CCC



Trilliane - 5876 - p.393
AVL 110V, 220V



Trilliane - 5886 - p.393
AVL 110V, 220V



Trilliane - 5888 - p.393
AVL 110V, 220V



Trilliane Strands - TR1233 - p.414
AVL 110V, 220V



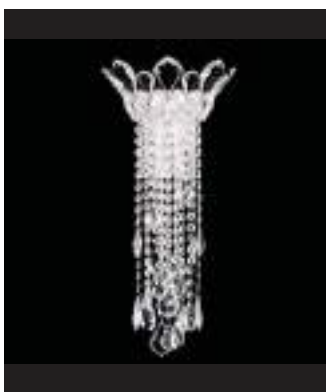
Trilliane Strands - TR2440 - p.414
AVL 110V, 220V



Trilliane Strands - TR3640 - p.414
AVL 110V, 220V



Trilliane Strands - TR0832 - p.415
AVL 110V, 220V



Trilliane Strands - TR0833 - p.415
AVL 110V, 220V



Trilliane Strands - TR1232 - p.415
AVL 110V, 220V



Versailles - 2756 - p.291
AVL 110V, 220V



Versailles - 2757 - p.291
AVL 110V, 220V



Versailles - 2758 - p.291
AVL 110V, 220V



Versailles - 2761 - p.291
AVL 110V, 220V



Versailles - 2762 - p.291
AVL 110V, 220V



Versailles - 2763 - p.291
AVL 110V, 220V



Versailles Rock Crystal
- 2461 - p.302
AVL 110V, 220V



Versailles Rock Crystal
- 2462 - p.302
AVL 110V, 220V



Versailles Rock Crystal
- 2463 - p.302
AVL 110V, 220V



Versailles Rock Crystal
- 2456 - p.303
AVL 110V, 220V



Versailles Rock Crystal
- 2457 - p.303
AVL 110V, 220V




Versailles Rock Crystal
- 2458 - p.303
AVL 110V, 220V



Vertex - VRW2808 - p.606
AVL 110V



Vertex - VRW0508 - p.607
AVL 110V



Vertex - VRW2108 - p.607
AVL 110V



Vesca - VA8332 - p.311
AVL 110V, 220V

RECESSED LIGHTING



Vertex - VCR431 - p.604
AVL 110V



Vertex - VCR432 - p.604
AVL 110V



Vertex - VCR433 - p.604
AVL 110V



Vertex - VCR451 - p.604
AVL 110V



Vertex - VCR452 - p.604
AVL 110V



Vertex - VCR453 - p.604
AVL 110V



Vertex - VCR031 - p.605
AVL 110V



Vertex - VCR032 - p.605
AVL 110V



Vertex - VCR033 - p.605
AVL 110V

SPOTLIGHTS



Vertex - VC3S42 - p.605
AVL 110V



Vertex - VC6S42 - p.605
AVL 110V

LAMPS




Boutique Lamps - BL100 - p.489
AVL 110V

Boutique Lamps - BL200 - p.489
AVL 110V

Boutique Lamps - BL300 - p.489
AVL 110V

Da Vinci - DVT0820 - p.515
AVL 110V, 220V



Da Vinci - DVT1012 - p.515
AVL 110V, 220V

Dionyx - DIT0820 - p.521
AVL 110V, 220V

Sarella - RS8301 - p.257
AVL 110V, 220V

1238	р.120	2248	р.566	2657	р.350	3592	р.220	5014	р.54	5625	р.197	5771	р.126	6677	р.550
1239	р.121	2251	р.565	2661	р.349	3601	р.476	5016	р.53	5626	р.196	5773	р.125	6678	р.553
1240	р.121	2252	р.565	2663	р.349	3608	р.476	5032	р.433	5630	р.98	5775	р.125	6680	р.553
1241	р.121	2255	р.565	2667	р.348	3610	р.475	5033	р.432	5631	р.98	5782	р.124	6690	р.555
1242	р.121	2258	р.564	2673	р.351	3612	р.474	5034	р.432	5632	р.98	5792	р.277	6692	р.555
1243	р.121	2259	р.564	2703	р.345	3648	р.205	5035	р.433	5633	р.98	5794	р.276	6694	р.555
1246	р.120	2260	р.564	2714	р.344	3650	р.205	5036	р.433	5634	р.98	5796	р.392	6710	р.238
1248	р.120	2261	р.564	2716	р.344	3651	р.205	5038	р.367	5635	р.98	5797	р.392	6712	р.238
1250	р.247	2265	р.559	2724	р.343	3652	р.205	5040	р.367	5638	р.95	5798	р.391	6714	р.238
1252	р.247	2267	р.559	2725	р.343	3656	р.205	5042	р.367	5639	р.95	5799	р.391	6716	р.238
1253	р.247	2270	р.563	2726	р.343	3657	р.205	5044	р.366	5641	р.99	5846	р.390	6805	р.465
1255	р.247	2271	р.563	2727	р.342	3658	р.204	5048	р.366	5642	р.99	5847	р.390	6806	р.465
1256	р.247	2272	р.563	2731	р.345	3659	р.204	5054	р.366	5643	р.99	5848	р.390	6807	р.465
1257	р.247	2273	р.562	2732	р.345	3660	р.204	5055	р.367	5644	р.97	5849	р.389	6808	р.465
1260	р.119	2274	р.562	2733	р.345	3661	р.203	5069	р.59	5645	р.97	5851	р.384	6809	р.463
1264	р.246	2280	р.561	2734	р.345	3662	р.203	5070	р.59	5646	р.97	5852	р.385	6810	р.463
1266	р.246	2281	р.561	2756	р.291	3663	р.202	5071	р.59	5648	р.97	5853	р.385	6811	р.463
1267	р.246	2283	р.561	2757	р.291	3702	р.373	5072	р.53	5649	р.97	5854	р.385	6812	р.462
1270	р.245	2286	р.560	2758	р.291	3703	р.373	5073	р.53	5650	р.96	5855	р.384	6813	р.462
1275	р.244	2288	р.560	2761	р.291	3708	р.373	5074	р.51	5651	р.95	5856	р.387	6814	р.462
1300	р.429	2297	р.559	2762	р.291	3710	р.373	5075	р.50	5652	р.94	5858	р.384	6815	р.461
1301	р.429	2298	р.558	2763	р.291	3714	р.372	5076	р.67	5653	р.94	5867	р.393	6816	р.461
1302	р.429	2456	р.303	2769	р.289	3716	р.372	5077	р.66	5654	р.96	5868	р.393	6817	р.460
1303	р.427	2457	р.303	2770	р.289	3718	р.372	5078	р.65	5655	р.96	5869	р.392	6818	р.460
1305	р.427	2458	р.303	2771	р.285	3720	р.371	5080	р.65	5656	р.96	5870	р.386	6860	р.459
1308	р.427	2461	р.302	2772	р.285	3724	р.370	5082	р.63	5657	р.96	5871	р.386	6861	р.458
1310	р.426	2462	р.302	2773	р.284	3756	р.217	5090	р.62	5660	р.89	5872	р.386	6862	р.464
1558	р.355	2463	р.302	2774	р.281	3757	р.217	5331	р.131	5662	р.89	5873	р.383	6863	р.464
1560	р.355	2469	р.297	2775	р.280	3758	р.217	5332	р.131	5665	р.89	5874	р.383	6864	р.464
1562	р.355	2470	р.297	2780	р.287	3761	р.217	5333	р.131	5672	р.88	5875	р.382	6941	р.111
1564	р.354	2471	р.296	2782	р.287	3762	р.217	5335	р.130	5674	р.88	5876	р.393	6942	р.111
1568	р.354	2472	р.295	2783	р.286	3763	р.217	5343	р.58	5675	р.87	5877	р.392	6943	р.111
1574	р.354	2473	р.295	2784	р.290	3769	р.216	5344	р.58	5676	р.87	5886	р.393	6946	р.110
1586	р.193	2474	р.294	2785	р.290	3770	р.216	5345	р.58	5677	р.86	5888	р.393	6948	р.110
1592	р.193	2480	р.299	2786	р.288	3771	р.213	5400	р.77	5679	р.86	5890	р.362	6949	р.110
1596	р.192	2482	р.298	2790	р.283	3772	р.213	5401	р.77	5682	р.85	5891	р.362	6950	р.110
1701	р.139	2484	р.301	2792	р.283	3773	р.212	5402	р.77	5683	р.83	5892	р.362	6952	р.109
1702	р.139	2485	р.301	2990	р.481	3774	р.211	5407	р.76	5685	р.82	5893	р.361	6954	р.109
1703	р.139	2486	р.300	2991	р.481	3775	р.210	5408	р.76	5686	р.81	5894	р.361	6958	р.109
1704	р.138	2487	р.300	2992	р.481	3780	р.214	5410	р.75	5688	р.80	5895	р.361	6959	р.108
1705	р.138	2490	р.296	2994	р.480	3782	р.214	5411	р.74	5690	р.93	5896	р.360	6960	р.108
1707	р.138	2610	р.333	2995	р.479	3783	р.214	5413	р.72	5691	р.93	5897	р.360	6961	р.107
1709	р.137	2612	р.333	2996	р.480	3784	р.216	5472	р.72	5692	р.93	5898	р.360	6962	р.105
1712	р.137	2616	р.332	2997	р.477	3785	р.216	5473	р.71	5693	р.91	5900	р.363	6963	р.104
1716	р.136	2617	р.332	2998	р.477	3786	р.215	5474	р.70	5694	р.92	5901	р.363	6964	р.103
1718	р.135	2618	р.332	2999	р.477	3787	р.215	5501	р.447	5701	р.441	5902	р.363	6967	р.102
1829	р.136	2619	р.331	3556	р.231	3790	р.211	5502	р.447	5702	р.441	6302	р.47	6983	р.423
2120	р.567	2620	р.331	3557	р.231	3792	р.209	5503	р.447	5703	р.441	6303	р.47	6984	р.423
2122	р.567	2621	р.327	3558	р.230	5000	р.59	5505	р.446	5705	р.440	6305	р.47	6985	р.423
2124	р.567	2622	р.330	3561	р.227	5001	р.59	5506	р.446	5706	р.440	6307	р.47	6993	р.422
2220	р.568	2623	р.327	3569	р.226	5002	р.58	5507	р.446	5707	р.439	6309	р.45	6994	р.422
2224	р.569	2624	р.330	3570	р.226	5003	р.58	5508	р.445	5708	р.439	6312	р.44	6995	р.422
2225	р.569	2626	р.329	3571	р.225	5004	р.58	5535	р.445	5735	р.437	6600	р.363	7846	р.241
2226	р.569	2628	р.329	3572	р.225	5005	р.57	5536	р.445	5736	р.437	6616	р.359	7847	р.241
2230	р.568	2638	р.329	3573	р.224	5007	р.57	5537	р.444	5737	р.436	6618	р.358	7848	р.241
2232	р.568	2642	р.328	3580	р.223	5008	р.57	5600	р.199	5765	р.127	6670	р.554	7849	р.240
2235	р.568	2643	р.326	3582	р.223	5009	р.56	5601	р.199	5766	р.127	6671	р.551	7850	р.240
2236	р.568	2648	р.351	3584	р.227	5010	р.56	5602	р.199	5767	р.127	6672	р.554	7854	р.240
2245	р.566	2650	р.351	3585	р.227	5011	р.55	5607	р.198	5768	р.127	6673	р.551	7855	р.240
2246	р.566	2652	р.350	3586	р.222	5012	р.55	5609	р.198	5769	р.127	6674	р.554	7856	р.240
2247	р.566	2654	р.350	3587	р.221	5013	р.54	5622	р.197	5770	р.126	6675	р.551	7857	р.240

7858	±239	CA2525	±493	DWW0808	±515	GE4706	±40	RE1012	±582	ST1849	±269	VCR432	±604
7859	±239	CA3724	±493	EC0124	±535	GE4707	±39	RE1018	±582	ST1852	±268	VCR433	±604
7860	±239	CA3939	±493	EC0136	±535	GE4708	±39	RE1705	±581	ST1939	±269	VCR451	±604
7862	±237	CAC2525	±493	EC0236	±530	GE4709	±38	RE2109	±582	ST1941	±268	VCR452	±604
7863	±236	CH0802	±507	EC0248	±530	GE4711	±38	RE2506	±581	ST1944	±267	VCR453	±604
7864	±236	CH0812	±501	EC0306	±533	GE4712	±37	RE2524	±577	ST1946	±267	VP1811	±602
7865	±237	CH0832	±509	EC0316	±535	GE4715	±36	RE2809	±582	ST1949	±265	VP2413	±602
7866	±237	CH0833	±509	EC0319	±533	GE4721	±35	RE3214	±579	ST1952	±264	VR0306	±603
7868	±235	CH1201	±507	EC0324	±533	GE4722	±34	RE3606	±580	TRO802	±413	VR0607	±603
7882	±239	CH1202	±505	EC0326	±535	IU0001	±189	RE3624	±577	TRO812	±401	VR0708	±603
7883	±239	CH1211	±501	EC0328	±532	IU0002	±189	RE4806	±580	TRO832	±415	VR2524	±601
7884	±239	CH1212	±499	EC0336	±535	IU0003	±188	RE4821	±579	TRO833	±415	VRW0508	±607
9620	±261	CH1232	±509	EC0340	±532	IU0004	±189	RE4824	±576	TR1201	±413	VRW2108	±607
9621	±261	CH1233	±508	EC1124	±534	MA1002	±31	REC1005	±585	TR1202	±412	VRW2808	±606
9622	±260	CH1801	±507	EC1136	±534	MA1005	±31	REC1205	±585	TR1211	±401	VZ8306	±273
9671	±181	CH1802	±506	EC1236	±525	MA1006	±31	REL33130	±574	TR1212	±401	VZ8308	±273
9672	±181	CH1803	±505	EC1248	±525	MA1008	±29	REL36050	±573	TR1232	±415	VZ8310	±273
9673	±181	CH1811	±501	EC1306	±528	MA1012	±30	REW1006	±586	TR1233	±414	WB1002	±173
9674	±181	CH1812	±500	EC1316	±534	MC0305	±545	REW1009	±587	TR1801	±407	WB1005	±173
9675	±180	CH1813	±499	EC1319	±528	MC0403	±543	REW2106	±586	TR1802	±407	WB1006	±171
9676	±180	CH2401	±506	EC1324	±528	MC0408	±545	REW2109	±587	TR1803	±405	WB1008	±172
9677	±180	CH2402	±506	EC1326	±534	MC0410	±544	REW2806	±586	TR1811	±399		
9678	±179	CH2403	±504	EC1328	±527	MC0503	±543	REWL10070	±575	TR1812	±399		
9679	±179	CH2411	±500	EC1336	±534	MC0510	±544	RF2402	±592	TR1813	±397		
9685	±179	CH2412	±500	EC1340	±527	MC1016	±544	RF2404	±592	TR2401	±406		
9690	±178	CH2413	±498	EC3306	±531	MC1605	±542	RF2410	±592	TR2402	±406		
9695	±177	CH2440	±508	EC4306	±526	MCC1205	±545	RF2418	±592	TR2403	±404		
9800	±379	CH3601	±503	EK6502	±145	MT0303	±541	RF2424	±593	TR2411	±398		
9801	±379	CH3602	±503	EK6505	±145	MT0308	±541	RF2432	±593	TR2412	±398		
9802	±379	CH3611	±497	EK6506	±145	MT0404	±541	RF2448	±593	TR2413	±396		
9803	±379	CH3612	±497	EK6507	±144	MT0505	±540	RF2460	±591	TR2440	±414		
9841	±378	CH3640	±508	EK6508	±144	MT0510	±540	RS8301	±257	TR3601	±411		
9843	±378	CH4801	±503	EK6515	±143	MT0810	±540	RS8306	±253	TR3602	±411		
9845	±378	CH4802	±502	FE7002	±153	MT2405	±539	RS8308	±253	TR3611	±403		
9847	±377	CH4803	±502	FE7003	±153	MT3605	±539	RS8310	±252	TR3612	±403		
9849	±377	CH4811	±497	FE7006	±151	MT4805	±538	RS8315	±252	TR3640	±414		
9872	±167	CH4812	±496	FE7008	±151	MTW0510	±546	RS8331	±257	TR4801	±409		
9875	±167	CH4813	±496	FE7010	±149	MTW0606	±546	RS8332	±257	TR4802	±409		
9876	±166	CM8319	±338	FE7018	±149	MTW1805	±547	RS8333	±257	TR4803	±408		
9878	±166	CM8326	±338	FE7066	±150	MTW2405	±547	RS8340	±256	TR4811	±403		
9882	±165	CM8334	±337	FE7088	±150	MTW3605	±547	RS8341	±256	TR4812	±403		
9886	±164	CM8419	±339	FE7206	±153	MTW4805	±546	RS8342	±256	TR4813	±402		
AL6501	±25	CM8426	±339	FE7208	±153	NV3902	±455	RS8343	±255	UM3520	±597		
AL6502	±25	CM8519	±339	FE7266	±152	NV3904	±455	RS8344	±255	UM3530	±597		
AL6503	±25	DI0716	±520	FE7288	±152	NV3905	±454	RS8415	±251	UM3540	±597		
AL6505	±24	DI1619	±519	FL7067	±159	NV3906	±454	RT6820	±471	VA8305	±310		
AL6506	±24	DI1807	±520	FL7068	±159	NV3907	±453	RT6821	±471	VA8306	±310		
AL6508	±23	DI2527	±518	FL7069	±159	NV3908	±453	RT6823	±470	VA8312	±311		
AL6513	±25	DIC1206	±520	FL7706	±158	NV3912	±451	RT6824	±470	VA8322	±307		
AL6535	±22	DIT0820	±521	FL7708	±158	NV3915	±450	RT6825	±470	VA8332	±311		
AM5206	±322	DIW0807	±521	FL7710	±157	PN1002	±185	RT6829	±469	VA8335	±309		
AM5406	±322	DV0808	±514	FL7767	±161	PN1010	±185	SQ8308	±613	VA8336	±309		
AM5408	±322	DV1010	±514	FL7768	±161	PN1020	±185	SQ8319	±613	VA8339	±308		
AM5410	±321	DV1212	±514	FL7769	±161	PN1024	±184	SQ8324	±612	VA8355	±309		
AM5415	±321	DV1515	±513	FL7787	±160	PN1028	±184	SQ8330	±612	VCO405	±603		
AM5506	±319	DV1818	±513	FL7788	±160	RE0205	±583	SQ8340	±611	VC3542	±605		
AM5508	±319	DV2424	±513	FL7789	±160	RE0209	±583	SQ8408	±617	VC6542	±605		
AM5510	±318	DV3636	±512	GE4701	±41	RE0405	±583	SQ8419	±617	VCR031	±605		
BL100	±489	DVC1010	±515	GE4702	±41	RE0409	±583	SQ8424	±616	VCR032	±605		
BL200	±489	DVT0820	±515	GE4703	±41	RE0505	±583	SQ8430	±616	VCR033	±605		
BL300	±489	DVT1012	±515	GE4705	±40	RE0509	±583	SQ8440	±615	VCR431	±604		

SWAROVSKI LIGHTING WORLDWIDE

NORTH AND SOUTH AMERICA

Swarovski Lighting, Ltd.
61 Industrial Boulevard
Plattsburgh, New York 12901-1908
USA
Tel. +1 800 836 1892 or +1 518 563 7500
Fax +1 518 563 4228
lighting.na@swarovski-lighting.com

EUROPE

Swarovski International Distribution AG
Swarovski Lighting
Dröschstrasse 15
FL-9495 Triesen
Principality of Liechtenstein
Tel. +423 399 5656
Fax +423 399 5666
lighting.europe@swarovski.com

AUSTRIA

Tel. +43 5224 500 5656
Fax +43 5224 500 5666

FRANCE

Tel. +33 1 44 76 15 53
Fax +33 1 44 76 15 54

GREAT BRITAIN

Tel. +44 845 607 0341
Fax +44 845 607 0342

AFRICA / MIDDLE EAST / INDIA

Swarovski Middle East FZE
Swarovski Lighting
P.O. Box 17128
Jebel Ali Free Zone, Junction 6
Dubai UAE
Tel. +971 4 881 65 62
Fax +971 4 881 56 23
lighting.me@swarovski.com
lighting.india@swarovski.com

AUSTRALIA / ASIA PACIFIC

Swarovski Greater China Limited
Swarovski Lighting
9/F 1063 King's Road,
Quarry Bay, Hong Kong
Tel. +852 2969 6435
Fax +852 2979 0129
lighting.ap@swarovski.com

Art Direction and Performance: Swarovski Lighting Ltd., Plattsburgh, New York

All rights reserved. The publication, transfer, or any other form of copying contents or parts thereof, in any form, is forbidden, unless previously agreed in writing by Swarovski. We reserve the right to change prices and technical details. We will not be held responsible for errors in printing or terminology. Terms and conditions apply. With the issuing of this pricelist/catalog, all previous prices/information cease to apply. We will be happy to provide information on the country-specific availability of the items described upon request. All measurements given in cm/inch. The currently valid General Terms and Conditions can be found on our website SWAROVSKI-LIGHTIN.COM

Dirección y ejecución artística: Swarovski Lighting Ltd., Plattsburgh, New York

Todos los derechos reservados. Queda prohibida toda forma de publicación, transmisión, así como cualquier tipo de reproducción de los contenidos o partes de los mismos, a menos que Swarovski lo haya autorizado previamente por escrito. Nos reservamos el derecho a realizar modificaciones de precios, así como modificaciones técnicas. No asumimos la responsabilidad de errores de impresión o redacción. Se aplicarán las condiciones comerciales generales. Con la publicación de la presente lista de precios y catálogos, todos los precios anteriores e información dejarán de ser aplicados. Si lo solicita, estaremos encantados de informarle sobre la disponibilidad específica para cada país de la gama de productos mostrada. Todas las medidas se indican en cm/inch. Puede encontrar las condiciones comerciales generales actualmente vigentes en nuestra página web SWAROVSKI-LIGHTIN.COM

Mise en page et conception : Swarovski Lighting Ltd., Plattsburgh, New York

Tous droits réservés. Toute publication, communication ainsi que toute autre forme de reproduction, même partielle, du contenu est interdite, sous quelque forme que ce soit, sans le consentement écrit préalable de Swarovski. Sous réserve de modifications de prix et de modifications techniques. Aucune responsabilité n'est assumée pour les erreurs d'impression ou typographiques. Les conditions générales de vente et de livraison s'appliquent. Avec la publication de cette liste de prix / de ce catalogue, tous les prix antérieurs / toutes les informations antérieures cessent de s'appliquer. C'est avec plaisir que nous vous informerons sur demande de la disponibilité dans les différents pays de l'assortiment présenté. Toutes les dimensions sont en cm/inch. Vous trouverez les conditions générales de vente et de livraison actuellement en vigueur sur notre site Web : SWAROVSKI-LIGHTIN.COM

Konzeption und Umsetzung: Swarovski Lighting Ltd.

Alle Rechte vorbehalten. Die Veröffentlichung, Übertragung sowie jede andere Art der Vervielfältigung der Inhalte oder von Teilen hiervon ist in jeder Form verboten, wenn Swarovski nicht vorher schriftlich zustimmt. Preisänderungen sowie technische Änderungen vorbehalten. Keine Haftung für Druck- oder Satzfehler. Es gelten die Allgemeinen Geschäftsbedingungen. Mit Erscheinen dieser Preisliste/dieses Kataloges verlieren alle bisherigen Preise/Angaben ihre Gültigkeit. Über die länderspezifische Verfügbarkeit des dargestellten Sortiments informieren wir gerne auf Anfrage. Alle Maßangaben in cm/inch. Die aktuell gültigen Allgemeinen Geschäftsbedingungen finden Sie auf unserer Homepage architecture.swarovski.com/TC

Impaginazione e concezione: Swarovski Lighting Ltd.

Tutti i diritti riservati. Sono vietate la diffusione, la trasmissione, così come ogni altro tipo di riproduzione del contenuto del presente o di una sua parte, in qualsiasi forma, in mancanza di autorizzazione scritta fornita da Swarovski. L'azienda si riserva di apportare variazioni di prezzo e tecniche. Si declina ogni responsabilità per eventuali errori di stampa o tipografici. Si applicano le condizioni commerciali generali. Con la pubblicazione di questo listino prezzi/catalogo, tutti i precedenti prezzi/informazioni perdono validità. Informazioni sulla disponibilità nei singoli paesi degli assortimenti raffigurati saranno fornite su richiesta. Tutte le misure sono indicate in cm/inch. Le condizioni commerciali generali, attualmente applicate, sono reperibili sulla homepage dell'azienda: architecture.swarovski.com/TC

РУКОВОДСТВО ХУДОЖЕСТВЕННЫМИ ПРОЕКТАМИ И ИХ РЕАЛИЗАЦИЯ: Swarovski Lighting Ltd.

Авторские права защищены. Публикация, передача, а также любой вид размножения содержимого или его частей в любой форме запрещено при отсутствии предварительного письменного согласия компании Swarovski. Допускаются изменения цены и изменения в технической части. Ответственность не несет за опечатки или ошибки в наборе. Действуют «Общие коммерческие условия». С выпуском этого прайс-листа/каталога, предыдущие прайс-листы/информации прекращают свое действие. О наличии товаров в представленном в конкретной стране ассортименте мы готовы предоставить по запросу. Все размеры указаны в см/инч. Имеющие в настоящий момент силу «Общие коммерческие условия» приведены на нашей домашней странице ARCHITECTURE.SWAROVSKI.COM/TC



BRILLANCE BY HAND

SWAROVSKI
LIGHTING

Schonbek, Swarovski Lighting Ltd.


LUSTROGRAD
ОПТОВЫЕ ПРОДАЖИ СВЕТИЛЬНИКОВ