



CHANDELIERS FROM BOHEMIA



## TABLE OF CONTENTS:

INTRODUCTION	2
LARGE CHANDELIERS	6
GLASS & METAL ARMS	64
CAST FITTINGS	140
MARIA TEREZIA	214
BASKET & CEILING FITTINGS	248
MODERN LINE	304
SURFACE FINISHES	368
TEXTILE SHADE	369
COLOUR FINISHES	369

## OUR STORY

ARTGLASS's story began 23 years ago on a hillside in the Jizera Mountains which, thanks to their rich natural resources, are the undisputed heart of traditional glass making. Lighting fixture manufacture is closely linked with glass making, so this area was the ideal place to locate our headquarters, in Jablonec nad Nisou, a picturesque town in the middle of the mountains.

## OUR PRODUCTS

We offer collections of traditional lighting fixtures, which are constantly evolving to include innovations and new additions. Today, we are moving with the times and putting an emphasis on focusing on our customer's individual needs when designing pieces. Our lighting comes with an ARTGLASS guarantee of quality and originality, and customers can count on the quality of our manufacturing and our professional advice. The creativity of our designers is backed by the rigorous professionalism of our craftsmen and our skilled approach to every single project as a matter of course. Our unique knowledge in the field of lighting manufacture and almost unlimited means of production, as well as our sense of aesthetics and cultural setting enable us to create rare and unique custom lighting fixtures of king-size dimensions.

The lighting fixtures on the following pages are a glimpse of our collection, which numbers over 1,000 unique lighting fixtures. They show models that have been a hit with our customers, as well as new, modern design models.

## OUR MISSION

One of our biggest motivators is seeing the joy on the faces of our happy customers when one of our light fittings has been installed and the moment arrives to turn on the light. It is a pleasure for us to see how our fixtures cast a warm glow over your homes, but most importantly in your hearts. A lighting fixture is an important element of an interior, as the right one has the ability to create positive emotions. We know you love your home, and we want to help create an atmosphere of peace and harmony with our magical creations.


## NUESTRA HISTORIA

La historia de ARTGLASS se empezó a escribir hace 23 años en las laderas de las montañas Jizera situadas en el norte de Chequia. Sus ricos recursos naturales convierten a esta región en el corazón de una tradición vidriera con fuertes raíces históricas. La elaboración de lámparas está estrechamente vinculada con la producción de vidrio, razón que justifica la situación de nuestra sede en el núcleo de la pintoresca ciudad de Jablonec nad Nisou.

## NUESTRA OFERTA

Contamos con una colección tradicional de lámparas que se encuentra en permanente innovación y ampliación. Actualmente, sin embargo, tendimos a concentrarnos más en las necesidades individuales de nuestros clientes y en el diseño de lámparas por encargo. Garantizamos un alto nivel, gran calidad y originalidad en la elaboración de lámparas para instalar, incluyendo asesoría. La creatividad de nuestros diseñadores queda amparada por la profesionalidad de un personal con experiencia, la dedicación exclusiva en cada uno de los proyectos es nuestro sello de identidad. Los conocimientos únicos de los que disponemos en este campo y las posibilidades de producción casi ilimitadas nos permiten crear modelos no tradicionales de medidas atípicas y excepcionales sin perder la sensibilidad por lo estético ni por los requerimientos culturales.

Las lámparas de las siguientes páginas son un extracto de una colección que abarca más de 1.000 tipos únicos de lámpara. Comprende los modelos que gozan de mayor popularidad entre nuestros clientes, así como diseños nuevos y modernos.



## NUESTRA MISIÓN

Es para nosotros un gran placer y al mismo tiempo una fuente de motivación ver la satisfacción de nuestros apreciados clientes cuando, tras una instalación, llega el momento de encender las luces, iluminando de ese modo no solo sus hogares sino también sus corazones. Las lámparas son un complemento noble del espacio, la luz crea emociones positivas. Deje que esta mágica combinación complete la armónica atmósfera de su hogar.

## ISTORIA

Historia de la compañía ARTGLASS comenzó 23 años atrás en las laderas de las montañas Jizera, que, gracias a sus ricos recursos naturales, se convirtieron en el centro de la tradición del vidrio. La fabricación de lámparas está estrechamente vinculada con la producción de vidrio, razón que justifica la situación de nuestra sede en el núcleo de la pintoresca ciudad de Jablonec nad Nisou, ubicada en el corazón de esta región.

## NAHI VOZMOZHNOСТИ

Мы предлагаем Вашему вниманию нашу традиционную коллекцию светильников, которая постоянно обновляется и расширяется. Исходя из пожеланий наших клиентов, в настоящее время мы уделяем все больше внимания индивидуальным проектам и разработке нового дизайна светильников. Фабрика ARTGLASS гарантирует клиентам высокий уровень исполнения, качества и оригинальности оформления устанавливаемых светильников, включая консультационные услуги. Креативность наших дизайнеров опирается на поддержку высококвалифицированных мастеров, а опыт и профессиональный подход к каждому проекту является неотъемлемой частью нашей деятельности. Наши уникальные знания в данной области и почти неограниченные возможности производства позволяют нам с эстетическим чувством и пониманием культурных особенностей создавать инновационные эксклюзивные модели светильников, в том числе и нестандартных размеров.

Светильники, представленные на следующих страницах – это часть нашей коллекции, которая насчитывает более чем 1000 видов неповторимых и оригинальных моделей. В коллекции собраны популярные среди клиентов модели, дополненные новыми современными разработками.

## МИССИЯ

Нам доставляет огромное удовольствие видеть вашу радость, наши уважаемые клиенты, когда после установки светильников приходит время их включения. Ведь они согревают своим светом не только ваш интерьер, но и ваши сердца. Светильник является благородным дополнением интерьера, а свет вызывает положительные эмоции. Пусть это волшебное сочетание дополнит гармоничную атмосферу вашего дома.



## LARGE-SIZED CHANDELIERS

*Majestic lighting fixtures richly decorated with chandelier pendants and an arrestingly original design. Choose this magnificent element to become a striking talking-point in your classic or modern interior.*

## ARAÑAS DE GRANDES DIMENSIONES

*Majestuosa lámpara decorada con abundantes abalorios. Su originalidad suele sorprender. Elegirla como dominante significa convertirla en el ornamento más llamativo tanto de interiores clásicos como modernos.*

## СВЕТИЛЬНИКИ БОЛЬШОГО РАЗМЕРА

*Величественные светильники, богато украшенные люстровой пронизью и подвесками, покорят вас своей оригинальностью. Откройте для себя впечатляющую доминанту, которая станет замечательным украшением как классического, так и современного интерьера.*



<https://www.lustre.com>

LUSTRE  
ОПТОВЫЕ ПРОДАЖИ



001. EURYDIKA BRASS ANTIQUE 1600x1450 | 1600x1450 mm | 21x60W E27+6x40W E14 W









004. MARIA TEREZIA OVAL | 2000x1500x1100 mm | 46x40W E14+3x35W G9







007. SARA V. WL | 520x530 mm | 5x40+1x60 W



008. SARA XXX. | 1220x1300 mm | 30x40+3x60 W



009. SARA II. WL | 440x530 mm | 3x40 W



010. SARA III. WL | 440x530 mm | 4x40 W



011. SARA XXXVI. 1400x1500 | 1400x1500 mm | 36x40+3x60 W




СУСТРОГРАД  
ЭЛТОВЫЕ ПРОДАЖИ СВЕТИЛЬНИКОВ




012. RACHEL II. WL | 380x430 mm | 2x40 W



013. RACHEL XXX. | 1150x1300 mm | 30x40 W













017. LYRA POLISHED 1420x1100 | 1420x1100 mm | 21x40 W



018. ARABELA dia. 1200 POLISHED | 1200x1350 mm | 25x40+3x60 W




BOHEMIAN CRYSTAL CHANDELIERS

019. ARABELA 1200x1700 POLISHED I | 1200x1700 mm | 37x40 W



38 | 020. PENNY TL | 240x340 mm | 3x40 W



021. GEMMA dia. 1100 | 1100x1600 mm | 27x60 W





LARGE-SIZED CHANDELIERS






025. LEILA dia. 1000 | 1000x300 mm | 12x40 W







027. FLAME 700x1600 | 700x1600 mm | 12x35W G9

























































Number	Chandelier	Certification	Dimension (mm)	Wattage (W)	Weight (kg)	Carton (mm)	Trimmings	Page
--------	------------	---------------	----------------	-------------	-------------	-------------	-----------	------

## CHANDELIERS

	028	AMBRA NICKEL	6-02	400x400x1500	12x40	22	520x520x360		51
	016	ANDREA XXXVI.	1-08	980x950	34x40	30	700x700x600		31
	019	ARABELA 1200x1700 POLISHED	6-10	1200x1700	37x40	61	700x700x600		37
	018	ARABELA dia 1200 POLISHED	6-06	1200x1350	25x40+3x60	44	700x700x600		35
	015	AURELIE 42	1-12	1530x1560	42x40	76	700x700x600		29
	001	EURYDIKA BRASS ANTIQUE 1600x1450	6-10	1600x1450	21x60 E27+6x40 E14	63	1450x1450x400		9
	027	FLAME 700x1600	6-05	700x1600	12x35 G9	56	700x700x600		49
	021	GEMMA dia. 1100	6-02	1100x1600	27x60	55	1200x1200x250		39
	022	GERTA dia. 1200	6-02	1200x570	18x60	61	1300x1300x250		40
	025	LEILA dia. 1000	6-02	1000x300	12x40	74	1050x1050x400		45
	017	LYRA POLISHED 1420x1100	6-10	1420x1100	21x40	88	1050x1050x400		33







Number	Chandelier	Certification	Dimension (mm)	Wattage (W)	Weight (kg)	Carton (mm)	Trimmings	Page
--------	------------	---------------	----------------	-------------	-------------	-------------	-----------	------

	003	MARIA TEREZIA 19	1-12	1600x1800	48x40	206	1550x475x800		13
	004	MARIA TEREZIA OVAL	40-49	2000x1500x1100	46x40 E14+3x40 G9	160	1250x1250x1100		15
	026	MARIKA dia. 1150	6-06	1150x350	12x60	50	1200x1200x250		47
	024	MILADA dia. 1000	6-06	1000x330	18x60	43	1050x1050x400		43
	013	RACHEL XXX.	1-12	1150x1300	30x40	35	700x700x600		25
	014	ROMA XXIV.	1-12	980x1060	24x40	30	520x520x560		27
	029	ROSAMUNDE dia. 1000x2200 NICKEL	6-10	1000x2200	28x40 E14	45	1050x1050x400		53
	008	SARA XXX.	1-12	1220x1300	30x40+3x60	59	700x700x600		21
	011	SARA XXXVI. 1400x1500	1-08	1400x1500	36x40+3x60	65	700x700x600		23
	002	SIRAEI BRASS ANTIQUE	6-10	1300x1250	21x40	69	700x700x600		11
	031	SPIRAL 600x2500 CHAOS	6-05	600x2500	8x35	28	620x620x400		57
	030	SPIRAL COLUMN 1000x2500	6-02	1000x2500	30x40	52	1050x1050x400		55











Number	Chandelier	Certification	Dimension (mm)	Wattage (W)	Weight (kg)	Carton (mm)	Trimming	Page
--------	------------	---------------	----------------	-------------	-------------	-------------	----------	------

### CHANDELIERS





	032	SPIRAL dia. 1200x2300	6-05	1200x2300	5x40+10x60	55	1200x1200x250		59
	006	THEODORA XX. 910x2000	1-08	910x2000	20x40	37	520x520x560		18
	005	THEODORA XXIV. 1200x2300	1-08	1200x2300	24x40	48	700x700x600		17

Number	Chandelier	Certification	Dimension (mm)	Wattage (W)	Weight (kg)	Carton (mm)	Trimming	Page
--------	------------	---------------	----------------	-------------	-------------	-------------	----------	------

### WALL LAMPS

	012	RACHEL II. WL	2-02	380x430	2x40	3	465x310x210		24
	009	SARA II. WL	2-02	440x530	3x40	4,5	465x310x210		22
	010	SARA III. WL	2-03	440x530	4x40	5	465x310x210		22
	007	SARA V. WL	2-05	520x530	5x40+1x60	7	430x360x280		20

### TABLE LAMPS

	020	PENNY TL	3-03	240x340	3x40	5	350x350x350		38
	023	WENDY TL	3-03	300x500	3x40	4	460x460x460		41

## CRYSTAL & METAL ARMS

*Collections of classic crystal lighting fixtures with designs that perpetuate the Bohemian tradition. The combination of glass and metal elements together form the perfect lighting fixture that has been sought-after for generations.*

## BRAZOS DE CRISTAL & METAL

*Colección de lámparas de cristal clásicas cuyo diseño enlaza con la producción tradicional checa. La combinación de elementos de vidrio y de metal crea una unidad perfecta que se ha ganado el favor de los clientes durante varias generaciones.*

## СВЕТИЛЬНИКИ ИЗ СТЕКЛА И МЕТАЛЛИЧЕСКИХ ЭЛЕМЕНТОВ

*Коллекция классических хрустальных люстр, в дизайне которых преобладает традиционный стиль чешского производства. Сочетание стекла и металлических элементов образует совершенное единство, которое уже в течение нескольких поколений привлекает внимание наших клиентов.*







035. PROSERPINA X. BRASS ANTIQUE - 8003 | 680x1200 mm | 10+2x40 W



68 | 036. PROSERPINA XII. BRASS ANTIQUE - 8003 | 800x1200 mm | 12+3x40 W



037. NADINE I. BRASS ANTIQUE - 8003 WL | 180x640x260 mm | 1+1x40 W



038. PROSERPINA XV. BRASS ANTIQUE - 8003 | 1000x1200 mm | 15+3x40 W




24%  
PbO

The lighting fixtures that feature this mark (24% PbO) contain 24% lead monoxide. Lead is an integral part of traditional Bohemian crystal and it is also what refracts the light in the colourful rainbow of the spectrum. The higher the content, the more pronounced the gleam and shine of the elements, which are in turn intensified when the lighting fixture is decorated by hand-cut diamond detailing. It is the highest quality Bohemian glass, among the best quality glass in the world, produced by Bohemian glass manufacturers using original and traditional techniques.


En las lámparas con la etiqueta [24%PbO] se emplean piezas que contienen un 24% de óxido de plomo. El plomo es un componente integrante del cristal tradicional de Bohemia que explica su refracción y dispersión en los colores del arcoíris. Cuánto más plomo contengan, mayor será el esplendor y brillo de las distintas piezas, efecto que después se multiplica con el tallado manual. Se trata del mayor grado de calidad del vidrio checo, encumbrado a nivel internacional y que se produce con tecnología tradicional y original en los talleres de vidrio checos.

В светильниках, обозначенных «24%PbO», использованы детали, содержащие 24% оксида свинца. ОКСИД Свинца является неотъемлемой частью традиционного богемского хрусталя и обеспечивает преломление света в цветовую радугу. Чем выше его содержание, тем интенсивнее сияние и блеск отдельных элементов, что еще больше усиливает ручная шлифовка изделия. Это самый высокий уровень качества чешского стекла, признанный во всем мире. Производство в чешских стекольных мастерских осуществляется по исконно традиционным технологиям.



039. MONIQUE II. WL | 395x220 mm | 2x40 W 



040. MIRELA V. | 650x620 mm | 5x40 W 




 041. MIRELA XVIII. | 1350x1550 mm | 2x40 W



042. MILDA II. WL | 395x220 mm | 2x40 W <sup>24% PbO</sup>



043. MELINDA VIII. | 870x930 mm | 8x40 W <sup>24% PbO</sup>




**LUSTROGRAD**  
ОПТОВЫЕ ПРОДАЖИ СВЕТИЛЬНИКОВ




<sup>24% PbO</sup> 044. MELINDA XII. | 1100x930 mm | 12x40 W

| GLASS & METAL ARMS




045. AEROPE V. | 550x490 mm | 5x40 W 




046. LIDICE II. WL | 380x250 mm | 2x40 W 



047. AEROPE VI. | 550x490 mm | 6x40 W 



 048. AEROPE VIII. | 660x500 mm | 8x40 W







050. ELSA III. | 530x420 mm | 3x40 W

24% PbO



051. ELSA V. | 530x420 mm | 5x40 W

24% PbO



78 | 052. ELSA VI. | 580x440 mm | 6x40 W

24% PbO



24% PbO | 053. ELSA VIII. | 580x440 mm | 8x40 W



054. LAMIA II. WL | 360x320 mm | 2x40 W



055. LAMIA III. WL | 360x400 mm | 3x40 W



056. ELSA X. | 680x470 mm | 10x40 W



057. ALMA V. | 600x470 mm | 5x40 W




058. LESJA II. WL | 330x280 mm | 2x40 W




059. ALMA VIII. NICKEL | 700x540 mm | 8x40 W





060. CR 0004/02/20 WL | 340x250 mm | 2x40 W 



 061. CR 0004/16/20 | 950x650 mm | 16x40 W





<https://www.lustrograd.com>





066. ANJA VI. | 620x560 mm | 6x40 W



067. ANJA VIII. NICKEL | 630x580 mm | 8x40 W



068. ANJA X. | 640x600 mm | 10x40 W



070. GWYNETH XVI. | 850x670 mm | 16x40 W



069. MADISON III. va WL | 340x340 mm | 3x40 W



071. TIFFANI V. | 540x490 mm | 5x40 W



072. TIFFANI VI. | 560x490 mm | 6x40 W



073. KIM II. va-pe WL | 340x250 mm | 2x40 W



074. TIFFANI VIII. | 580x490 mm | 8x40 W







075. HAMINDA VI. | 570x470 mm | 6x40 W



076. KIM II. drops WL | 340x250 mm | 2x40 W



077. HAMINDA VIII. | 570x470 mm | 8x40 W



078. CASSIDY VI. | 580x480 mm | 6x40 W



<https://www.strograd.com>



079. CASSIDY VIII. | 580x480 mm | 8x40 W



080. ANDULA XII. 288 | 820x650 mm | 12x40 W



081. ANDULA XII. 288 NICKEL - 8006 | 820x650 mm | 12x40 W



082. ANDULA XII. S-A 288 | 770x470 mm | 12x40 W




083. ANDULA dia. 1000 | 1000x840 mm | 16x40 W





084. ANDULA VIII. S-A 195 | 570x460 mm | 8x40 W



085. INKA FL | 560x1600 mm | 8x40 W



086. MIRKA III. va WL | 340x340 mm | 3x40 W



087. CAMERON XVIII. - 8008 | 840x510 mm | 18x40 W



088. MIRKA II. WL | 340x250 mm | 2x40 W



089. CAMERON XV. | 840x510 mm | 15x40 W



090. MIRKA I. WL | 110x220 mm | 1x40 W



092. CARMEN | 620x480 mm | 12x40 W



091. MIRKA VI. WL | 460x430 mm | 6x40 W



| GLASS & METAL ARMS










097. CANDY TL | 600x1800 mm | 6x40 W



<https://www.lustrograd.com>



LUSTROGRAD  
Фабрика хрустальных светильников



098. RADKA VIII. | 600x450 mm | 8x40 W

| GLASS & METAL ARMS



099. KARIN I. WL | 110x220 mm | 1x40 W



100. JESSICA VIII. | 590x570 mm | 8x40 W



101. KARIN II. WL | 340x250 mm | 2x40 W



102. JESSICA VI. - 5005 | 580x570 mm | 6x40 W



103. JESSICA X. | 590x570 mm | 10x40 W



104. MAGDA III. | 480x420 mm | 3x40 W



105. MIRKA III. va WL | 340x340 mm | 3x40 W



106. MAGDA V. | 480x420 mm | 5x40 W



107. MAGDA VI. | 480x420 mm | 6x40 W



108. HEIDI V. | 530x460 mm | 5x40 W



109. HEIDI VIII. | 650x510 mm | 8x40 W



110. HEIDI X. | 650x510 mm | 10x40 W



111. DONATELA X. S-A 230 | 660x480 mm | 10x40 W



112. MARION II. WL | 330x280 mm | 2x40 W



113. DONATELA VIII. | 660x600 mm | 8x40 W



114. STEFANIE V. Crystals from Swarovski®  
| 600x550 mm | 5x40 W



115. STEFANIE VI. Crystals from Swarovski®  
| 600x550 mm | 6x40 W



116. ROSA II. WL Crystals from Swarovski®  
| 350x300 mm | 2x40 W



117. STEFANIE VIII. Crystals from Swarovski® | 600x550 mm | 8x40 W



118. INGEBORG V. | 650x500 mm | 5x40 W



119. INGEBORG VI. | 650x500 mm | 6x40 W



120. INGEBORG VIII. | 650x500 mm | 8x40 W



121. NIKITA III. WL | 420x360 mm | 3x40 W



122. NIKITA II. WL | 420x260 mm | 2x40 W



123. NIKITA I. WL | 110x260 mm | 1x40 W

| GLASS & METAL ARMS





124. CHANTAL III. NICKEL - 8006 | 600x580 mm | 3x40 W



125. ZOE NICKEL - 8006 TL | 300x300x160 mm | 1x40 W



126. CHANTAL VIII. NICKEL - 8006 | 750x860 mm | 8x40 W






128. RUBY II. - 8003 WL | 350x400x275 mm | 2x40 W






130. ARIANA VIII. NICKEL | 630x640 mm | 8x40 W



131. ARIANA X. | 650x640 mm | 10x40 W



132. ARIANA XII. | 790x640 mm | 12x40 W













133. ARIANA VIII. | 630x640 mm | 8x40 W

























Number	Chandelier	Certification	Dimension (mm)	Wattage (W)	Weight (kg)	Carton (mm)	Trimmings	Page
--------	------------	---------------	----------------	-------------	-------------	-------------	-----------	------
















## CHANDELIERS

	045	AEROPE V.	1-05	550x490	5x40	8	430x360x280		74
	047	AEROPE VI.	1-06	550x490	6x40	9	430x360x280		74
	048	AEROPE VIII.	1-08	660x500	8x40	11,5	430x360x280		75
	049	AEROPE X.	1-10	660x540	10x40	14	520x520x260		77
	057	ALMA V.	1-05	600x470	5x40	8	430x360x280		82
	059	ALMA VIII. NICKEL	1-08	700x540	8x40	11	520x520x260		83
	083	ANDULA dia. 1000	1-08	1000x840	16x40	25	620x620x400		99
	084	ANDULA VIII. S-A 195	1-08	570x460	8x40	8,5	520x520x260		100
	080	ANDULA XII. 288	1-12	820x650	12x40	13,5	520x520x260		98
	081	ANDULA XII. 288 NICKEL - 8006	1-12	820x650	12x40	13,5	520x520x260		98
	082	ANDULA XII. S-A 288	1-12	770x470	12x40	16	520x520x260		98





































Number	Chandelier	Certification	Dimension (mm)	Wattage (W)	Weight (kg)	Carton (mm)	Trimmings	Page
--------	------------	---------------	----------------	-------------	-------------	-------------	-----------	------
































	066	ANJA VI.	1-06	620x560	6x40	8	430x360x280		90
	067	ANJA VIII. NICKEL	1-08	640x460	8x40	10	430x360x280		90
	068	ANJA X.	1-10	640x600	10x40	11	520x520x260		90
	133	ARIANA VIII.	6-08	630x640	8x40	10	520x520x260		129
	130	ARIANA VIII. NICKEL	6-08	630x640	8x40	10	520x520x260		128
	131	ARIANA X.	6-10	650x640	10x40	11	520x520x260		128
	132	ARIANA XII.	6-08	790x640	12x40	13	520x520x260		128
	089	CAMERON XV.	1-12	840x510	15x40	18	520x520x260		103
	087	CAMERON XVIII. - 8008	1-12	840x510	18x40	15	520x520x260		102
	092	CARMEN	1-12	620x480	12x40	10,5	430x360x280		105
	078	CASSIDY VI.	1-08	580x480	6x40	8	430x360x280		96
	079	CASSIDY VIII.	1-08	580x480	8x40	8	430x360x280		97

Number	Chandelier	Certification	Dimension (mm)	Wattage (W)	Weight (kg)	Carton (mm)	Trimmings	Page
	065	COURTNEY XII. va-pe	1-12	640x600	12x40	11	520x520x260	 89
	061	CR 0004/16/20	1-06	950x650	16x40	26	620x620x400	 85
	062	CR 0005/08/20	1-06	600x450	8x40	6,5	430x360x280	 86
	063	CR 0005/12/20	1-06	780x550	12x40	15	520x520x260	 87
	113	DONATELA VIII.	1-08	670x600	8x40	9,5	430x360x280	 119
	111	DONATELA X. S-A 230	1-10	660x480	10x40	12	520x520x260	 118
	050	ELSA III.	1-03	530x420	3x40	6	465x310x210	 78
	051	ELSA V.	1-05	530x420	5x40	7	430x360x280	 78
	052	ELSA VI.	1-06	580x440	6x40	8	430x360x280	 78
	053	ELSA VIII.	1-08	580x440	8x40	9,5	430x360x280	 79
	056	ELSA X.	1-10	680x470	10x40	12	430x360x280	 81
	070	GWYNETH XVII.	1-12	850x670	16x40	18	520x520x560	 91

Number	Chandelier	Certification	Dimension (mm)	Wattage (W)	Weight (kg)	Carton (mm)	Trimmings	Page
	075	HAMINDA VI.	1-06	570x470	6x40	6	430x360x280	 94
	077	HAMINDA VIII.	1-06	570x470	8x40	7	430x360x280	 95
	108	HEIDI V.	1-05	530x460	5x40	6	465x310x210	 116
	109	HEIDI VIII.	1-08	650x510	8x40	9	430x360x280	 116
	110	HEIDI X.	1-10	650x510	10x40	10	430x360x280	 117
	124	CHANTAL III. NICKEL - 8006	10-02	600x580	3x40	6	430x360x280	 124
	127	CHANTAL V. - 8003	10-02	630x860	5x40	7	520x520x260	 126
	129	CHANTAL VI. - 8003	10-02	750x860	6x40	10	520x520x360	 127
	126	CHANTAL VIII. NICKEL - 8006	10-02	750x860	8x40	11	520x520x360	 125
	118	INGEBORG V.	1-05	650x500	5x40	8,5	520x520x260	 122
	119	INGEBORG VI.	1-06	650x500	6x40	9	520x520x260	 122
	120	INGEBORG VIII.	1-08	650x500	8x40	10	520x520x360	 123





Number	Chandelier	Certification	Dimension (mm)	Wattage (W)	Weight (kg)	Carton (mm)	Trimmings	Page	
	102	JESSICA VI. - 5005	1-06	580x570	6x40	7,5	430x360x280	 	112
	100	JESSICA VIII.	1-08	590x570	8x40	9	430x360x280	 	112
	103	JESSICA X.	1-10	590x570	10x40	11,5	430x360x280	 	113
	104	MAGDA III.	1-03	480x420	3x40	5	465x310x210	 	114
	106	MAGDA V.	1-05	480x420	5x40	5,5	465x310x210	 	114
	107	MAGDA VI.	1-06	470x400	6x40	5,5	465x310x210	 	115
	043	MELINDA VIII.	1-08	870x930	8x40	29	520x520x360	 	72
	044	MELINDA XII.	1-12	1100x930	12x40	42	700x700x600	 	73
	040	MIRELA V.	1-05	650x620	5x40	6,8	465x310x210	 	70
	041	MIRELA XVIII.	1-12	1350x1550	18x40	57	700x700x600	 	71
	034	PROSERPINA 48 BRASS ANTIQUE - 8003	1-12	1600x2200	48+18x40	120	1050x1050x400	 	67
	035	PROSERPINA X. BRASS ANTIQUE - 8003	1-12	680x1200	10+2x40	24	520x520x560	 	68

























Number	Chandelier	Certification	Dimension (mm)	Wattage (W)	Weight (kg)	Carton (mm)	Trimmings	Page	
	036	PROSERPINA XII. BRASS ANTIQUE - 8003	1-12	800x1200	12+3x40	26	520x520x560	 	68
	038	PROSERPINA XV. BRASS ANTIQUE - 8003	1-12	1000x1200	15+3x40	31	520x520x560	 	69
	098	RADKA VIII.	1-08	600x450	8x40	7,5	430x360x280	 	111
	114	STEFANIE V. Swarovski elements	1-05	600x550	5x40	5	430x360x280	 	120
	115	STEFANIE VI. Swarovski elements	1-06	600x550	6x40	5	430x360x280	 	120
	117	STEFANIE VIII. Swarovski elements	1-08	600x550	8x40	9	430x360x280	 	121
	095	TATANA VI.	1-06	590x430	6x40	7	430x360x280	 	108
	096	TATANA VIII.	1-08	590x430	8x40	8	430x360x280	 	109
	071	TIFFANI V.	1-05	540x490	5x40	6	465x310x210	 	92
	072	TIFFANI VI.	1-05	560x490	6x40	7	430x360x280	 	92
	074	TIFFANI VIII.	1-05	580x490	8x40	5	430x360x280	 	92
	094	ZITA XVI.	1-12	680x600	16x40	12,5	430x360x280	 	107

Number	Chandelier	Certification	Dimension (mm)	Wattage (W)	Weight (kg)	Carton (mm)	Trimmings	Page
--------	------------	---------------	----------------	-------------	-------------	-------------	-----------	------

## WALL LAMPS

	093	BERNARDETA V. WL	2-05	460x430	5x40	4	465x310x210		106
	060	CR 0004/02/20 WL	2-02	340x250	2x40	3,5	350x260x172		84
	099	KARIN I. WL	2-01	110x220	1x40	2	350x260x172		112
	101	KARIN II. WL	2-02	340x250	2x40	3	350x260x172		112
	076	KIM II. drops WL	2-02	340x250	2x40	2	350x260x172		94
	073	KIM II. va-pe WL	2-02	340x250	2x40	2	350x260x172		92
	054	LAMIA II. WL	2-02	360x320	2x40	3	350x260x172		80
	055	LAMIA III. WL	2-03	360x400	3x40	3,5	350x260x172		80
	058	LESJA II. WL	2-02	330x280	2x40	3	465x310x210		82
	046	LIDICE II. WL	2-02	380x250	2x40	4	350x260x172		74
	064	MADISON II. va-pe WL	2-02	340x250	2x40	3,5	350x260x172		88









Number	Chandelier	Certification	Dimension (mm)	Wattage (W)	Weight (kg)	Carton (mm)	Trimmings	Page
--------	------------	---------------	----------------	-------------	-------------	-------------	-----------	------

	069	MADISON III. va WL	2-02	340x340	3x40	3,5	350x260x172		90
	112	MARION II. WL	2-02	330x280	2x40	2	350x260x172		118
	042	MILDA II. WL	2-02	395x220	2x40	6	350x260x172		72
	039	MONIQUE II. WL	2-02	395x220	2x40	6	350x260x172		70
	090	MIRKA I. WL	2-01	110x220	1x40	2	350x260x172		104
	088	MIRKA II. WL	2-02	340x250	2x40	3	350x260x172		102
	086	MIRKA III. va WL	2-03	340x340	3x40	3,5	350x260x172		101
	105	MIRKA III. va WL	2-03	340x340	3x40	3,5	350x260x172		114
	091	MIRKA VI. WL	2-06	460x430	6x40	5	465x310x210		104
	037	NADINE I. BRASS ANTIQUE - 8003 WL	2-02	180x640x260	1+1x40	5	430x360x280		68
	033	NADINE II. BRASS ANTIQUE - 8003 WL	2-03	480x640x260	2+1x40	6	430x360x280		66
	123	NIKITA I. WL	2-01	110x260	1x40	2	350x260x172		123



Number	Chandelier	Certification	Dimension (mm)	Wattage (W)	Weight (kg)	Carton (mm)	Trimming	Page
--------	------------	---------------	----------------	-------------	-------------	-------------	----------	------

### WALL LAMPS



	122	NIKITA II. WL	2-02	420x260	2x40	3	350x260x172		123
	121	NIKITA III. WL	2-03	420x360	3x40	4	465x310x210		123
	116	ROSA II. Swarovski elements WL	2-02	350x300	2x40	1,5	350x260x172		120
	128	RUBY II. - 8003 WL	7-01	350x400x275	2x40	3	520x520x260		126

Number	Chandelier	Certification	Dimension (mm)	Wattage (W)	Weight (kg)	Carton (mm)	Trimming	Page
--------	------------	---------------	----------------	-------------	-------------	-------------	----------	------

### TABLE LAMPS

	125	ZOE NICKEL - 8006 TL	3-01	300x300x160	1x40	3	430x360x280		124
---	-----	----------------------	------	-------------	------	---	-------------	---	-----

### FLOOR LAMPS

	097	CANDY FL	3-01	600x1800	6x40	18	520x520x360		110
	085	INKA FL	3-01	560x1600	8x40	21,5	520x520x360		101

## CAST FITTINGS

*An incongruous combination of solid brass elements in a wide range of metal finishes juxtaposed with crystal makes a beautifully harmonious lighting fixture. The metal is set off perfectly by the fine, pure crystal trimmings to make magnificent lighting fixtures for any interior.*

## PIEZAS MOLDEADAS

*La aparentemente heterogénea combinación entre un robusto armazón de latón en una amplia gama de acabados de un lado y el cristal de otro crea una unidad armónica. La pureza de los abalorios de cristal complementan a la perfección y suavizan la frialdad del metal, creando de ese modo una maravillosa lámpara aconsejable para cualquier tipo de interior.*

## ЛИТЫЕ СВЕТИЛЬНИКИ

*Непривычное, на первый взгляд, сочетание массивных латунных каркасов с несколькими вариантами обработки металла и хрусталя вместе создают гармоничное и элегантное целое. Холодный металл прекрасно дополняют и смягчают чистые хрустальные подвески, заполняя изумительным светом любой интерьер.*







135. MILAGROS II. POLISHED WL | 400x520 mm | 2x40 W

24%  
PbO



24%  
PbO

136. JANET X. POLISHED | 830x860 mm | 10x40 W





139. CR 0006/12/20 BRASS ANTIQUE | 820x860 mm | 12x40 W

24% PbO



<https://www.lustrograd.com/vendors/artglass/>

LUSTROGRAD  
ОПТОВЫЕ ПРОДАЖИ  
СВЕТИЛЬНИКОВ



140. CR 0006/03/20 POLISHED TL | 450x590 mm | 3x40 W

24% PbO



24% PbO

141. CR0006/06/30 NICKEL ANTIQUE - 8006 | 650x570 mm | 6x40 W

CAST FITTINGS

149



142. ETELA V. BRASS ANTIQUE | 500x600 mm | 5x40 W



143. ETELA VI. BRASS ANTIQUE | 500x600 mm | 6x40 W



144. ETELA VIII. BRASS ANTIQUE | 700x600 mm | 8x40 W



145. ETELA XII. BRASS ANTIQUE | 720x600 mm | 12x40 W



GRAD



146. ISIS II. BRASS ANTIQUE WL | 300x300 mm | 2x40 W



147. AMBER III. BRASS ANTIQUE TL | 430x600 mm | 3x40 W



148. ETELA X. POLISHED | 720x600 mm | 10x40 W





TOPAS



OPAL



WHITE MATT



151. SHARLEEN dia. 390 BRASS ANTIQUE | 390x180 mm | 3x40 W



152. SHARLEEN dia. 320 BRASS ANTIQUE | 320x160 mm | 2x40 W



153. SHARLEEN dia. 470 BRASS ANTIQUE | 470x210 mm | 4x40 W





154. CHARLIZE dia. 320 BRASS ANTIQUE | 320x160 mm | 2x40 W



155. CHARLIZE dia. 390 BRASS ANTIQUE | 390x180 mm | 3x40 W



156. CHARLIZE dia. 470 BRASS ANTIQUE | 470x210 mm | 4x40 W





157. LEA II. BRASS ANTIQUE | 370x230 mm | 2x60 W



158. LEA I. LIGHT PATINA | 300x190 mm | 2x40 W



159. LEA III. BRASS ANTIQUE | 500x250 mm | 3x40 W





160. KATHERINE VI. POLISHED | 500x530 mm | 6x40 W

161. SHEETAL II. POLISHED WL | 375x350 mm | 2x40 W



162. KATHERINE X. POLISHED | 625x530 mm | 10x40 W



163. CR 0011/06/30 NICKEL ANTIQUE | 630x490 mm | 6x40 W



164. CR 0011/02/20 BRASS ANTIQUE WL | 420x230 mm | 2x40 W



165. CR 0011/08/20 BRASS ANTIQUE | 670x500 mm | 8x40 W



166. DELLA POLISHED TL | 250x530 mm | 1x40 W



167 TRACY POLISHED TL | 250x430 mm | 1x40 W



168 DAISY VIII. POLISHED | 720x560 mm | 8x40 W







171. DAISY III. WHITE GOLD | 530x430 mm | 3x40 W



LUSTROGRAD  
ОПТОВЫЕ ПРОДАЖИ  
LUSTROGRAD  
LUSTROGRAD



173. DAISY VI. POLISHED | 620x460 mm | 6x40 W



172. BONNIE II. POLISHED WL | 390x250 mm | 2x40 W



174. BARILA POLISHED TL | 520x480 mm | 3x40 W



175. ENARETE I. POLISHED | 165x120 mm | 1x40 W



176. ENARETE V. POLISHED | 520x360 mm | 5x40 W



177. ENARETE III. POLISHED | 500x320 mm | 3x40 W







180. CASSANDRA III. POLISHED | 520x400 mm | 3x60 W



181. KARAT II. BRASS ANTIQUE WL | 420x240 mm | 2x60 W



182. CASSANDRA I. POLISHED | 180x225 mm | 1x60 W



183. SCARLETT POLISHED TL | 180x420 mm | 1x60 W



184. KARAT I. WHITE GOLD WL | 180x240 mm | 1x60 W



185. ALICE VI. POLISHED | 670x410 mm | 6x40 W



186. ALICE V. POLISHED | 670x410 mm | 5x40 W



<https://www.lustrograd.com/vendors/artglass/>

LUSTROGRAD  
ОПТОВЫЕ



187. ALICE VI. WHITE GOLD | 670x410 mm | 6x40 W



188. SARKA II. WHITE GOLD WL | 260x350 mm | 2x40 W



189. VIKTORIE XVI. POLISHED | 810x440 mm | 16X40 W



190. JARMILA III. NICKEL ANTIQUE - 8007 | 500x350 mm | 3x40 W



191. JARMILA III. POLISHED | 500x350 mm | 3x40 W



192. JARMILA V. POLISHED | 520x350 mm | 5x40 W



<https://www.ustrograd.com>



193. JARMILA V. WHITE GOLD | 520x350 mm | 5x40 W



CAST FITTINGS



194. SONA III. NICKEL ANTIQUE - 8006 TL | 520x570 mm | 3x40 W



195. SARKA III. NICKEL ANTIQUE - 8006 WL | 400x340 mm | 3x40 W



196. VIKTORIE XVI. NICKEL ANTIQUE - 8006 | 810x440 mm | 16x40 W



197. ALICE VIII. POLISHED | 670x410 mm | 8x40 W



198. FELICITA BRASS ANTIQUE FL | 560x1520 mm | 8x40 W



199. SARKA I. POLISHED WL | 100x360 mm | 1x40 W



| CAST FITTINGS













206. CORINA III. POLISHED | 720x800 mm | 9x60 W



207. CORINA I. POLISHED | 300x600 mm | 3x40 W

<https://www.lustrograd.com>



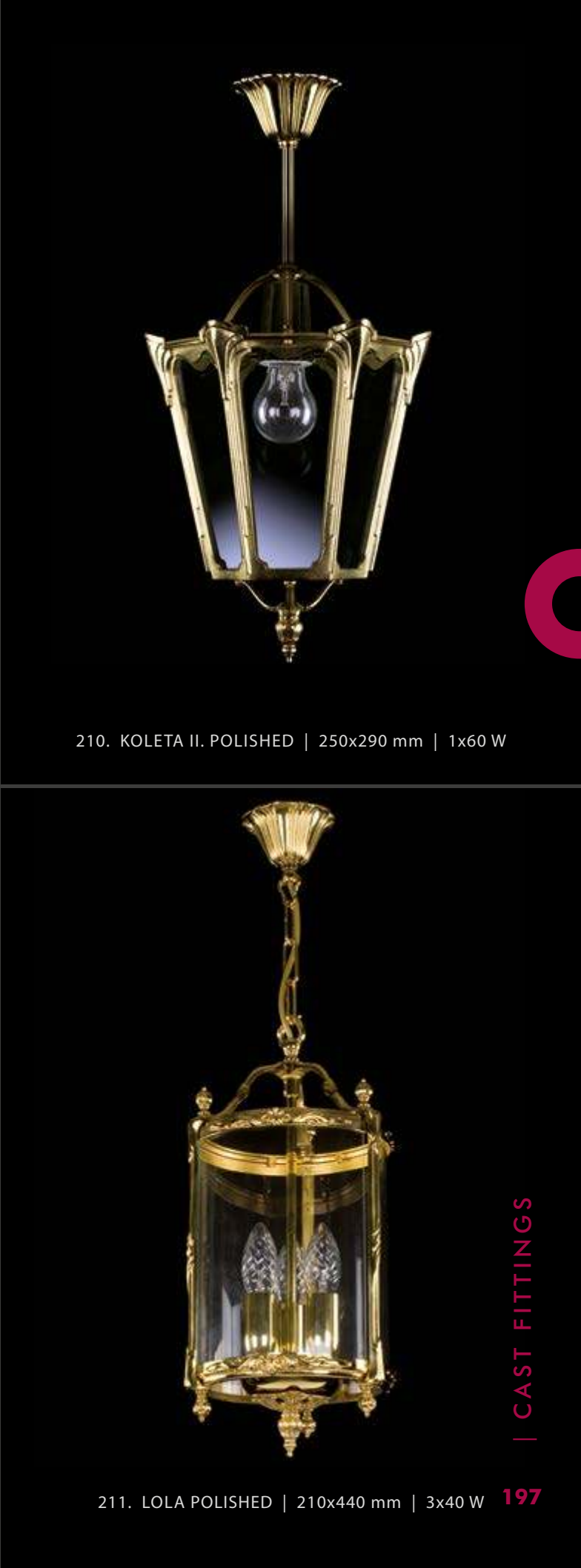
208. CORINA II. BRASS ANTIQUE | 510x650 mm | 8x40 W

CAST FITTINGS



.com/vendors/artglass/

209. BIANCA POLISHED | 320x650 mm | 6x40 W



210. KOLETA II. POLISHED | 250x290 mm | 1x60 W



211. LOLA POLISHED | 210x440 mm | 3x40 W

| CAST FITTINGS





213. GERALDINA POLISHED | 720x580 mm | 12x40 W



214. GRACIE I. POLISHED WL | 75x200 mm | 1x40 W



215. GRACIE II. POLISHED WL | 210x200 mm | 2x40 W



216. EGONA POLISHED | 730x800 mm | 12x40 W





217. SERAFINA I. LIGHT PATINA WL | 210x150x125 mm | 1x40W E14



218. SERAFINA II. LIGHT PATINA WL | 330x150x125 mm | 2x40W E14



219 SERAFINA III. LIGHT PATINA WL | 610x150x125 mm | 3x40W E14





220. NOEMI I. POLISHED TL | 190x380 mm | 1x40 W



221. NOEMI II. POLISHED WL | 310x170 mm | 2x40 W

























222. NIKA POLISHED WL | 600x250x150 mm | 12W LED

















































Number	Chandelier	Certification	Dimension (mm)	Wattage (W)	Weight (kg)	Carton (mm)	Trimmings	Page
--------	------------	---------------	----------------	-------------	-------------	-------------	-----------	------




















## CHANDELIERS





	186	ALICE V. POLISHED	6-05	670x410	5x40	6	430x360x280		178
	185	ALICE VI. POLISHED	6-06	670x410	6x40	10	430x360x280		178
	187	ALICE VI. WHITE GOLD	6-06	670x410	6x40	10	430x360x280		179
	197	ALICE VIII. POLISHED	6-08	670x410	8x40	10,5	430x360x280		186
	200	ARABELA POLISHED	6-06	840x670	12x40	19	520x520x360		188
	209	BIANCA POLISHED	6-06	320x650	6x40	12	520x520x260		196
	182	CASSANDRA I. POLISHED	6-02	180x225	1x60	2,5	350x260x172		177
	180	CASSANDRA III. POLISHED	6-03	520x400	3x60	9	465x310x210		176
	179	CASSANDRA V. BRASS ANTIQUE	6-05	600x400	5x60	11	430x360x280		175
	178	CASSANDRA V. WHITE GOLD	6-05	600x400	5x60	11	430x360x280		174
	207	CORINA I. POLISHED	6-03	300x600	3x40	7	350x350x350		194

Number	Chandelier	Certification	Dimension (mm)	Wattage (W)	Weight (kg)	Carton (mm)	Trimmings	Page
--------	------------	---------------	----------------	-------------	-------------	-------------	-----------	------

	208	CORINA II. BRASS ANTIQUE	6-06	510x650	8x40	12	460x460x460		195
	206	CORINA III. POLISHED	6-09	720x800	9x60	16	700x700x600		194
	141	CR 0006/06/30 NICKEL ANTIQUE - 8006	6-10	650x570	6x40	13	430x360x280		149
	137	CR 0006/10/20 BRASS ANTIQUE	6-06	820x850	10x40	27	520x520x360		147
	139	CR 0006/12/20 BRASS ANTIQUE	6-10	820x860	12x40	31	520x520x360		148
	163	CR 0011/06/30 NICKEL ANTIQUE	6-10	630x490	6x40	12	430x360x280		164
	165	CR 0011/08/20 BRASS ANTIQUE	6-10	820x500	8x40	20	430x360x280		165
	212	DAFNE BRASS ANTIQUE	6-09	450x480	9x40	9	520x520x360		199
	171	DAISY III. WHITE GOLD	6-03	530x430	3x40	5	430x360x280		170
	170	DAISY V. POLISHED	6-05	620x460	5x40	8	520x520x260		169
	173	DAISY VI. POLISHED	6-06	620x460	6x40	9	430x360x280		171
	168	DAISY VIII. POLISHED	6-08	720x560	8x40	12	520x520x360		167





















Number	Chandelier	Certification	Dimension (mm)	Wattage (W)	Weight (kg)	Carton (mm)	Trimmings	Page
	216	EGONA POLISHED	6-09	730x800	12x40	11	520x520x260	201
	175	ENARETE I. POLISHED	6-02	165x120	1x40	2	350x260x172	 172
	177	ENARETE III. POLISHED	6-03	500x320	3x40	6	465x310x210	 173
	176	ENARETE V. POLISHED	6-05	520x360	5x40	7	430x360x280	 172
	142	ETELA V. BRASS ANTIQUE	6-05	500x600	5x40	9	430x360x280	 150
	143	ETELA VI. BRASS ANTIQUE	6-06	500x600	6x40	10	430x360x280	 150
	144	ETELA VIII. BRASS ANTIQUE	6-08	700x600	8x40	13	520x520x260	 150
	148	ETELA X. POLISHED	6-10	720x600	10x40	16	520x520x260	 153
	145	ETELA XII. BRASS ANTIQUE	6-10	720x600	12x40	19	520x520x260	 151
	205	FOUNTAIN WHITE GOLD	6-06	630x690	6x40+1x60	15	520x520x560	 193
	213	GERALDINA POLISHED	6-09	720x580	12x40	18,5	700x700x600	200
	134	GOLDIE VI. LIGHT PATINA	6-06	920x570	(6+2)x40	20	520x520x360	 143

Number	Chandelier	Certification	Dimension (mm)	Wattage (W)	Weight (kg)	Carton (mm)	Trimmings	Page
	154	CHARLIZE dia. 320 BRASS ANTIQUE	6-02	320x160	2x40	4	465x310x210	158
	155	CHARLIZE dia. 390 BRASS ANTIQUE	6-03	390x180	3x40	6	430x360x280	158
	156	CHARLIZE dia. 470 BRASS ANTIQUE	6-04	470x210	4x40	9	520x520x260	159
	136	JANET X. POLISHED	6-10	830x860	10x40	28	520x520x360	 145
	190	JARMILA III. NICKEL ANTIQUE - 8007	6-03	500x350	3x40	8	465x310x210	 182
	191	JARMILA III. POLISHED	6-03	500x350	3x40	8	465x310x210	 182
	192	JARMILA V. POLISHED	6-05	520x350	5x40	8,5	465x310x210	 182
	193	JARMILA V. WHITE GOLD	6-05	520x350	5x40	8,5	465x310x210	 183
	160	KATHERINE VI. POLISHED	6-06	500x530	6x40	9	520x520x260	 162
	162	KATHERINE X. POLISHED	6-10	625x530	10x40	12	520x520x260	 163
	210	KOLETA II. POLISHED	6-02	250x290	1x60	5	430x360x280	197
	158	LEA I. LIGHT PATINA	10-02	300x190	2x40	4	430x360x280	161

Number	Chandelier	Certification	Dimension (mm)	Wattage (W)	Weight (kg)	Carton (mm)	Trimmings	Page
157	LEA II. BRASS ANTIQUE	10-02	370x230	2x60	5	430x360x280		160
159	LEA III. BRASS ANTIQUE	10-02	500x250	3x40	13	430x360x280		161
211	LOLA POLISHED	6-03	210x440	3x40	5	430x360x280		197
203	MONA X. BRASS ANTIQUE	6-10	710x590	10x40	24	520x520x360		191
149	SAFFIRA III. POLISHED	6-03	530x360	3x40	5	465x310x210		154
150	SAFFIRA V. POLISHED	6-05	640x360	5x40	6	430x360x280		155
152	SHARLEEN dia 320 BRASS ANTIQUE	6-02	320x160	2x40	5	465x310x210		156
151	SHARLEEN dia 390 BRASS ANTIQUE	6-03	390x170	3x40	6	430x360x280		156
153	SHARLEEN dia 470 BRASS ANTIQUE	6-04	470x180	4x40	9	520x520x260		157
196	VIKTORIE XVI. NICKEL ANTIQUE - 8006	6-10	810x440	16x40	20	520x520x260		185
189	VIKTORIE XVI. POLISHED	6-10	810x440	16x40	20	520x520x260		181

















Number	Chandelier	Certification	Dimension (mm)	Wattage (W)	Weight (kg)	Carton (mm)	Trimmings	Page
--------	------------	---------------	----------------	-------------	-------------	-------------	-----------	------

## WALL LAMPS

	169	BONNIE I. POLISHED WL	7-01	160x250	1x40	2	350x260x172		168
	172	BONNIE II. POLISHED WL	7-02	390x250	2x40	3	465x310x210		170
	138	CR 0006/02/20 BRASS ANTIQUE WL	2-02	430x230	2x40	5	430x360x280		147
	164	CR 0011/02/20 BRASS ANTIQUE WL	7-03	420x230	2x40	4,5	350x260x172		164
	214	GRACIE I. POLISHED WL	7-01	75x200	1x40	1,5	350x260x172		200
	215	GRACIE II. POLISHED WL	7-02	210x200	2x40	2	350x260x172		200
	146	ISIS II. BRASS ANTIQUE WL	7-02	300x300	2x40	2,8	350x260x172		152
	204	ISLA II. POLISHED WL	7-02	320x260	2x40	3,5	350x260x172		192
	184	KARAT I. WHITE GOLD WL	7-01	180x240	1x60	2,5	350x260x172		177
	181	KARAT II. BRASS ANTIQUE WL	7-02	420x240	2x60	4	465x310x210		177
	135	MILAGROS II. POLISHED WL	7-02	400x520	2x40	6	465x310x210		144














Number	Chandelier	Certification	Dimension (mm)	Wattage (W)	Weight (kg)	Carton (mm)	Trimming	Page
--------	------------	---------------	----------------	-------------	-------------	-------------	----------	------

### WALL LAMPS

	202	MIRANDA II. WHITE GOLD WL	7-02	340x230	2x40	4	350x260x172		190
	222	NIKA POLISHED WL	7-02	600x250x150	12 LED	6	520x520x260		205
	221	NOEMI II. POLISHED WL	8-02	310x170	2x40	4	350x260x172		205
	201	SAGA II. POLISHED WL	7-03	360x280	2x40	4	465x310x210		189
	199	SARKA I. POLISHED WL	7-01	100x360	1x40	2,5	350x260x172		187
	188	SARKA II. WHITE GOLD WL	7-02	260x350	2x40	3	350x260x172		180
	195	SARKA III. NICKEL ANTIQUE - 8006 WL	7-03	400x340	3x40	5	350x260x172		184
	217	SERAFINA I. LIGHT PATINA WL	7-01	210x150x125	1x40 E14	2	350x260x172		202
	218	SERAFINA II. LIGHT PATINA WL	7-02	330x150x125	2x40 E14	2	465x310x210		202
	219	SERAFINA III. LIGHT PATINA WL	7-03	610x150x125	3x40 E14	4	520x520x260		203
	161	SHEETAL II. POLISHED WL	8-02	375x350	2x40	3	465x310x210		162

Number	Chandelier	Certification	Dimension (mm)	Wattage (W)	Weight (kg)	Carton (mm)	Trimming	Page
--------	------------	---------------	----------------	-------------	-------------	-------------	----------	------

### TABLE LAMPS

	147	AMBER III. BRASS ANTIQUE TL	3-03	430x600	3x40	7	465x310x210		152
	174	BARILA POLISHED TL	3-03	520x480	3x40	6	430x360x280		171
	140	CR 0006/03/20 POLISHED TL	3-03	450x590	3x40	8	465x310x210		148
	166	DELLA POLISHED TL	3-01	250x530	1x40	5	430x360x280		166
	220	NOEMI I. POLISHED TL	3-01	190x380	1x40	4	465x310x210		204
	183	SCARLETT POLISHED TL	3-01	180x420	1x60	3	465x310x210		177
	194	SONA III. NICKEL ANTIQUE - 8006 TL	3-03	520x570	3x40	6	465x310x210		184
	167	TRACY POLISHED TL	3-01	250x430	1x40	4	430x360x280		166

### FLOOR LAMPS

	198	FELICITA BRASS ANTIQUE FL	3-01	560x1520	8x40	30	520x520x360		187
---	-----	---------------------------	------	----------	------	----	-------------	---	-----

## MARIA TEREZIA

*Give in to the soothing calm created by the lighting fixture that so bewitched Empress Maria Theresa with its noble design. Still as popular as ever, this design in the typical lyra shape and in the modern shape is in demand the world over. Let yourself be charmed by its history and amazed by this queen of crystal lighting.*

## MARÍA TERESA

*Déjense abrazar por la plácida atmósfera de esta lámpara que ya desde el siglo XVIII encantó con su majestuosidad a la emperatriz María Teresa. La popularidad de esta lámpara se ha mantenido hasta hoy siendo este modelo, ya en su forma tradicional de lira ya en estilo moderno, un artículo muy solicitado en todo el mundo. Déjense abrazar por un soplo de historia y deléitense con una verdadera joya entre las lámparas de cristal.*

## СВЕТИЛЬНИКИ СЕРИИ МАРИЯ ТЕРЕЗИЯ

*Позвольте себе погрузиться в спокойную атмосферу светильника, который еще в 18 веке покорил своим очарованием императрицу Марию Терезию, и до сих пор является неизменным примером изысканности и элегантности. Эта модель как в традиционном виде лиры, так и в более современных формах, пользуется интересом во всем мире. Поддайтесь очарованию истории и насладитесь истинным шедевром хрустального освещения.*











225. MARIA TEREZIA 49 WL | 330x400 mm | 3x40 W 



226. MARIA TEREZIA 50 WL | 360x330 mm | 2x40 W 



  
ПРОДАЖА СВЕТИЛЬНИКОВ

 227. MARIA TEREZIA 45 | 800x440 mm | 10x40 W









232. MARIA TEREZIA 30 WL | 360x330 mm | 2x40 W




233. MARIA TEREZIA 31 WL | 350x400 mm | 2x40 W



234. MARIA TEREZIA 29 | 800x440 mm | 8x40 W





237. MARIA TEREZIA 26 | 580x480 mm | 9x40 W



238. MARIA TEREZIA 23 TL | 250x490 mm | 2x40 W



239. MARIA TEREZIA 27 | 590x450 mm | 6x40 W



| MARIA TEREZIA



240. MARIA TEREZIA 5 | 1000x1100 mm | 18x40+1x60 W



241. MARIA TEREZIA 18 WL | 340x400 mm | 3x40 W



242. MARIA TEREZIA 7 | 1200x1100 mm | 24x40+1x60 W



243. MARIA TEREZIA 37 | 1200x1200 mm | 36x40+1x60 W



244. MARIA TEREZIA 35 WL | 320x400 mm | 2x40 W



234 | 245. MARIA TEREZIA 38 TL | 300x550 mm | 3x40 W



246. MARIA TEREZIA 34 | 600x600 mm | 5x40 W



247. MARIA TEREZIA 36 | 600x600 mm | 8x40 W







250. MARIA TEREZIA 10 WL | 230x200 mm | 1x40 W



251. MARIA TEREZIA 8 WL | 450x500 mm | 5x40 W



252. MARIA TEREZIA 11 | 730x790 mm | 8x40+1x60 W



253. MARIA TEREZIA 12 | 800x900 mm | 12x40+1x60 W





254. MARIA TEREZIA 42 WL | 350x300 mm | 2x40 W G9

255. MARIA TEREZIA 41 | 1000x450 mm | 18x40 W





256. MARIA TEREZIA 22 | 560x375 mm | 8x40 W



257. MARIA TEREZIA 40 | 800x420 mm | 12x40 W






| MARIA TEREZIA

243























242

Number	Chandelier	Certification	Dimension (mm)	Wattage (W)	Weight (kg)	Carton (mm)	Trimmings	Page
--------	------------	---------------	----------------	-------------	-------------	-------------	-----------	------

## CHANDELIERS

	252	MARIA TEREZIA 11	1-08	730x790	8x40+1x60	13	520x520x360		238
	253	MARIA TEREZIA 12	1-12	800x900	12x40+1x60	25	850x460x600		239
	248	MARIA TEREZIA 14	1-08	650x680	15x40	22	520x520x560		236
	228	MARIA TEREZIA 17	1-10	1120x660	18x40	55	700x700x600		222
	256	MARIA TEREZIA 22	10-01	560x375	8x40	10,5	520x520x260		242
	230	MARIA TEREZIA 24	1-12	820x490	12x40	19	520x520x360		224
	231	MARIA TEREZIA 25	1-06	580x430	6x40	8,5	430x360x280		225
	237	MARIA TEREZIA 26	1-10	580x480	9x40	10	430x360x280		230
	239	MARIA TEREZIA 27	1-06	590x450	6x40	9	520x520x260		231
	234	MARIA TEREZIA 29	1-10	800x440	8x40	12	520x520x260		227
	223	MARIA TEREZIA 32	1-12	1520x880	40x40	82	1050x1050x400		217

Number	Chandelier	Certification	Dimension (mm)	Wattage (W)	Weight (kg)	Carton (mm)	Trimmings	Page
--------	------------	---------------	----------------	-------------	-------------	-------------	-----------	------

	246	MARIA TEREZIA 34	1-06	600x600	5x40	10	520x520x260		234
	247	MARIA TEREZIA 36	1-08	600x600	8x40	12	520x520x260		235
	243	MARIA TEREZIA 37	1-10	1200x1200	36x40+1x60	75	1050x1050x400		233
	257	MARIA TEREZIA 40	1-12	800x420	12x40	24	520x520x260		243
	255	MARIA TEREZIA 41	1-12	1000x450	18x40	24	520x520x360		241
	224	MARIA TEREZIA 44 NICKEL	1-08	800x440	8x40	18	520x520x260		219
	227	MARIA TEREZIA 45	1-10	800x440	10x40	22	520x520x260		221
	236	MARIA TEREZIA 46	1-05	580x430	5x40	8	430x360x280		229
	235	MARIA TEREZIA 47	1-06	580x430	6x40	9	430x360x280		228
	240	MARIA TEREZIA 5	1-10	1000x1100	18x40+1x60	36	850x460x600		232
	242	MARIA TEREZIA 7	1-12	1200x1100	24x40+1x60	49	700x700x600		232







Number	Chandelier	Certification	Dimension (mm)	Wattage (W)	Weight (kg)	Carton (mm)	Trimings	Page
--------	------------	---------------	----------------	-------------	-------------	-------------	----------	------

### WALL LAMPS



	250	MARIA TEREZIA 10 WL	2-01	120x340x300	1x40	2	350x260x172		238
	241	MARIA TEREZIA 18 WL	2-03	340x400	3x40	2,5	350x350x350		232
	232	MARIA TEREZIA 30 WL	2-02	360x330	2x40	3,5	465x310x210		226
	233	MARIA TEREZIA 31 WL	2-02	350x400	2x40	4	430x360x280		226
	244	MARIA TEREZIA 35 WL	2-02	320x400	2x40	4	350x260x172		234
	254	MARIA TEREZIA 42 WL	2-02	350x300	2x40 G9	3	350x260x172		240
	225	MARIA TEREZIA 49 WL	2-03	330x400	3x40	4,5	465x310x210		220
	226	MARIA TEREZIA 50 WL	2-02	360x330	2x40	3,5	350x260x172		220
	251	MARIA TEREZIA 8 WL	2-05	450x500	5x40	7	465x310x210		238

Number	Chandelier	Certification	Dimension (mm)	Wattage (W)	Weight (kg)	Carton (mm)	Trimings	Page
--------	------------	---------------	----------------	-------------	-------------	-------------	----------	------

### TABLE LAMPS

	229	MARIA TEREZIA 15 TL	3-03	380x480	3x40	6	465x310x210		223
	238	MARIA TEREZIA 23 TL	3-01	250x490	2x40	3,5	465x310x210		230
	245	MARIA TEREZIA 38 TL	3-03	300x550	3x40	5	465x310x210		234

### FLOOR LAMPS

	249	MARIA TEREZIA 16 FL	3-01	680x1680	10x40	31,5	520x520x560		237
---	-----	---------------------	------	----------	-------	------	-------------	---	-----

## BASKET & AND CEILING FITTINGS

*These lighting fixtures bring to mind the morning sun glittering and sparkling on water. Carefully cut stones are arranged into rich crystal chains to form stately baskets or hanging freely from the fine metal bodies of the fixtures come together to form this unique element, giving your interior that unique look you want.*

## PIEZAS DE TECHO & TIPO CESTA

*El aspecto de estas lámparas recuerda la superficie ondulada del agua reluciendo bajo un sol matutino. Las cuentas talladas con precisión y unidas en abundantes collares, bien en forma de etéreas cestas bien colgando libremente de delicados brazos metálicos, crean un conjunto único que aportará a su hogar el brillo justo y un toque de distinción.*

## СВЕТИЛЬНИКИ В ФОРМЕ КОРЗИН И ПОТОЛОЧНЫЕ СВЕТИЛЬНИКИ

*Светильники этой серии напоминают взволнованную водную гладь, сияющую и переливающуюся в лучах утреннего солнца. Восхитительные цепочки филигранно отшлифованных камней, образующие воздушные корзины или свисающие с изящных металлических корпусов, создают уникальное целое, которое внесет в Ваш интерьер настоящий лоск и искру исключительности.*





258. EVITA WL | 205x515x105 mm | 3x35 W G9



GRAD



259. EVITA 600x1000 | 600x1000 mm | 12x40 W



260. CHERYL 390x600 WL | 390x600x190 mm | 2x40W+2x35W G9



261. CHERYL dia. 1100 | 1100x1500 mm | 23x40 W





262. HILLARY dia. 1000 | 1000x1050 mm | 16x40+6x60 W



263. HILLARY 390x600 WL | 390x600x190 mm | 2x40W+2x35W G9



264. VIRGINIE | 1300x1660 mm | 21x40+12x60 W



<https://www.lastrograc.com>



265. DARIAN 420x420x320 - 8003 | 420x420x320 mm | 4x40 W E14



266. PILAR dia. 600 | 600x290 mm | 8x40 W



267. GEENA dia. 600 | 600x350 mm | 12x40 W



268. GEENA dia. 350 | 350x170 mm | 3x40 W



269. GEENA dia. 450 | 450x190 mm | 6x40 W



270. GEENA dia. 500 | 500x230 mm | 8x40 W



271. GEENA dia. 800 | 800x430 mm | 15x40 W



272. CIARA dia. 300 WL | 300x185 mm | 2x40 W





273. GERTA dia. 600 | 600x280 mm | 12x40 W



276. CIARA dia. 350 WL | 350x190 mm | 2x40 W



274. GERTA dia. 500 LIGHT PATINA | 500x225 mm | 8x40 W



275. GERTA dia. 350 | 350x160 mm | 3x40 W



277. GERTA dia. 1000 | 1000x415 mm | 18x60 W



278. MILADA dia. 300 | 300x280 mm | 3x40 W



279. IVONA WL | 300x150 mm | 2x40 W



280. MILADA II. | 500x280 mm | 6x40 W





281. SOFIA dia. 350 | 350x135 mm | 3x40 W



282. SOFIA dia. 450 | 450x150 mm | 6x40 W



283. SOFIA dia. 550 | 550x170 mm | 9x40 W









286. MARINA I. | 300x370 mm | 3x40 W



287. KLOTYLDA I. NICKEL TL | 150x200 mm | 1x40 W



288. VALERIE II. | 500x450 mm | 6x60 W



289. VALERIE dia. 600 | 600x550 mm | 6x60 W



291. IVETA WL | 150x400 mm | 1x60 W



290. KLOTYLDA dia. 250 TL | 250x300 mm | 2x40 W



LUSTIGRAD  
ОПТОВІ ПР... СТУДІЯНИКІВ

| BASKET & CEILING FITTINGS



292. FIONA IV. | 475x475x300 mm | 8x40 W



295. DAHLIA WL | 340x260 mm | 2x35 G9



293. FIONA II. NICKEL | 325x325x240 mm | 4x40 W



294. FIONA III. LIGHT PATINA | 390x390x260 mm | 4x60 W



296. FIONA I. | 250x250x270 mm | 1x60 W






<https://www.lustrograd.com>




297. FIONA 900x900 | 900x900x400 mm | 12x60 W



298. FIONA 700x700 | 700x700x300 mm | 8x60+4x40 W



299. STANA WL | 210x210 mm | 2x40 W



<https://www.lustrograd.com/vendors/artglass/>



300. PERSIDA NICKEL | 600x200 mm | 10x40 W



301. GWEN left WL | 200x400x110 mm | 2x40 W



302. GWEN straight WL | 200x350x110 mm | 2x40 W



303. GWEN right WL | 200x400x110 mm | 2x40 W





304. NEDA I. | 480x300 mm | 7x35 G9




305. CONSUELA WL | 475x220 mm | 4x35 G9



306. MARRYLIN II. TL | 200x340 mm | 2x40 W




307. NEDA II. | 545x320 mm | 10x35 G9





<https://www.kustograd.com/vendors/art>



310. MORGANA drops WL | 240x350 mm | 2x40 W



311. MORGANA WL | 240x285 mm | 2x40 W







314. HORTENSIE I. WL | 170x170 mm | 1x40 W



315. PERSEFONA WL | 165x290 mm | 1x60 W



316. KAMILA drops WL | 150x700 mm | 3x40 W



317. KAMILA balls WL | 150x700 mm | 3x40 W





318. ELANED I. chain | 250x230 mm | 3x40 W



319. ELANED I. va | 250x230 mm | 3x40 W



320. ELANED II. balls | 300x270 mm | 4x40 W



321. ELANED II. va | 250x230 mm | 300x270 mm | 4x40 W



322. FATIMA II. | 300x335 mm | 3x40 W



323. FATIMA I. | 250x310 mm | 1x60 W



324. METIS chain NICKEL WL | 160x400 mm | 1x40 W





325. VIVIEN I. chain | 210x340 mm | 1x60 W



327. VIVIEN III. chain | 310x495 mm | 4x40 W



328. VIVIEN II. va | 260x410 mm | 3x40 W



326. VIVIEN I. va | 210x340 mm | 1x60 W

























329. VIVIEN II. chain NICKEL | 260x410 mm | 3x40 W



















































Number	Chandelier	Certification	Dimension (mm)	Wattage (W)	Weight (kg)	Carton (mm)	Trimmings	Page
--------	------------	---------------	----------------	-------------	-------------	-------------	-----------	------

























## CHANDELIERS

	265	DARIAN 420x420x320 - 8003	6-04	420x420x320	4x40 E14	10	520x520x260		257
	318	ELANED I. chain	1-03	250x230	3x40	3,5	430x360x280		290
	319	ELANED I. vachtle	1-03	250x230	3x40	4	430x360x280		290
	320	ELANED II. balls	1-04	300x270	4x40	6	430x360x280		290
	321	ELANED II. vachtle	1-04	300x270	4x40	5	430x360x280		291
	259	EVITA 600x1000	6-06	600x1000	12x40	22	620x620x400		251
	323	FATIMA I.	6-02	250x310	1x60	3,5	350x350x350		292
	322	FATIMA II.	6-02	300x335	3x40	4	350x350x350		292
	298	FIONA 700x700	6-04	700x700x300	8x60+4x40	32	700x700x600		275
	297	FIONA 900x900	6-04	900x900x400	12x60	61	1050x1050x400		275
	296	FIONA I.	6-04	250x250x270	1x60	6	465x310x210		273

Number	Chandelier	Certification	Dimension (mm)	Wattage (W)	Weight (kg)	Carton (mm)	Trimmings	Page
--------	------------	---------------	----------------	-------------	-------------	-------------	-----------	------










	293	FIONA II. NICKEL	6-04	325x325x240	4x40	10	430x360x280		272
	294	FIONA III. LIGHT PATINA	6-04	390x390x260	4x60	12	520x520x260		272
	292	FIONA IV.	6-04	475x475x300	8x40	18	520x520x260		272
	267	GEENA dia 600	6-02	600x350	12x40	14	620x620x400		260
	268	GEENA dia 350	6-02	350x170	3x40	5	430x360x280		260
	269	GEENA dia 450	6-02	450x190	6x40	7	520x520x260		260
	270	GEENA dia 500	6-02	500x230	8x40	9	520x520x260		261
	271	GEENA dia 800	6-02	800x430	15x40	25	820x820x300		261
	277	GERTA dia 1000	6-02	1000x415	18x60	45	1050x1050x400		263
	275	GERTA dia 350	6-02	350x160	3x40	5	430x360x280		262
	274	GERTA dia 500 LIGHT PATINA	6-02	500x225	8x40	9	520x520x260		262
	273	GERTA dia 600	6-02	600x280	12x40	14,5	620x620x300		262































Number	Chandelier	Certification	Dimension (mm)	Wattage (W)	Weight (kg)	Carton (mm)	Trimmings	Page	
	262	HILLARY dia 1000	6-06	1000x1050	16x40+6x60	26	820x820x300		254
	261	CHERYL dia 1100	6-06	1100x1500	23x40	35,5	820x820x300		253
	312	KLEOPATRA	10-04	360x420	3x40+1x60	4	350x350x350		286
	309	MARIKA I.	6-03	400x175	3x40	4	430x360x280		283
	308	MARIKA II.	6-06	550x250	6x40	8	620x620x300		282
	286	MARINA I.	6-03	300x370	3x40	4,5	350x350x350		270
	313	MARTINA	10-01	300x370	1x60	3	350x350x350		287
	278	MILADA dia 300	6-03	300x280	3x40	4	430x360x280		264
	280	MILADA II.	6-09	500x280	6x40	7,5	520x520x360		265
	304	NEDA I.	20-07	480x300	7x40 G9	6	520x520x260		280
	307	NEDA II.	20-10	545x320	10x40 G9	10	520x520x360		281
	300	PERSIDA NICKEL	6-02	600x200	10x40	18	620x620x400		277

Number	Chandelier	Certification	Dimension (mm)	Wattage (W)	Weight (kg)	Carton (mm)	Trimmings	Page	
	266	PILAR dia 600	6-08	600x290	8x40	10,5	620x620x300		259
	281	SOFIA dia 350	6-02	350x135	3x40	4	430x360x280		266
	282	SOFIA dia 450	6-06	450x150	6x40	6	520x520x260		266
	283	SOFIA dia 550	6-09	550x170	9x40	9,5	620x620x300		267
	289	VALERIE dia 600	6-06	600x550	6x60	10	700x700x600		270
	285	VALERIE dia 800	6-10	800x630	12x60	24	820x820x600		269
	288	VALERIE II.	6-06	500x450	6x60	10	520x520x360		270
	264	VIRGINIE	6-06	1300x1660	21x40+12x60	52	820x820x300		255
	325	VIVIEN I. chain	6-02	210x340	1x60	3	430x360x280		294
	326	VIVIEN I. vachtle	6-02	210x340	1x60	3	430x360x280		294
	329	VIVIEN II. chain NICKEL	6-02	260x410	3x40	4	430x360x280		295
	328	VIVIEN II. vachtle	6-02	260x410	3x40	4	430x360x280		295

Number	Chandelier	Certification	Dimension (mm)	Wattage (W)	Weight (kg)	Carton (mm)	Trimmings	Page	
	327	VIVIE III. chain	6-02	310x495	4x40	5,5	430x360x280	 	294

## WALL LAMPS










	272	CIARA dia 300 WL	9-01	300x185	2x40	2	350x260x172	 	261
	276	CIARA dia 350 WL	9-01	350x190	2x40	3	465x310x210	 	262
	305	CONSUELA WL	20-04	475x220	4x40 G9	4	465x310x210	 	280
	295	DAHLIA WL	20-02	340x260	2x40 G9	3	350x260x172	 	272
	258	EVITA WL	2-03	205x515x105	3x35 G9	3	465x310x210	 	250
	301	GWEN left WL	8-01	200x400x110	2x40	3	350x260x172	 	278
	303	GWEN right WL	8-01	200x400x110	2x40	3	350x260x172	 	279
	302	GWEN straight WL	8-01	200x350x110	2x40	3	350x260x172	 	279
	263	HILLARY 390x600 WL	2-02	390x600x190	2x40+2x35 G9	6	520x520x260	 	254
	314	HORTENSIE I. WL	8-01	170x170	1x40	1,5	350x260x172	 	288

Number	Chandelier	Certification	Dimension (mm)	Wattage (W)	Weight (kg)	Carton (mm)	Trimmings	Page	
	260	CHERYL 390x600 WL	2-02	390x600x190	2x40+2x35 G9	3	520x520x260	 	252
	291	IVETA WL	8-01	150x400	1x60	3	350x260x172	 	271
	279	IVONA WL	8-02	300x150	2x40	2	350x260x172	 	264
	317	KAMILA balls WL	9-03	150x700	3x40	5	465x310x210	 	289
	316	KAMILA drops WL	9-03	150x700	3x40	4,5	465x310x210	 	288
	324	METIS chain NICKEL WL	8-01	160x400	1x40	2,5	350x260x172	 	293
	310	MORGANA drops WL	9-03	240x350	2x40	2	350x260x172	 	285
	311	MORGANA WL	9-03	240x285	2x40	2	350x260x172	 	285
	315	PERSEFONA WL	8-01	165x290	1x60	2	350x260x172	 	288
	299	STANA WL	2-02	210x210	2x40	3	350x260x172	 	276






Number	Chandelier	Certification	Dimension (mm)	Wattage (W)	Weight (kg)	Carton (mm)	Trimming	Page
--------	------------	---------------	----------------	-------------	-------------	-------------	----------	------

### TABLE LAMPS

	290	KLOTYLDA dia 250 TL	3-01	250x300	2x40	5	350x350x350	 	271
	287	KLOTYLDA I. NICKEL TL	3-01	150x200	1x40	1,5	350x260x172	 	270
	306	MARRYLIN II. TL	3-02	200x340	2x40	5	465x310x210	 	280

### FLOOR LAMPS

	284	LILY FL	3-01	550x1550	6x60	20,5	520x520x360	 	268
---	-----	---------	------	----------	------	------	-------------	---	-----



## MODERN Line

*Breath-taking sets of modern lighting fixtures with crystal drops carefully joined together bring you the illusion of a rainbow waterfall falling from the heights. As light passes through each individual crystal, it is magically refracted, producing the characteristic effect of the rainbow.*

## Línea MODERNA

*Conjunto de impresionantes lámparas modernas que recuerdan la imagen de gotas de cristal armadas para crear la ilusión de catarata irisada que se desprende de las alturas. La luz que atraviesa cada una de las piezas se refracta en el característico efecto arcoíris.*

## СОВРЕМЕННЫЕ СВЕТИЛЬНИКИ

*Захватывающие дух современные осветительные конструкции и волшебный отблеск хрустальных элементов создадут у Вас впечатление струящегося с высоты радужного водопада. Свет, проникающий сквозь каждый хрусталик, преломляется с характерным многоцветным эффектом, превращая светильник в чудесный элемент Вашего современного интерьера.*







331. FEBA dia. 115 NICKEL | 350x260x172 mm | 1x40W G9




332. KELLY dia. 180 NICKEL | 465x310x210 mm | 1x40 W




333. KAZI dia.240 NICKEL | 430x360x280 mm | 1x40 W





334. LEANDRA 350x600 | 350x600x350 mm | 10x35 G9




335. FIDELIE 220x220 WL | 220x220x110 mm | 2x35 G9




136. LEANDRA 500x500 | 500x500x500 mm | 8x35 G9




337. LEANDRA 300x300 NICKEL | 300x300x300 mm | 4x35 G9



338. LEANDRA 250x450 NICKEL | 250x450x250 mm | 6x35 G9



339. CURTAIN I. | 1000x1000x20 mm



340. CURTAIN II. | 1000x1000x40 mm | 5x35 G9



341. CURTAIN III. | 1000x1000x90 mm | 5x25 12V





342. MELANIE dia. 550x1000 | 550x1000 mm | 15x40 W



343. MELANIE dia. 550x700 | 550x700 mm | 11x40 W



344. MELANIE dia. 550x1500 | 550x1500 mm | 17x40 W



ISTRA GRAD  
POSREDOVANJE U PROMETU NEKRETNIM  
POSREDOVANJE U PROMETU NEKRETNIM











349. SPIRAL 500x1800 balls | 500x1800 mm | 20x40 W



350. SPIRAL 400x700 drops | 400x700 mm | 8x40 W



ОПТОВИЕ ПРОДАЖИ СВЕТИЛЬНИКОВ



324



351. POEMA | 500x1300 mm | 9x40 W

| MODERN LINE

325









355. NORICA I. | 320x100x360 mm | 2x35 G9



356. MEDEA WL. | 180x350 mm | 2x35 G9



357. NORICA III. | 450x180x470 mm | 5x35 G9








Chandelier shown inside is for illustration purposes only

358. RAMONA | 900x1290 mm | 8x25 / 12V



336



359. SMALL GAME RECTANGLE 01-03 | 510x150x340(1090) mm | 3x40 W



337





361. SMALL GAME 91-01 WL | 130x410 mm | 1x40 W



362. SMALL GAME 01-01 | 120x340 (1090) mm | 1x40 W




363. SMALL GAME 01-05 | 370x340 (1090) mm | 5x40 W







367. SMALL GAME 05-01 | 120x240(990) mm | 1x40 W



369. SMALL GAME 05-05 | 370x240(990) mm | 5x40 W

368. SMALL GAME 95-01 WL | 130x310 mm | 1x40 W



346 | 370. SMALL GAME 04-05 | 370x270 (1020) mm | 5x40 W



371. SMALL GAME 04-01 | 120x270 (1020) mm | 1x40 W



372. SMALL GAME 94-01 WL | 130x340 mm | 1x40 W





373. SMALL GAME 07-01 | 120x310 (1060) mm | 1x40 W



374. SMALL GAME 97-01 WL | 120x340 mm | 1x40 W



375. SMALL GAME 07-05 | 370x310 (1060) mm | 5x40 W





376. SMALL GAME 08-01 | 120x295 (1045) mm | 1x40 W



377. SMALL GAME 98-01 WL | 120x355 mm | 1x40 W



378. SMALL GAME 08-05 | 370x295 (1045) mm | 5x40 W



379. SPOT 01 | 120x115 mm | 1x35 W



380. SPOT 02 | 120x100 mm | 1x35 W



381. SPOT 03 | 120x75 mm | 1x35 W



382. SPOT 04 | 120x170 mm | 1x35 W



385. SPOT 07 | 120x110 mm | 1x35 W



383. SPOT 05 | 120x205 mm | 1x35 W



386. SPOT 08 | 120x90 mm | 1x35 W



384. SPOT 06 | 120x340 mm | 1x35 W



387. SPOT 09 | 120x95 mm | 1x35 W



388. SPOT 10 | 120x65 mm | 1x35 W



391. SPOT 13 | 120x105 mm | 1x35 W



389. SPOT 11 | 120x95 mm | 1x35 W



392. SPOT 14 | 120x115 mm | 1x35 W



390. SPOT 12 | 120x95 mm | 1x35 W



393. SPOT 15 | 120x95 mm | 1x35 W



394. SPOT 16 | 100x80 mm | 1x35 W



395. SPOT 17 | 100x75 mm | 1x35 W



396. SPOT 18 | 100x260 mm | 1x35 W



397. SPOT 19 | 100x75 mm | 1x35 W



398. SPOT 20 | 100x80 mm | 1x35 W



399. SPOT 21 | 100x85 mm | 1x35 W



400. SPOT 22 | 120x275 mm | 1x35 W



401. SPOT 81 | 80x55 mm | 1x35 W



404. SPOT 84 | 80x270 mm | 1x35 W



402. SPOT 82 | 80x75 mm | 1x35 W



405. SPOT 85 | 80x64 mm | 1x35 W



403. SPOT 83 | 80x76 mm | 1x35 W



406. SPOT 86 | 80x155 mm | 1x35 W



407. SPOT 50 WHITE GOLD | 100x20 mm | 1x35 W



410. SPOT 50 BLUE GOLD | 100x20 mm | 1x35 W



408. SPOT 51 NICKEL ANTIQUE | 100x10 mm | 1x35 W



411. SPOT 51 GREEN GOLD | 100x10 mm | 1x35 W



409. SPOT 52 BRASS ANTIQUE | 105x10 mm | 1x35 W






412. SPOT 52 RED GOLD | 105x10 mm | 1x35 W







































Number	Chandelier	Certification	Dimension (mm)	Wattage (W)	Weight (kg)	Carton (mm)	Trimmings	Page
--------	------------	---------------	----------------	-------------	-------------	-------------	-----------	------













## CHANDELIERS













	339	CURTAIN I.		1000x1000x20	8	620x620x300		314
	340	CURTAIN II.	20-05	1000x1000x40	5x35 G9	1250x400x300		314
	341	CURTAIN III.	30-05	1000x1000x90	5x25 12V	1250x400x300		315
	330	ERIN NICKEL	6-05	500x600	15x40 G9	520x520x260		307
	331	FEBA dia. 115 NICKEL	20-01	115x145	1x40 G9	350x260x172		308
	352	JACQUELINE	30-04	500x1895	4x35 12V	520x520x360		327
	353	JENNIFER	30-04	500x695	4x35 12V	520x520x360		328
	333	KAZI dia. 240 NICKEL	6-02	240x290(1100)	1x40	430x360x280		309
	332	KELLY dia. 180 NICKEL	6-02	180x250(1050)	1x40	465x310x210		308
	338	LEANDRA 250x450 NICKEL	20-06	250x450x250	6x35 G9	520x520x260		313
	337	LEANDRA 300x300 NICKEL	20-06	300x300x300	4x35 G9	430x360x280		313




Number	Chandelier	Certification	Dimension (mm)	Wattage (W)	Weight (kg)	Carton (mm)	Trimmings	Page
--------	------------	---------------	----------------	-------------	-------------	-------------	-----------	------

	334	LEANDRA 350x600	20-08	350x600x350	10x35 G9	18	620x620x300		310
	336	LEANDRA 500x500	20-08	500x500x500	8x35 G9	21	520x520x360		311
	342	MELANIE dia. 550x1000	6-05	550x1000	15x40	12	520x520x360		316
	344	MELANIE dia. 550x1500	6-05	550x1500	17x40	13	620x620x400		317
	343	MELANIE dia. 550x700	6-05	550x700	11x40	8	520x520x360		316
	355	NORICA I.	20-02	320x100x360	2x40 G9	5	465x310x210		332
	357	NORICA III.	20-05	450x180x470	5x40 G9	9	520x520x260		333
	354	NORRIS	6-02	300x475	3x35	7	430x360x280		331
	351	POEMA	6-02	500x1300	9x40	16	520x520x360		325
	358	RAMONA	20-08	900x1290	8x40 12V	37	1050x1050x400		335
	362	SMALL GAME 01-01	6-02	120x340(1090)	1x40	3	350x260x172		340
	363	SMALL GAME 01-05	6-02	370x340(1090)	5x40	10,5	430x360x280		341

Number	Chandelier	Certification	Dimension (mm)	Wattage (W)	Weight (kg)	Carton (mm)	Trimmings	Page
360	SMALL GAME 01-05 NICKEL colour mix	6-02	370x340(1090)	5x40	10,5	430x360x280		339
366	SMALL GAME 03-01	6-02	120x280(1030)	1x40	2	350x260x172		343
364	SMALL GAME 03-03	6-02	370x280(1030)	3x40	4,5	430x360x280		342
371	SMALL GAME 04-01	6-02	120x270(1020)	1x40	3	350x260x172		346
370	SMALL GAME 04-05	6-02	370x270(1020)	5x40	8	430x360x280		346
367	SMALL GAME 05-01	6-02	120x240(990)	1x40	1,5	350x260x172		344
369	SMALL GAME 05-05	6-02	370x240(990)	5x40	5	430x360x280		345
373	SMALL GAME 07-01	6-02	120x310(1060)	1x40	1,5	350x260x172		348
375	SMALL GAME 07-05	6-02	370x310(1060)	5x40	7	430x360x280		349
376	SMALL GAME 08-01	6-02	120x295(1045)	1x40	1,5	350x260x172		350
378	SMALL GAME 08-05	6-02	370x295(1045)	5x40	7	430x360x280		351
359	SMALL GAME RECTANGLE 01-03	6-03	510x150x340(1090)	3x40	9	520x520x260		337

Number	Chandelier	Certification	Dimension (mm)	Wattage (W)	Weight (kg)	Carton (mm)	Trimmings	Page
346	SPIRAL 250x1000 drops	20-08	250x1000	8x40 G9	7,5	430x360x280		319
345	SPIRAL 250x750 drops	20-08	250x750	8x40 G9	8	430x360x280		318
347	SPIRAL 300x1200 balls	6-05	300x1200	8x40	9,5	520x520x260		320
348	SPIRAL 400x1200 balls	6-05	400x1200	12x40	15,5	520x520x360		321
350	SPIRAL 400x700 drops	6-05	400x700	8x40	14	520x520x260		323
349	SPIRAL 500x1800 balls	6-05	500x1800	20x40	25	520x520x360		322
379	SPOT 01	6-02	120x115	1x35	0,5	160x140x90		352
380	SPOT 02	6-02	120x100	1x35	0,5	160x140x90		352
381	SPOT 03	6-02	120x75	1x35	0,5	160x140x90		352
382	SPOT 04	6-02	120x170	1x35	0,5	200x170x130		353
383	SPOT 05	6-02	120x205	1x35	0,5	200x170x130		353
384	SPOT 06	6-02	120x340	1x35	0,5	200x170x130		353













Number	Chandelier	Certification	Dimension (mm)	Wattage (W)	Weight (kg)	Carton (mm)	Trimmings	Page
385	SPOT 07	6-02	120x110	1x35	0,5	200x170x130		353
386	SPOT 08	6-02	120x90	1x35	0,5	160x140x90		353
387	SPOT 09	6-02	120x95	1x35	0,5	160x140x90		353
388	SPOT 10	6-02	120x65	1x35	0,5	160x140x90		354
389	SPOT 11	6-02	120x95	1x35	0,5	160x140x90		354
390	SPOT 12	6-02	120x95	1x35	0,5	200x170x130		354
391	SPOT 13	6-02	120x105	1x35	0,5	160x140x90		354
392	SPOT 14	6-02	120x115	1x35	0,5	160x140x90		354
393	SPOT 15	6-02	120x95	1x35	0,5	160x140x90		354
394	SPOT 16	6-02	100x80	1x35	0,5	160x140x90		355
395	SPOT 17	6-02	100x75	1x35	1	160x140x90		355
396	SPOT 18	6-02	100x260	1x35	1	200x170x130		355

Number	Chandelier	Certification	Dimension (mm)	Wattage (W)	Weight (kg)	Carton (mm)	Trimmings	Page
397	SPOT 19	6-02	100x75	1x35	0,5	160x140x90		356
398	SPOT 20	6-02	100x80	1x35	0,5	160x140x90		356
399	SPOT 21	6-02	100x85	1x35	0,5	160x140x90		356
400	SPOT 22	6-02	120x275	1x35	0,5	200x170x130		356
410	SPOT 50 BLUE GOLD	6-02	100x20	1x35	0,35	350x260x172		358
407	SPOT 50 WHITE GOLD	6-02	100x20	1x35	0,35	350x260x172		358
411	SPOT 51 GREEN GOLD	6-02	100x10	1x35	0,35	350x260x172		358
408	SPOT 51 NICKEL ANTIQUE	6-02	100x10	1x35	0,35	350x260x172		358
409	SPOT 52 BRASS ANTIQUE	6-02	105x10	1x35	0,35	350x260x172		358
412	SPOT 52 RED GOLD	6-02	105x10	1x35	0,35	350x260x172		358
401	SPOT 81	6-02	80x55	1x35	0,5	350x260x172		357
402	SPOT 82	6-02	80x75	1x35	0,5	350x260x172		357



























Number	Chandelier	Certification	Dimension (mm)	Wattage (W)	Weight (kg)	Carton (mm)	Trimming	Page
--------	------------	---------------	----------------	-------------	-------------	-------------	----------	------

## CHANDELIERS

	403	SPOT 83	6-02	80x76	1x35	0,5	350x260x172	 	357
	404	SPOT 84	6-02	80x270	1x35	0,5	350x260x172	 	357
	405	SPOT 85	6-02	80x64	1x35	0,5	350x260x172	 	357
	406	SPOT 86	6-02	80x155	1x35	0,5	350x260x172	 	357

Number	Chandelier	Certification	Dimension (mm)	Wattage (W)	Weight (kg)	Carton (mm)	Trimming	Page
--------	------------	---------------	----------------	-------------	-------------	-------------	----------	------

## WALL LAMPS

	335	FIDELIE 220x220 WL	20-02	220x220x110	2x35 G9	3	350x260x172	 	310
	356	MEDEA WL	20-02	180x350	2x40 G9	2,5	350x260x172	 	332
	361	SMALL GAME 91-01 WL	9-01	130x410	1x40	2,5	350x260x172	 	340
	365	SMALL GAME 93-01 WL	9-01	130x350	1x40	2	350x260x172	 	342
	372	SMALL GAME 94-01 WL	9-01	130x340	1x40	2,5	350x260x172	 	347
	368	SMALL GAME 95-01 WL	9-01	130x310	1x40	1,5	350x260x172	 	344
	374	SMALL GAME 97-01 WL	9-01	120x340	1x40	2	350x260x172	 	348
	377	SMALL GAME 98-01 WL	9-01	120x355	1x40	2	350x260x172	 	350

## SURFACE FINISHES



POLISHED BRASS



MATT BRASS



DARK PATINA



LIGHT PATINA



BRASS ANTIQUE



WHITE GOLD



POLISHED NICKEL



NICKEL ANTIQUE



COPPER



ZINC



## TEXTILE SHADE



CHINTZ 024



CHINTZ 041



CHINTZ 056



ORGANZA 91



ORGANZA 92



ORGANZA 84




ORGANZA NERO


## COLOUR FINISHES




1001



3003



5005



6006



1006



8008




8003



8007



8006



ARTGLASS s.r.o.  
Smetanova 1659/42, CZ - 466 01 Jablonec nad Nisou  
CZECH REPUBLIC

tel. +420 483 302 167, 302 294

FAX: +420 483 302 295

e-mail: [info@artglass.cz](mailto:info@artglass.cz)

[www.artglass.cz](http://www.artglass.cz)

---

Catalogue of ARTGLASS s.r.o.

Chandeliers and church and chateau interior photographed by ©Bohumil Jakoubě

Graphics and DTP ©Gabriela Kyjovská: [gabriela@studiogk.cz](mailto:gabriela@studiogk.cz)

Print: Unipress s.r.o. Turnov, Czech Republic

©ARTGLASS s.r.o. 2016

