



A history of light, glass, metal

1950. Italy. Venice. The town of Marcon and the island of Murano are just a few kilometres apart. Angelo Tosetto goes through those few kilometres almost every day from his workshop of artistic chandeliers to the shops of Murano glass masters to steal the secrets of their glass, hand blown in their furnaces.

It's a journey of pure passion, artistic affinities, where light meets matter, glass joins metal – brass, aluminium, steel – and tradition welcomes the future. The beginning of a great story: Studio Italia Design's story.

From Italy to the world over, a constant evolution.

This is the main path of "made in Italy", chosen and followed by three generations, experimenting each year with new processing techniques, technologies, designs, precious materials and a series of exclusive collaborations to create unique and ingenious luminaires: by form, content, aesthetics and functionality.

It's the path of success, that from Venice leads Studio Italia Design to shift attention to foreign markets, more than 90 countries the world over: to become one of Italian lighting's most internationally developed brands.

Make room for creativity. In each and every form.

Every path has its limits and to overcome them you need eyes, sensibility, skills and diverse emotions to decipher an ever changing world. For this reason Studio Italia Design chooses to partner with famous designers, researchers and engineers from a variety of nationalities and backgrounds. A selected group of creative people that together with the firm reinterprets the objects as true interior pieces where the light source plays freely with volumes, reflections, transparencies, lines and all the shades of the materials. Infinite new collections joined together by a common thread of manufacturing excellence.

Lighting every need in modern living.

The path of innovation also leads to extreme customisation: an answer to the needs that come with new lifestyles thanks to inventive new products custom-made for a variety of different interiors and tailored solutions developed with the leaders in contemporary architecture.

Another new frontier travelled by Studio Italia Design on the path of experience: merging different materials, classicism and avant-garde, craftsmanship and technology. A look at the path where it all began and the excitement in the next step.

THE
LIGHTING
MAKERS
2016

Una storia di luce, vetro, metallo.

1950. Italia. Venezia. Il paese di Marcon e l'isola di Murano distano pochi chilometri. E sono quelli che Angelo Tosetto percorre quasi ogni giorno dalla sua bottega artigiana di lampadari artistici ai laboratori dei maestri vetrai muranesi, per carpire tutti i segreti del vetro soffiato a bocca nelle fornaci.

È un viaggio di pura passione, affinità artistiche, dove la luce incontra la materia, il vetro si unisce al metallo – l'ottone, l'alluminio, l'acciaio – e la tradizione sorride al futuro. L'inizio di una grande storia: quella di Studio Italia Design.

Dall'Italia al mondo, evoluzione continua.

Questa è la strada maestra del made in Italy, quella che tre generazioni scelgono di seguire sperimentando ogni anno nuove tecniche di lavorazione, tecnologie, linee, materiali pregiati, e una serie di collaborazioni esclusive nella creazione di lampade uniche e innovative: per forma e contenuto, estetica e funzionalità.

È la via del successo, che da Venezia porta Studio Italia Design ad accendere l'interruttore sull'estero, in oltre 90 paesi in tutto il mondo: per diventare oggi uno dei brand italiani nel settore dell'illuminazione più evoluti a livello internazionale.

Spazio alla creatività. In tutte le sue forme.

Ogni strada ha i suoi confini e per superarli servono occhi, sensibilità, competenze ed emozioni diverse capaci di interpretare un mondo che cambia. Così Studio Italia Design ha deciso di farsi accompagnare da designer, ricercatori e progettisti famosi di varie nazionalità e background. Un pool di creativi che insieme al brand reinterpretano gli oggetti come veri e propri elementi di arredo, dove la sorgente luminosa è libera di giocare con i volumi, i riflessi, le trasparenze, le linee e tutte le sfumature della materia. Infinite nuove collezioni unite dall'eccellenza produttiva di sempre.

Per illuminare ogni esigenza dell'abitare.

Il percorso dell'innovazione passa anche attraverso la massima personalizzazione: la possibilità di rispondere ai nuovi stili di vita grazie a prodotti pensati ad hoc per i vari contesti dell'abitare e a soluzioni su misura studiate insieme ai protagonisti dell'architettura contemporanea.

Ancora una nuova frontiera che Studio Italia Design percorre nel solco della sua esperienza: integrando materiali eterogenei, classicismo e avanguardia, artigianato e tecnologia. Uno sguardo a quella strada dove tutto è iniziato e l'entusiasmo di raggiungere la prossima destinazione.

STUDIO
ITALIA DESIGN
LIGHTING MAKERS

Indice Alfabetico/Alphabetic Index



A-Tube 262



A-Tube Nano 270



Beetle 246



Blow 184



Bugia 22



Domino 82



Frozen 64



Grace 236



Kelly 198



Kelly Cluster 220



Laser Cube 138



Make-Up 256



Millo 188



Nostalgia 144



Nuvola 288



Pin-Up 46



Puzzle 102



Puzzle Twist 116



Puzzle Round 124



Rain 30



Shelf 76



Sky-Fall 8



Spider 88




Thor 280




Vapor 294

SUSPENSIONS



- A-Tube 262
- A-Tube Nano 270
- Frozen 64
- Grace 236
- Kelly 198
- Kelly Cluster 220
- Nostalgia 144
- Nuvola 288
- Puzzle 102
- Rain 30
- Sky-Fall 8
- Spider 88




- Beetle 246
- Domino 82
- Grace 236
- Kelly 198
- Laser Cube 138
- Make-Up 256
- Millo 188
- Pin-Up 46
- Puzzle 102
- Puzzle Round 124
- Puzzle Twist 116
- Shelf 76
- Thor 280

CEILING






- A-Tube 262
- Beetle 246
- Bugia 22
- Frozen 64
- Grace 236
- Make-Up 256
- Millo 188
- Pin-Up 46
- Puzzle 102
- Puzzle Round 124
- Puzzle Twist 116
- Thor 280



- Kelly 198
- Puzzle Twist 116
- Vapor 294



- Blow 184
- Kelly 198



SKYFALL

design: Studio Italia Design 2014

LA FORMA RICORDA I DECANTER DEI VINI PREGIATI IN PREZIOSO VETRO SOFFIATO CHE SI FONDONO CON IL PROGRESSO, UNENDO COSI' LA MAESTRIA NELL'ARTE DEL VETRO CON LE NUOVISSIME TECNOLOGIE LED. STRABILIANTE NELLE FINITURE PREZIOSE.

ITS SHAPE REMINDS YOU OF THE PRECIOUS BLOWN GLASS DECANTERS USED FOR HIGH QUALITY WINES AND AT THE SAME TIME SHOW PROGRESS, PUTTING TOGETHER THE SKILL IN THE ART OF BLOWN GLASS AND THE MOST UP TO DATE LED TECHNOLOGIES. AMAZING WITH PRECIOUS FINISHES.





SKYFALL
STUDIO
ITALIA
DESIGN





SKYFALL







SKY - FALL

MODELLO | MODEL LAMPADINA | LAMP MONTATURA | FRAME DIFFUSORE | DIFFUSER CODICE | CODE

Sky-Fall Medium Suspension | Sospensione

<p>[SO1]</p>	<p>2700K 2x10W 1895 lm LED COB 350 mA CRI 95 MacAdam 3-Step</p> <p>LED incluso LED included</p>	<p>romo chrome</p> <p>Metallo Metal</p>	<p>cristallo crystal</p> <p>rame lucido metallizzato metallized glossy copper</p> <p>romo chrome</p> <p>oro rosa rose gold</p> <p>Vetro Soffiato Blown Glass</p>	<p>148001</p> <p>148002</p> <p>148005</p> <p>148008</p>
<p>0,5 m³ CE Energy saving IP20 DIM TRIAC</p> <p>Peso netto: 1,65 Kg Confezione Packaging Peso lordo: 4 Kg n. Colli: 2 Volume m³: 0,088 Weight net: 1,65 Kg Weight gross: 4 Kg n. Pack: 2 Volume m³: 0,088</p>				

Sky-Fall Large Suspension | Sospensione

<p>[SO]</p>	<p>2700K 2x10W 1895 lm LED COB 350 mA CRI 95 MacAdam 3-Step</p> <p>LED incluso LED included</p>	<p>romo chrome</p> <p>Metallo Metal</p>	<p>cristallo crystal</p> <p>rame lucido metallizzato metallized glossy copper</p> <p>romo chrome</p> <p>oro rosa rose gold</p> <p>Vetro Soffiato Blown Glass</p>	<p>148003</p> <p>148004</p> <p>148006</p> <p>148007</p>
<p>0,5 m³ CE Energy saving IP20 DIM TRIAC</p> <p>Peso netto: 3,05 Kg Confezione Packaging Peso lordo: 6,5 Kg n. Colli: 2 Volume m³: 0,180 Weight net: 3,05 Kg Weight gross: 6,5 Kg n. Pack: 2 Volume m³: 0,180</p>				

Lights Track Short | Binario Lineare Multiplo Corto




<p>[TRIS]</p>	<p>Binario lineare multiplo mod. Sky-Fall massimo 3 sospensioni</p> <p>Multiple linear track mod. Sky-Fall max 3 suspensions</p>	<p>bianco opaco 9010 matt white 9010</p> <p>Metallo Metal</p>	<p>no none</p>	<p>154031</p>
<p>CE IP30</p> <p>Peso netto: 4,6 Kg Confezione Packaging Peso lordo: - Kg n. Colli: 1 Volume m³: 0,028 Weight net: 4,6 Kg Weight gross: - Kg n. Pack: 1 Volume m³: 0,028</p>				

Lights Track Long | Binario Lineare Multiplo Lungo

<p>[TR2S]</p>	<p>Binario lineare multiplo mod. Sky-Fall massimo 5 sospensioni</p> <p>Multiple linear track mod. Sky-Fall max 5 suspensions</p>	<p>bianco opaco 9010 matt white 9010</p> <p>Metallo Metal</p>	<p>no none</p>	<p>154032</p>
<p>CE IP30</p> <p>Peso netto: 8,2 Kg Confezione Packaging Peso lordo: - Kg n. Colli: 1 Volume m³: 0,036 Weight net: 8,2 Kg Weight gross: - Kg n. Pack: 1 Volume m³: 0,036</p>				

Note | Notes: I Binari **TRIS** e **TR2S** sono utilizzabili solo con le sospensioni Sky-Fall che dovranno essere separate dai rosoni ed installate sui binari.
TRIS and **TR2S** Lights Traks are only for Sky-Fall suspensions. Each pendent should be separated from the canopy and installed on the track.

THE
LIGHTING
MAKERS
2016



BUGIA

design: Andrea Tosetto 2016

DAI NOSTRI SOFFITTI DIFFONDE UNA LUCE DIRETTA E DIFFUSA UNENDO LA BRILLANTEZZA DELLE LENTI ALLA LINEA PULITA E PERFETTA DEL CERCHIO. BELLISSIMA NELLE FINITURE PREZIOSE.

FROM OUR CEILINGS THIS FIXTURE DIFFUSES BOTH DIRECT AND INDIRECT LIGHT, JOINING THE PERFECTION OF OUR LENSES WITH THE PLEASING ROUND SHAPES OF A CIRCLE. ENRICHED WITH PRECIOUS DETAILING.



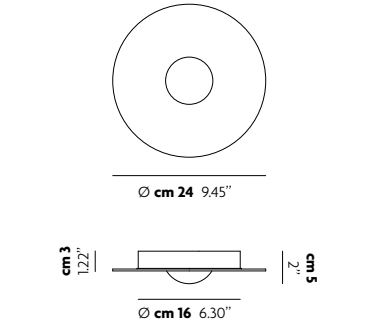
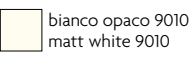







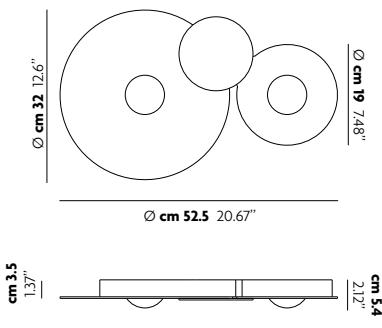
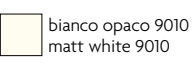







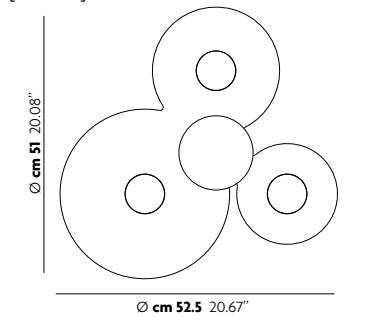
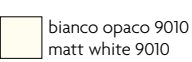









BUGIA
STUDIO
ITALIA
DESIGN



BUGIA



MODELLO MODEL	LAMPADINA LAMP	MONTATURA FRAME	DIFFUSORE DIFFUSER	CODICE CODE
Bugia Single Ceiling Plafoniera				
[PL1-PL4] 	PL1 2700K 18W 1500 lm LED 210-250V CRI 90 MacAdam 3-Step o/or PL4 3000K 18W 1600 lm LED 210-250V CRI 90 MacAdam 3-Step LED incluso LED included	 bianco opaco 9010 matt white 9010 Metallo Metal	 oro gold  cromo chrome  rame lucido glossy copper <hr/>  oro gold  cromo chrome  rame lucido glossy copper Plexiglass Plexiglass	161001 161002 161003 161004 161005 161006
 Peso netto: 0.8 Kg Confezione Packaging Peso lordo: - Kg n. Colli: 2 Volume m ³ : 0.017 Weight net: 0.8 Kg Weight gross: - Kg n. Pack: 2 Volume m ³ : 0.017				
Bugia Double Ceiling Plafoniera				
[PL2-PL5] 	PL2 2700K 2x18W 3000 lm LED 210-250V CRI 90 MacAdam 3-Step o/or PL5 3000K 2x18W 3200 lm LED 210-250V CRI 90 MacAdam 3-Step LED incluso LED included	 bianco opaco 9010 matt white 9010 Metallo Metal	 oro gold  cromo chrome  rame lucido glossy copper <hr/>  oro gold  cromo chrome  rame lucido glossy copper Plexiglass Plexiglass	161007 161008 161009 161010 161011 161012
 Peso netto: 2.05 Kg Confezione Packaging Peso lordo: - Kg n. Colli: 2 Volume m ³ : 0.042 Weight net: 2.05 Kg Weight gross: - Kg n. Pack: 2 Volume m ³ : 0.042				
Bugia Triple Ceiling Plafoniera				
[PL3-PL6] 	PL3 2700K 3x18W 4500 lm LED 210-250V CRI 90 MacAdam 3-Step o/or PL6 3000K 3x18W 4800 lm LED 210-250V CRI 90 MacAdam 3-Step LED incluso LED included	 bianco opaco 9010 matt white 9010 Metallo Metal	 oro gold  cromo chrome  rame lucido glossy copper <hr/>  oro gold  cromo chrome  rame lucido glossy copper Plexiglass Plexiglass	161013 161014 161015 161016 161017 161018
 Peso netto: 2.8 Kg Confezione Packaging Peso lordo: - Kg n. Colli: 2 Volume m ³ : 0.046 Weight net: 2.8 Kg Weight gross: - Kg n. Pack: 2 Volume m ³ : 0.046				

Note | Notes: LED con alimentazione diretta a tensione di rete (non necessita di driver LED). Dimmerabile con variatore a taglio di fase.
LED with direct power supply to the AC line voltage (LED driver not required). Dimmable with phase cut dimming.



RAIN

design: Andrea Tosetto 2015

COME PIOGGIA DI PRIMAVERA, PUÒ ASSUMERE LE COMPOSIZIONI PIÙ DIVERSE GRAZIE ALLA SUA MODULARITÀ. I SUOI DETTAGLI COLORATI NELLA PARTE SUPERIORE LA RENDONO UNICA E SEMPRE DIVERSA. HA LINEE SEMPLICI E MINIMALISTE, SPETTACOLARE QUANDO INSTALLATE IN CLUSTER.

AS RAINDROPS IN THE SPRINGTIME THEY CAN CREATE THE LARGEST VARIETY OF COMPOSITIONS THANKS TO THEIR MODULARITY. COLOUR ACCENTS MAKE THEM UNIQUE AND ALWAYS DIFFERENT. WITH A SIMPLE AND MINIMALIST OUTLINE THEY'RE SPECTACULAR WHEN INSTALLED IN A CLUSTER.



RAIN
STUDIO
ITALIA
DESIGN



THE
LIGHTING
MAKERS
2016








**RAIN
STUDIO
ITALIA
DESIGN**



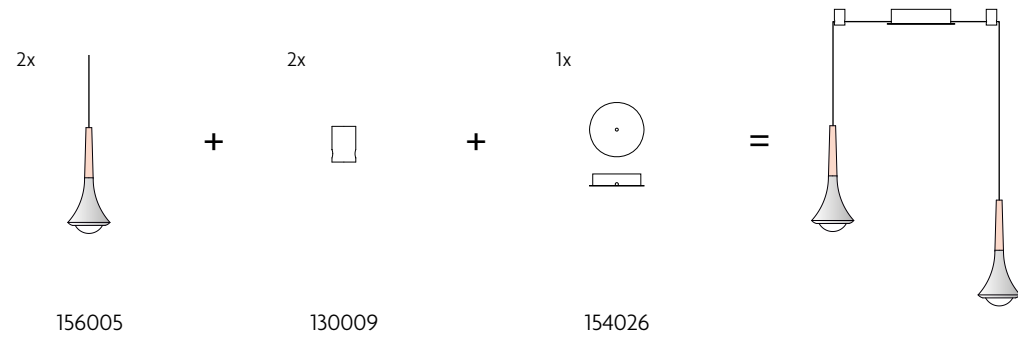




RAIN composition

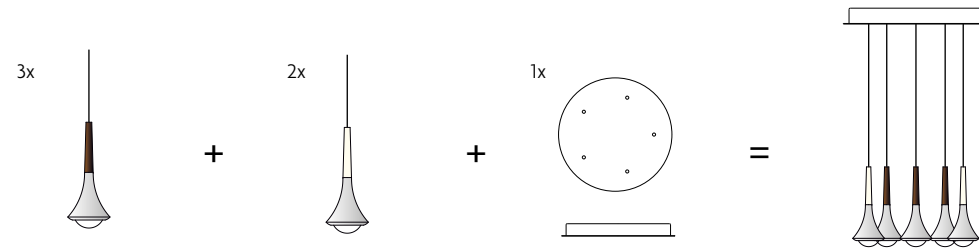
Rain example of composition

[Ex: 2] Double Opposed Suspensions | Sospensioni Contrapposte



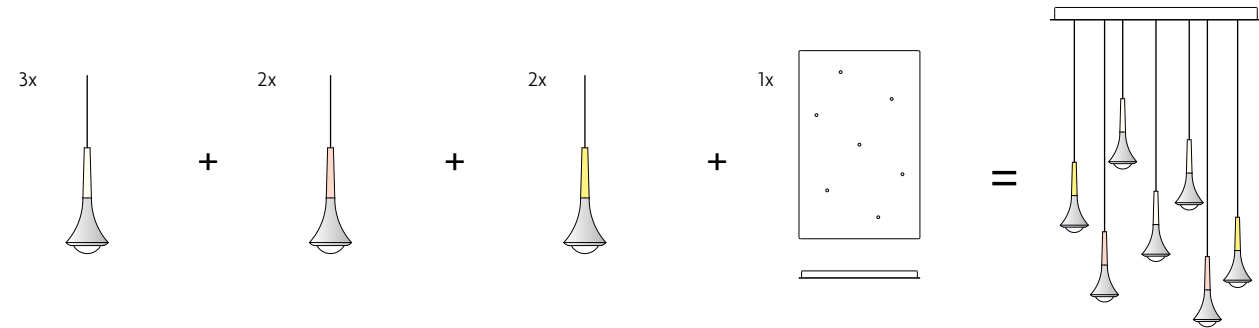
codice | code 156005 130009 154026

[Ex: 2] Cluster 5 Lights Composition | Composizione 5 Luci



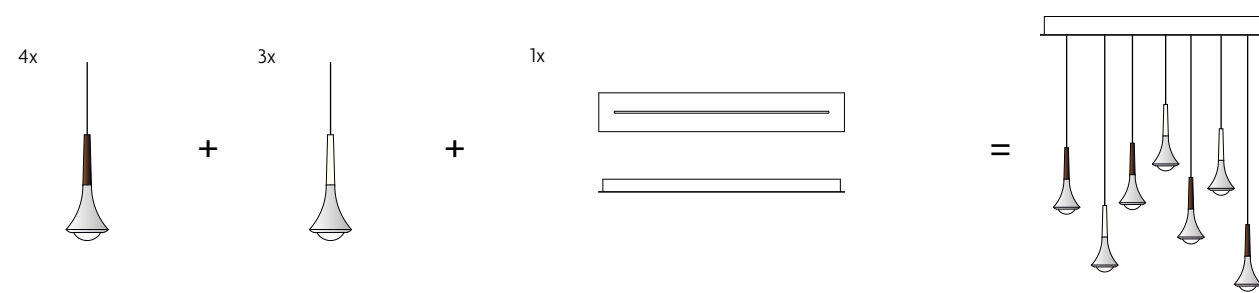
codice | code 156003 156001 154015

[Ex: 3] Cluster Rectangular 7 Lights Composition | Composizione 7 Rettangolare Luci



codice | code 156001 156005 156004 154019

[Ex: 4] Short Track with 7 Lights | Binario Lineare Multiplo Corto 7 Luci



codice | code 156003 156001 154029

Note | Notes:

RAIN

MODELLO | MODEL

LAMPADINA | LAMP

MONTATURA | FRAME

DECORO | DECOR



CODICE | CODE

Rain Suspension | Sospensione

<p>[SO]</p> <p>LED 2700K 12W 800 lm 210-250V CRI 90 MacAdam 3-Step</p> <p>LED incluso LED included</p>	<p>2700K 12W 800 lm 210-250V CRI 90 MacAdam 3-Step</p> <p>LED LED incluso LED included</p> <p>Metallo Metal</p>	<p>Metallo Metal</p>	<p>bianco opaco 9010 matt white 9010</p> <p>cromo spazzolato brushed chrome</p> <p>bronzo ramato coppery bronze</p> <p>oro gold</p> <p>oro rosa rose gold</p> <p>Metallo Metal</p>	<p>156001</p> <p>156002</p> <p>156003</p> <p>156004</p> <p>156005</p>
<p>Peso netto: 0,34 Kg Confezione Packaging Peso lordo: 0,45 Kg n. Colli: 2 Volume m³: 0,001 Weight net: 0,34 Kg Weight gross: 0,45 Kg n. Pack: 2 Volume m³: 0,001</p>				

Le sospensioni devono essere installate sui **rosoni** presenti alle pagine 300-304
The pendants must be installed with one of the **canopy** options listed on page 300-304
Les suspensions doivent être installées sur les **patères** présentées dans les pages 300-304
Die Hängeleuchten sollen auf die **Rosetten** auf Seiten 300-304 montiert werden
Las lámparas de suspensión se deben instalar en los **rosetones** a pagina 300-304

Note | Notes: LED con alimentazione diretta a tensione di rete (non necessita di driver LED). Dimmerabile con varialuce a taglio di fase.
LED with direct power supply to the AC line voltage (LED driver not required). Dimmable with phase cut dimming.



PINUP

design: Andrea Tosetto 2015

ACCENTI DI LUCE RACCHIUSI IN UN DESIGN ORGANICO CHE UNA VOLTA DISCHIUSI E LASCIATI LIBERI DI ILLUMINARE CIÒ CHE CI INTERESSA STUPISCONO PER LA LORO SEMPLICITÀ E BELLEZZA GRAZIE AD UN CALDO LED.

LIGHT ACCENTS ENCLOSED IN AN ESSENTIAL DESIGN, ONCE RELEASED AND FREE TO SHINE AT OUR COMMAND, THEY AMAZE WITH THE SIMPLICITY AND BEAUTY OF THEIR WARM LED SOURCE.






PIN-UP
STUDIO
ITALIA
DESIGN










THE
LIGHTING
MAKERS
2016





PINUP



PIN - UP

MODELLO | MODEL

LAMPADINA | LAMP

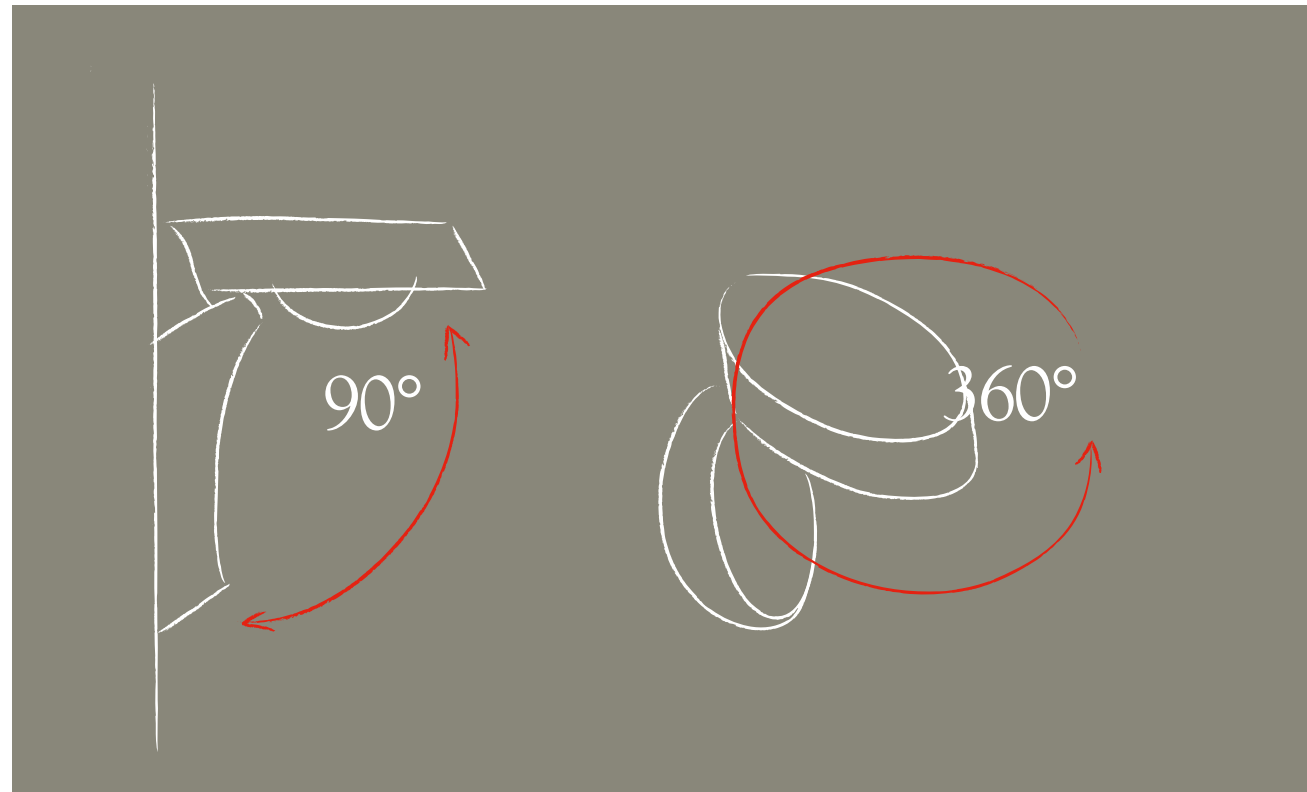
MONTATURA | FRAME

DIFFUSORE | DIFFUSER


CODICE | CODE

Pin-Up Wall & Ceiling | Parete & Plafoniera

MODELLO MODEL	LAMPADINA LAMP	MONTATURA FRAME	DIFFUSORE DIFFUSER	CODICE CODE
[AP-PL] [API-PL]	<p>AP-PL 2700K 12W 800 lm LED 210-250V CRI 90 MacAdam 3-Step</p>	<p>bianco opaco 9016 matt white 9016</p> <p>bronzio ramato coppery bronze</p> <p>cromo chrome</p>	<p>no none</p>	155001
<p>o/or</p>	<p>API-PL1 3000K 12W 850 lm LED 210-250V CRI 90 MacAdam 3-Step</p>	<p>bianco opaco 9016 matt white 9016</p> <p>bronzio ramato coppery bronze</p> <p>cromo chrome</p>		155002
<p>LED incluso LED included</p>	<p>Metallo Metal</p>	155003		
<p>0,5 m</p> <p>CE</p> <p>energy saving</p> <p>PG</p> <p>ip 40</p> <p>DIM TRIAC</p>	<p>Peso netto: Weight net: 1,15 Kg</p> <p>Confezione Packaging</p> <p>Peso lordo: Weight gross: 1,4 Kg</p> <p>n. Colli: n. Pack: 1</p> <p>Volume m³: Volume m³: 0,007</p>	155004		
<p>355°</p> <p>cm 15.5 6.10"</p> <p>cm 10 3.93"</p> <p>90°</p> <p>cm 8 3.14"</p> <p>cm 13.5 5.31"</p>		155005		
		155006		



Note | Notes: LED con alimentazione diretta a tensione di rete (non necessita di driver LED). Dimmerabile con varialuce a taglio di fase.
LED with direct power supply to the AC line voltage (LED driver not required). Dimmable with phase cut dimming.



FROZEN

design: Studio Italia Design 2015

PIATTA COME UN FOGLIO DAL DESIGN MINIMALISTA FA INTRAVEDERE I SUOI OCCHI, LENTI IN PURO CRISTALLO SIMILI A GHIACCIOLI CHE SAPRANNO DARE VITA ATTRAVERSO GLI EFFETTI LUMINOSI A TUTTI GLI AMBIENTI.

FLAT LIKE A SHEET OF PAPER WITH A MINIMALIST DESIGN THAT ALLOWS YOU TO SEE ITS EYES, LENSES MADE OF PURE CRYSTAL SIMILAR TO ICICLES WHICH WILL BRING TO LIFE ALL ENVIRONMENTS THANKS TO THE EFFECTS THEY CAN CREATE.





FROZEN
STUDIO
ITALIA
DESIGN



THE
LIGHTING
MAKERS
2016





FROZEN



FROZEN



MODELLO | MODEL

LAMPADINA | LAMP

MONTATURA | FRAME

DIFFUSORE | DIFFUSER

CODICE | CODE

Frozen Small Ceiling | Plafoniera

<p>[PL2-PL5]</p>	<p>PL5 2700K 18W 1500 lm LED 210-250V CRI 90 MacAdam 3-Step</p>	<p>bianco opaco 9016 matt white 9016</p>	<p>no none</p>	149019		
	<p>o/or</p> <p>PL2 3000K 18W 1600 lm LED 210-250V CRI 90 MacAdam 3-Step LED incluso LED included</p>	<p>bronzo ramato coppery bronze</p>		149020		
		<p>bianco opaco 9016 matt white 9016</p>		149003		
		<p>bronzo ramato coppery bronze</p>		149007		
<p>0,5 m³ CE Energy saving PG ip 40 DIM TRIAC</p>		<p>Peso netto: 1,77 Kg Weight net:</p>	<p>Confezione Packaging</p>	<p>Peso lordo: 2,2 Kg Weight gross:</p>	<p>n. Colli: 1 n. Pack:</p>	<p>Volume m³: 0,014 Volume m³:</p>

Frozen Medium Ceiling | Plafoniera

<p>[PL1-PL4]</p>	<p>PL4 2700K 2x18W 3000 lm LED 210-250V CRI 90 MacAdam 3-Step</p>	<p>bianco opaco 9016 matt white 9016</p>	<p>no none</p>	149017		
	<p>o/or</p> <p>PL1 3000K 2x18W 3200 lm LED 210-250V CRI 90 MacAdam 3-Step LED incluso LED included</p>	<p>bronzo ramato coppery bronze</p>		149018		
		<p>bianco opaco 9016 matt white 9016</p>		149002		
		<p>bronzo ramato coppery bronze</p>		149006		
<p>0,5 m³ CE Energy saving PG ip 40 DIM TRIAC</p>		<p>Peso netto: 3,27 Kg Weight net:</p>	<p>Confezione Packaging</p>	<p>Peso lordo: 4 Kg Weight gross:</p>	<p>n. Colli: 1 n. Pack:</p>	<p>Volume m³: 0,026 Volume m³:</p>

Frozen Large Ceiling | Plafoniera

<p>[PL-PL3]</p>	<p>PL3 2700K 4x18W 6000 lm LED 210-250V CRI 90 MacAdam 3-Step</p>	<p>bianco opaco 9016 matt white 9016</p>	<p>no none</p>	149015		
	<p>o/or</p> <p>PL 3000K 4x18W 6400 lm LED 210-250V CRI 90 MacAdam 3-Step LED incluso LED included</p>	<p>bronzo ramato coppery bronze</p>		149016		
		<p>bianco opaco 9016 matt white 9016</p>		149001		
		<p>bronzo ramato coppery bronze</p>		149005		
<p>0,5 m³ CE Energy saving PG ip 40 DIM TRIAC</p>		<p>Peso netto: 7,78 Kg Weight net:</p>	<p>Confezione Packaging</p>	<p>Peso lordo: 10 Kg Weight gross:</p>	<p>n. Colli: 1 n. Pack:</p>	<p>Volume m³: 0,115 Volume m³:</p>

Note | Notes: LED con alimentazione diretta a tensione di rete (non necessita di driver LED). Dimmerabile con varialuce a taglio di fase.
LED with direct power supply to the AC line voltage (LED driver not required). Dimmable with phase cut dimming.

FROZEN

MODELLO | MODEL LAMPADINA | LAMP MONTATURA | FRAME DIFFUSORE | DIFFUSER CODICE | CODE

Frozen Long Suspension | Sospensione


Model	Lamp	Frame	Diffuser	Code
[SO-SO2]	<p>SO2 2700K ▲ 2x18W 3000 lm ▼ 3x18W 4500 lm 210-250V CRI 90 MacAdam 3-Step</p> <p>LED</p>	<p>bianco opaco 9016 matt white 9016</p> <p>bronzo ramato coppery bronze</p>		149011
	o/or		no none	149012
	<p>SO 3000K ▲ 2x18W 3200 lm ▼ 3x18W 4800 lm 210-250V CRI 90 MacAdam 3-Step</p> <p>LED</p>	<p>bianco opaco 9016 matt white 9016</p> <p>bronzo ramato coppery bronze</p>		149004
	LED incluso LED included	Metallo Metal		149008
<p>0,5 m³ CE Energy saving PG 30 DIM TRIAC</p> <p>Peso netto: 14,73 Kg Confezione Packaging Peso lordo: 17 Kg n. Colli: 1 Volume m³: 0,058 Weight net: 14,73 Kg Weight gross: 17 Kg n. Pack: 1 Volume m³:</p>				

Frozen Square Suspension | Sospensione

Model	Lamp	Frame	Diffuser	Code
[SO1-SO3]	<p>SO3 2700K ▲ 1x18W 1500 lm ▼ 4x18W 6000 lm 210-250V CRI 90 MacAdam 3-Step</p> <p>LED</p>	<p>bianco opaco 9016 matt white 9016</p> <p>bronzo ramato coppery bronze</p>		149013
	o/or		no none	149014
	<p>SO1 3000K ▲ 1x18W 1600 lm ▼ 4x18W 6400 lm 210-250V CRI 90 MacAdam 3-Step</p> <p>LED</p>	<p>bianco opaco 9016 matt white 9016</p> <p>bronzo ramato coppery bronze</p>		149009
	LED incluso LED included	Metallo Metal		149010
<p>0,5 m³ CE Energy saving PG 30 DIM TRIAC</p> <p>Peso netto: 14,79 Kg Confezione Packaging Peso lordo: 17 Kg n. Colli: 1 Volume m³: 0,115 Weight net: 14,79 Kg Weight gross: 17 Kg n. Pack: 1 Volume m³:</p>				

Note | Notes: LED con alimentazione diretta a tensione di rete (non necessita di driver LED). Dimmerabile con variatore a taglio di fase.
 LED with direct power supply to the AC line voltage (LED driver not required). Dimmable with phase cut dimming.

FROZEN



SHELF

design: Studio Italia Design 2015

SOPRA LA MENSOLA NOI CI ABBIAMO MESSO LA LUCE, FACENDO INTRAVEDERE I SUOI OCCHI, LENTI IN PURO CRISTALLO CHE CREERANNO FANTASTICI GIOCHI DI LUCE SULLE VOSTRE PARETI.

WE HAVE PUT LIGHT ON THE SHELF AND THROUGH ITS' EYES (PURE CRYSTAL LENSES) WE CREATE FANTASTIC LIGHT EFFECTS ON YOUR WALLS.



SHELF
STUDIO
ITALIA
DESIGN



SHELF



MODELLO | MODEL

LAMPADINA | LAMP

MONTATURA | FRAME

DIFFUSORE | DIFFUSER


CODICE | CODE

Shelf Small Wall | Parete

<p>[AP2]</p>	<p>AP4 2700K 18W 1500 lm LED 210-250V CRI 90 MacAdam 3-Step</p>	<p>bianco opaco 9016 matt white 9016</p>	<p>no none</p>	151005		
	<p>o/or</p> <p>AP2 3000K 18W 1600 lm LED 210-250V CRI 90 MacAdam 3-Step LED incluso LED included</p>			151003		
<p>0,5 m CE Energy saving IP 40 DIM TRIAC</p>		<p>Peso netto: 0,9 Kg Weight net:</p>	<p>Confezione Packaging</p>	<p>Peso lordo: 1,1 Kg Weight gross:</p>	<p>n. Colli: 1 n. Pack:</p>	<p>Volume m³: 0,004 Volume m³:</p>

Shelf Medium Wall | Parete

<p>[AP1]</p>	<p>AP3 2700K 2x18W 3000 lm LED 210-250V CRI 90 MacAdam 3-Step</p>	<p>bianco opaco 9016 matt white 9016</p>	<p>no none</p>	151004		
	<p>o/or</p> <p>AP1 3000K 2x18W 3200 lm LED 210-250V CRI 90 MacAdam 3-Step LED incluso LED included</p>			151002		
<p>0,5 m CE Energy saving IP 40 DIM TRIAC</p>		<p>Peso netto: 1,9 Kg Weight net:</p>	<p>Confezione Packaging</p>	<p>Peso lordo: 2,4 Kg Weight gross:</p>	<p>n. Colli: 1 n. Pack:</p>	<p>Volume m³: 0,011 Volume m³:</p>





DOMINO

design: Studio Italia Design 2015

PERMETTE DI GIOCARE CON LE FORME REGALANDO AD OGNI SPOSTAMENTO EFFETTI LUMINOSI SEMPRE DIFFERENTI. COME UNA LAVAGNA, PERMETTE DI DARE SFOGO ALLA PROPRIA CREATIVITA'.

ALLOWS YOU TO PLAY WITH SHAPES GIVING DIFFERENT LIGHT EFFECTS WITH EVERY MOVEMENT OF THE SHAPE AND AS A BLACKBOARD ALLOWS TO GIVE VENT TO ONE'S CREATIVITY.





DOMINO



MODELLO | MODEL

LAMPADINA | LAMP

MONTATURA | FRAME


DIFFUSORE | DIFFUSER

CODICE | CODE

Domino Wall | Parete

<p>[AP]</p>	<p>3000K LED COB 15W 1350 lm 220-240V CRI 80 MacAdam 3-Step</p> <p>LED incluso LED included</p>	<p>bianco opaco 9016 matt white 9016</p> <p>Metallo Metal</p>	<p>no none</p>	<p>153001</p>
<p>0,5 m CE Energy saving PC IP 40 DIM TRIAC</p>		<p>Peso netto: 2 Kg Weight net:</p>	<p>Confezione Packaging Peso lordo: 3 Kg Weight gross:</p>	<p>n. Colli: 1 n. Pack : Volume m³: 0,025 Volume m³:</p>

Note | Notes: LED con alimentazione diretta a tensione di rete (non necessita di driver LED). Dimmerabile con varialuce a taglio di fase. LED with direct power supply to the AC line voltage (LED driver not required). Dimmable with phase cut dimming.



SPIDER

design: Andrea Tosetto 2016

IL CLUSTER CHE SI DIRAMA LUNGO IL SOFFITTO O DALLA PARETE PER SCENDERE IN INNUMEREVOLI GIOCHI DI LUCE, OGNUNO DI ESSI È ORIENTABILE DOVE SERVE E COME PIACE. SPETTACOLARE NELLE FINITURE PREZIOSE.

THE CLUSTER CRAWLS UP THE WALL OR ACROSS THE CEILING THEN DROPS DOWN AND PERFORMS A GREAT NUMBER OF LIGHTING EFFECTS, EACH LIGHTING BODY CAN BE ORIENTED TO SHINE LIGHT WHERE IT IS MOST REQUIRED. SPECTACULARLY PRECIOUS DETAILING FINISHES THE RANGE OFF.



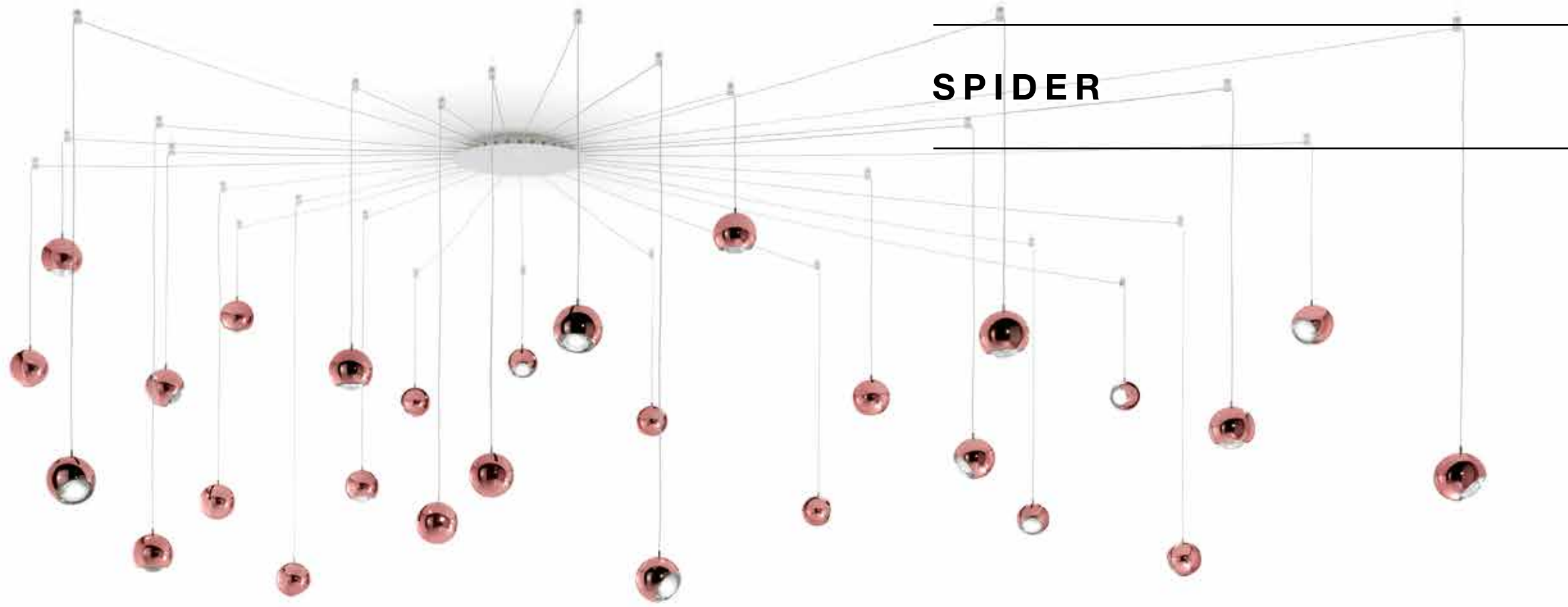


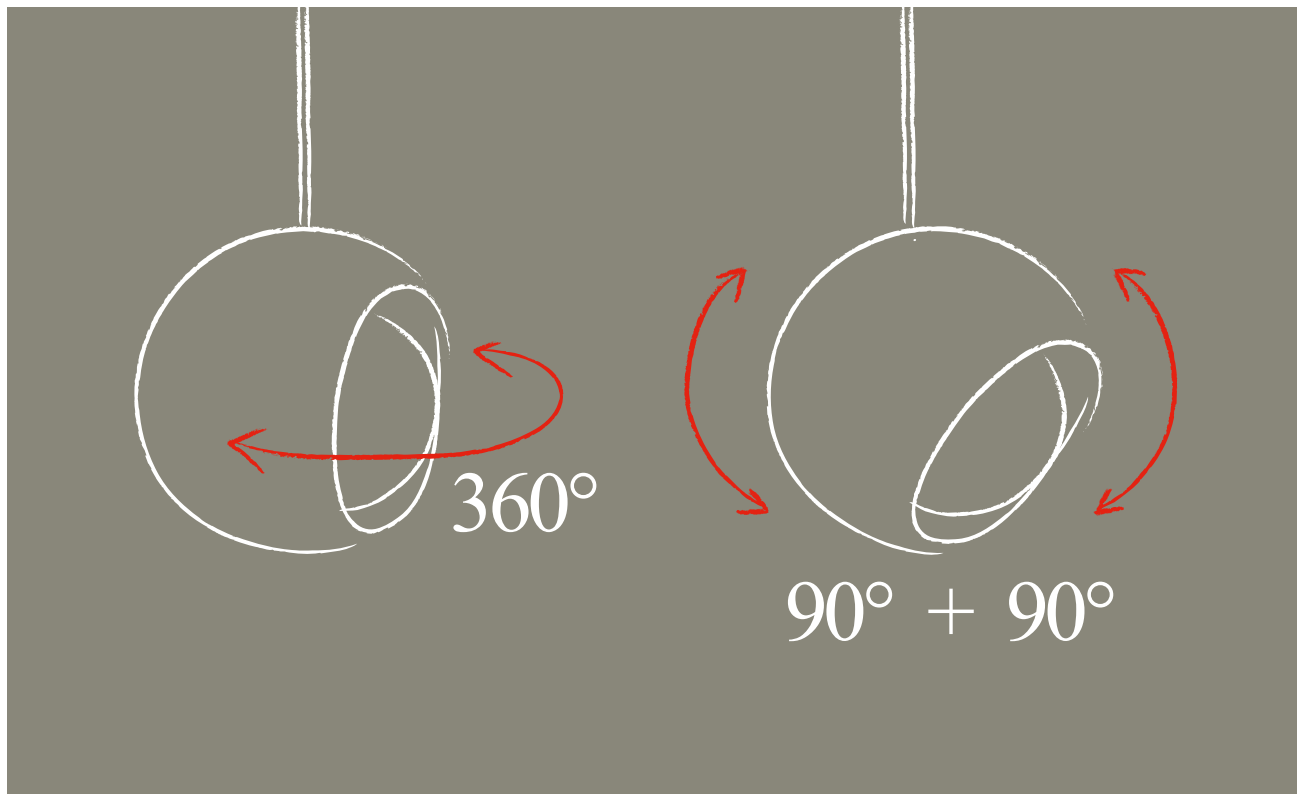
SPIDER
STUDIO
ITALIA
DESIGN





SPIDER





SPIDER composition

Spider example of composition

[Ex: 1] Single Radial Suspension Sospensione Singola Decentrata				
1x	+	1x	+	1x
=				
codice code	160004	130009	154026	
[Ex: 3] Cluster 3 Lights Composition Composizione 3 Luci				
1x	+	2x	+	1x
=				
codice code	160001	160002	154014	
[Ex: 3] Radial 4 Lights Composition Composizione 6 Luci Radiali				
2x	+	2x	+	4x
				+
=				
codice code	160004	160001	130009	154027
[Ex: 4] Short Track with 4 Lights Binario Lineare Multiplo Corto 4 Luci				
2x	+	2x	+	1x
=				
codice code	160003	160002	154029	

Note | Notes:

SPIDER




MODELLO | MODEL LAMPADINA | LAMP MONTATURA | FRAME DIFFUSORE | DIFFUSER CODICE | CODE

Spider Suspension | Sospensione

[SO1]		<p>LED</p> <p>2700K 12W 800 lm 210-250V CRI 90 MacAdam 3-Step</p>		<p>bianco opaco 9010 matt white 9010</p> <p>160001</p> <p>cromo chrome</p> <p>160002</p> <p>oro gold</p> <p>160003</p> <p>oro rosa rose gold</p> <p>160004</p>	
		LED incluso LED included	Metallo Metal	Metallo Metal	
		Peso netto: Weight net: 0.8 Kg	Confezione Packaging	Peso lordo: Weight gross: - Kg	n. Colli: n. Pack: 2
					Volume m ³ : Volume m ³ : 0.014

Le sospensioni devono essere installate sui **rosioni** presenti alle pagine 300-304
 The pendants must be installed with one of the **canopy** options listed on page 300-304
 Les suspensions doivent être installées sur les **patères** présentées dans les pages 300-304
 Die Hängeleuchten sollen auf die **Rosetten** auf Seiten 300-304 montiert werden
 Las lámparas de suspensión se deben instalar en los **rosetones** a pagina 300-304

Note | Notes: LED con alimentazione diretta a tensione di rete (non necessita di driver LED). Dimmerabile con varialuce a taglio di fase.
 LED with direct power supply to the AC line voltage (LED driver not required). Dimmable with phase cut dimming.




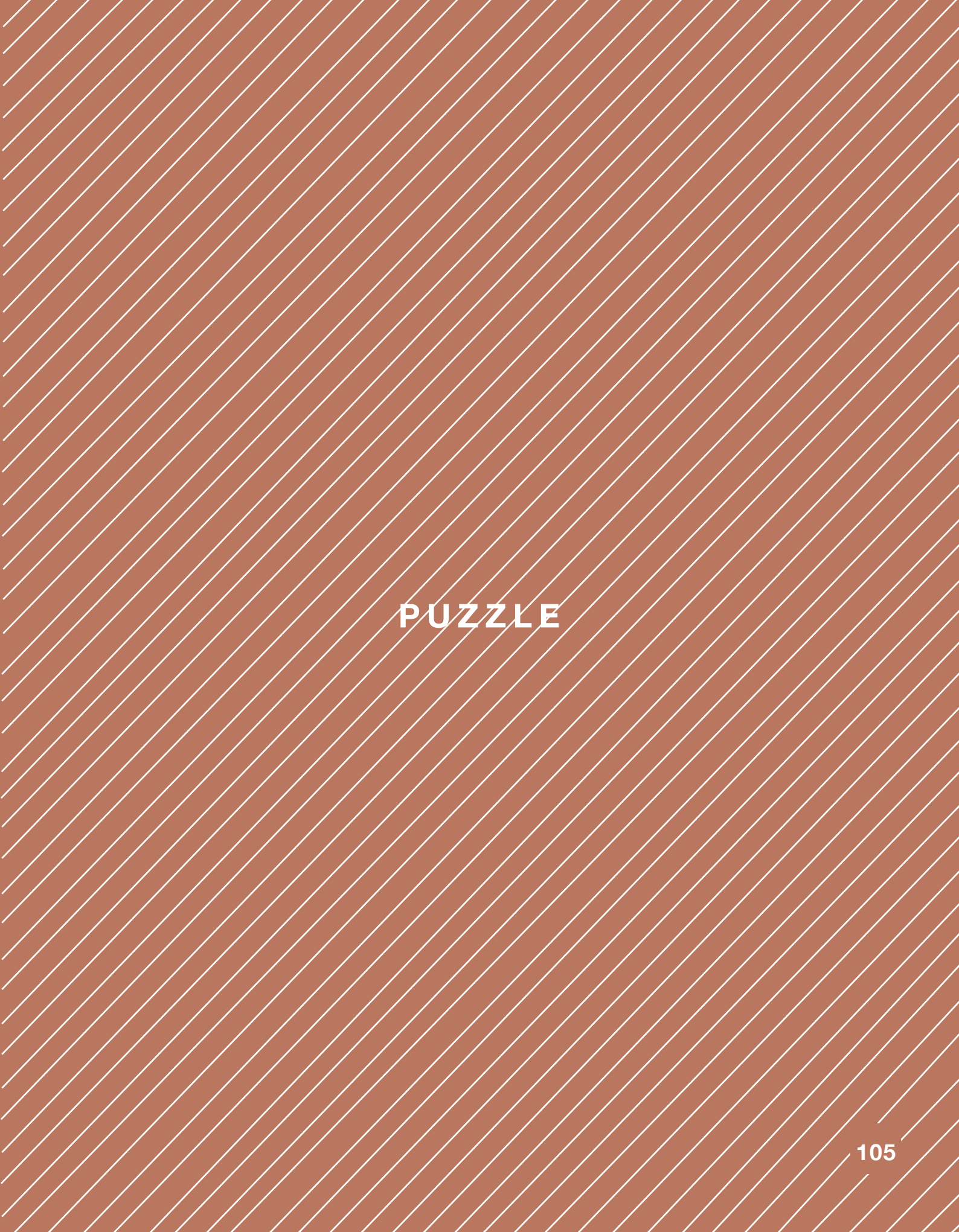
PUZZLE

design: Studio Italia Design 2014

LAMPADE CHE SCOMPAIONO NEI NOSTRI SOFFITTI E NELLE NOSTRE PARETI LASCIANDO SPAZIO ALLA LUCE CON I SUOI GIOCHI E I SUOI CAPRICCI DANDO FORMA A SUGGESTIVI GIOCHI DI LUCE.

LIGHT FITTINGS THAT DISAPPEAR IN OUR CEILINGS AND IN OUR WALLS AND GIVE SPACE TO A LIGHT THAT WITH ITS PLAYS AND WHIMS, GIVES SHAPE TO CHARMING LIGHTING EFFECTS.






PUZZLE

PUZZLE
STUDIO
ITALIA
DESIGN



PUZZLE







PUZZLE

MODELLO | MODEL LAMPADINA | LAMP MONTATURA | FRAME DIFFUSORE | DIFFUSER CODICE | CODE

Puzzle Square Wall & Ceiling | Parete & Plafoniera

	AP7-PL7 2700K 18W 1500 lm LED 210-250V CRI 90 MacAdam 3-Step	bianco opaco 9016 matt white 9016	no none	146008		
	o/or AP3-PL3 3000K 18W 1600 lm LED 210-250V CRI 90 MacAdam 3-Step LED incluso LED included			146004		
		Peso netto: 1,16 Kg Weight net:	Confezione Packaging	Peso lordo: 1,3 Kg Weight gross:	n. Colli: 1 n. Pack:	Volume m ³ : 0,012 Volume m ³ :

Puzzle Double Square Wall & Ceiling | Parete & Plafoniera

	AP6-PL6 2700K 2x18W 3000 lm LED 210-250V CRI 90 MacAdam 3-Step	bianco opaco 9016 matt white 9016	no none	146007		
	o/or AP2-PL2 3000K 2x18W 3200 lm LED 210-250V CRI 90 MacAdam 3-Step LED incluso LED included			146003		
		Peso netto: 2 Kg Weight net:	Confezione Packaging	Peso lordo: 2,8 Kg Weight gross:	n. Colli: 1 n. Pack:	Volume m ³ : 0,014 Volume m ³ :

Puzzle Square & Rectangle Wall & Ceiling | Parete & Plafoniera

	AP5-PL5 2700K 2x18W 3000 lm LED 210-250V CRI 90 MacAdam 3-Step	bianco opaco 9016 matt white 9016	no none	146006		
	o/or API-PL1 3000K 2x18W 3200 lm LED 210-250V CRI 90 MacAdam 3-Step LED incluso LED included			146002		
		Peso netto: 2,85 Kg Weight net:	Confezione Packaging	Peso lordo: 4,8 Kg Weight gross:	n. Colli: 1 n. Pack:	Volume m ³ : 0,020 Volume m ³ :

Puzzle Double Rectangle Wall & Ceiling | Parete & Plafoniera

	AP4-PL4 2700K 2x18W 3000 lm LED 210-250V CRI 90 MacAdam 3-Step	bianco opaco 9016 matt white 9016	no none	146005		
	o/or AP-PL 3000K 2x18W 3200 lm LED 210-250V CRI 90 MacAdam 3-Step LED incluso LED included			146001		
		Peso netto: 3,69 Kg Weight net:	Confezione Packaging	Peso lordo: 5,7 Kg Weight gross:	n. Colli: 1 n. Pack:	Volume m ³ : 0,026 Volume m ³ :

Note | Notes: LED con alimentazione diretta a tensione di rete (non necessita di driver LED). Dimmerabile con varialuce a taglio di fase.
 LED with direct power supply to the AC line voltage (LED driver not required). Dimmable with phase cut dimming.

PUZZLE

MODELLO | MODEL LAMPADINA | LAMP MONTATURA | FRAME DIFFUSORE | DIFFUSER CODICE | CODE



Puzzle Medium Suspension | Sospensione

	SO1 2700K 2x18W 3000 lm LED 210-250V CRI 90 MacAdam 3-Step	bianco opaco 9016 matt white 9016	no none	146016		
	o/or SO2 3000K 2x18W 3200 lm LED 210-250V CRI 90 MacAdam 3-Step LED incluso LED included			146017		
		Peso netto: 4,6 Kg Weight net:	Confezione Packaging	Peso lordo: 5,8 Kg Weight gross:	n. Colli: 1 n. Pack:	Volume m ³ : 0,026 Volume m ³ :

Puzzle Large Suspension | Sospensione

	SO3 2700K 4x18W 6000 lm LED 210-250V CRI 90 MacAdam 3-Step	bianco opaco 9016 matt white 9016	no none	146018		
	o/or SO4 3000K 4x18W 6400 lm LED 210-250V CRI 90 MacAdam 3-Step LED incluso LED included			146019		
		Peso netto: 7 Kg Weight net:	Confezione Packaging	Peso lordo: 9 Kg Weight gross:	n. Colli: 1 n. Pack:	Volume m ³ : 0,046 Volume m ³ :

Note | Notes: LED con alimentazione diretta a tensione di rete (non necessita di driver LED). Dimmerabile con varialuce a taglio di fase.
 LED with direct power supply to the AC line voltage (LED driver not required). Dimmable with phase cut dimming.




PUZZLE TWIST

design: Studio Italia Design 2014

LAMPADE CHE SCOMPAIONO NEI NOSTRI SOFFITTI E NELLE NOSTRE PARETI LASCIANDO SPAZIO ALLA LUCE CON I SUOI GIOCHI E I SUOI CAPRICCI DANDO FORMA A SUGGESTIVI GIOCHI DI LUCE.

LIGHT FITTINGS THAT DISAPPEAR IN OUR CEILINGS AND IN OUR WALLS AND GIVE SPACE TO A LIGHT THAT WITH ITS PLAYS AND WHIMS, GIVES SHAPE TO CHARMING LIGHTING EFFECTS.





PUZZLE
TWIST
STUDIO
ITALIA
DESIGN



PUZZLE TWIST

MODELLO | MODEL LAMPADINA | LAMP MONTATURA | FRAME DIFFUSORE | DIFFUSER CODICE | CODE

Puzzle Twist Wall | Parete

<p>[AP-API]</p>	<p>AP 2700K 18W 1500 lm LED 210-250V CRI 90 MacAdam 3-Step</p>	<p>bianco opaco 9016 matt white 9016</p>	<p>no none</p>	146009	
	<p>o/or</p> <p>API 3000K 18W 1600 lm LED 210-250V CRI 90 MacAdam 3-Step</p> <p>LED incluso LED included</p>			146010	
<p>0,5 m² CE Energy saving PG IP20 DIM TRIAC</p>		<p>Peso netto: 0,88 Kg Confezione Packaging</p>	<p>Peso lordo: 1,3 Kg</p>	<p>n. Colli: 1</p>	<p>Volume m³: 0,012</p>

Puzzle Twist Ceiling | Plafoniera



<p>[PL-PL1]</p>	<p>PL 2700K 2x18W 3000 lm LED 210-250V CRI 90 MacAdam 3-Step</p>	<p>bianco opaco 9016 matt white 9016</p>	<p>no none</p>	146011	
	<p>o/or</p> <p>PL1 3000K 2x18W 3200 lm LED 210-250V CRI 90 MacAdam 3-Step</p> <p>LED incluso LED included</p>			146012	
<p>0,5 m² CE Energy saving PG IP20 DIM TRIAC</p>		<p>Peso netto: 2,47 Kg Confezione Packaging</p>	<p>Peso lordo: 3,3 Kg</p>	<p>n. Colli: 1</p>	<p>Volume m³: 0,031</p>

Puzzle Twist Floor | Terra

<p>[LT-LT1]</p>	<p>LT 2700K 2x18W 3000 lm LED 210-250V CRI 90 MacAdam 3-Step</p>	<p>bianco opaco 9016 matt white 9016</p>	<p>no none</p>	146014	
	<p>o/or</p> <p>LTI 3000K 2x18W 3200 lm LED 210-250V CRI 90 MacAdam 3-Step</p> <p>LED incluso LED included</p>			146015	
<p>0,5 m² CE Energy saving PG IP20 DIM TRIAC DIMMER included</p>		<p>Peso netto: 7,5 Kg Confezione Packaging</p>	<p>Peso lordo: 1,5 Kg</p>	<p>n. Colli: 1</p>	<p>Volume m³: 0,336</p>

THE
LIGHTING
MAKERS
2016

Note | Notes: LED con alimentazione diretta a tensione di rete (non necessita di driver LED). Dimmerabile con variatore a taglio di fase.
LED with direct power supply to the AC line voltage (LED driver not required). Dimmable with phase cut dimming.



PUZZLE ROUND

design: Studio Italia Design 2016

PER CHI PREDILIGE LE FORME MORBIDE ABBIAMO RICREATO LA NOSTRA PUZZLE SENZA SPIGOLI, ESALTANDOLA CON LA POSSIBILITÀ DI GIOCARE CON GLI EFFETTI LUMINOSI.

FOR THOSE WHO PREFER ROUND SHAPES, WE HAVE RECREATED OUR BESTSELLING PUZZLE RANGE WITHOUT SHARP EDGES, IMPROVING THE NUMERABLE LIGHTING EFFECTS THAT CAN BE CREATED.




PUZZLE
ROUND
STUDIO
ITALIA
DESIGN











PUZZLE ROUND

MODELLO | MODEL

LAMPADINA | LAMP

MONTATURA | FRAME

DIFFUSORE | DIFFUSER

CODICE | CODE




Puzzle Single Round Wall | Parete

<p>[AP-API]</p>	<p>AP 2700K 18W 1500 lm 210-250V CRI 90 MacAdam 3-Step</p> <p>LED</p>	<p>bianco opaco 9016 matt white 9016</p> <p>bronzo ramato coppery bronze</p>	<p>no none</p>	159001		
	<p>o/or</p> <p>API 3000K 18W 1600 lm 210-250V CRI 90 MacAdam 3-Step</p> <p>LED</p> <p>LED incluso LED included</p>	<p>bianco opaco 9016 matt white 9016</p> <p>bronzo ramato coppery bronze</p> <p>Metallo Metal</p>		159002	159005	
<p>0,5 m CE Energy saving PC IP 20 DIM TRIAC</p>		<p>Peso netto: 0.6 Kg Weight net:</p>	<p>Confezione Packaging</p>	<p>Peso lordo: - Kg Weight gross:</p>	<p>n. Colli: 1 n. Pack:</p>	<p>Volume m³: - Volume m³:</p>

Puzzle Double Round Wall & Ceiling | Parete & Plafoniera

<p>[AP2-PL2] [AP3-PL3]</p>	<p>AP2-PL2 2700K 2x18W 3000 lm 210-250V CRI 90 MacAdam 3-Step</p> <p>LED</p>	<p>bianco opaco 9016 matt white 9016</p> <p>bronzo ramato coppery bronze</p>	<p>no none</p>	159003		
	<p>o/or</p> <p>AP3-PL3 3000K 2x18W 3200 lm 210-250V CRI 90 MacAdam 3-Step</p> <p>LED</p> <p>LED incluso LED included</p>	<p>bianco opaco 9016 matt white 9016</p> <p>bronzo ramato coppery bronze</p> <p>Metallo Metal</p>		159004	159006	
<p>0,5 m CE Energy saving PC IP 20 DIM TRIAC</p>		<p>Peso netto: 1.1 Kg Weight net:</p>	<p>Confezione Packaging</p>	<p>Peso lordo: - Kg Weight gross:</p>	<p>n. Colli: 1 n. Pack:</p>	<p>Volume m³: - Volume m³:</p>

Note | Notes: LED con alimentazione diretta a tensione di rete (non necessita di driver LED). Dimmerabile con varialuce a taglio di fase.
LED with direct power supply to the AC line voltage (LED driver not required). Dimmable with phase cut dimming.






LASER CUBE

design: Studio Italia Design 2004/2015

E' UN CUBO IN METALLO CON L'ANIMA A LED CHE SPRIGIONA LUCE. E' IDEALE PER QUALSIASI TIPO DI AMBIENTE.

IS A METALLIC CUBE WITH A LED SOUL WHICH SPREADS IT'S LIGHT. IT IS IDEAL FOR ANY TYPE OF ENVIRONMENT.

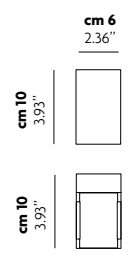




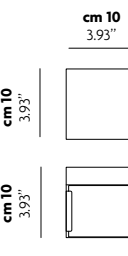
LASER

MODELLO | MODEL LAMPADINA | LAMP MONTATURA | FRAME DIFFUSORE | DIFFUSER CODICE | CODE

Laser 10x6 Led Wall | Parete



<p>[AP8-AP10]</p> 	<p>AP10 2700K 12W 800 lm 210-250V CRI 90 MacAdam 3-Step</p> <p>LED</p>	<p>bianco opaco 9010 matt white 9010</p> <p>bronzo ramato coppery bronze</p>	<p>no none</p>	036027	
	<p>o/or</p> <p>AP8 3000K 12W 850 lm 210-250V CRI 90 MacAdam 3-Step</p> <p>LED</p>	<p>bianco opaco 9010 matt white 9010</p> <p>bronzo ramato coppery bronze</p>		036028	
	<p>LED incluso LED included</p>			<p>Metallo Metal</p>	036023
					036024
<p>0,5 m³ CE Energy saving IP 30 DIM TRIAC</p>		<p>Peso netto: 0,5 Kg Confezione Packaging</p>	<p>Peso lordo: 1 Kg n. Colli: 1 n. Pack: 1</p>	<p>Volume m³: 0,002</p>	

Laser 10x10 Led Wall | Parete

<p>[AP9-AP11]</p> 	<p>AP11 2700K 18W 1500 lm 210-250V CRI 90 MacAdam 3-Step</p> <p>LED</p>	<p>bianco opaco 9010 matt white 9010</p> <p>bronzo ramato coppery bronze</p>	<p>no none</p>	036029	
	<p>o/or</p> <p>AP9 3000K 18W 1600 lm 210-250V CRI 90 MacAdam 3-Step</p> <p>LED</p>	<p>bianco opaco 9010 matt white 9010</p> <p>bronzo ramato coppery bronze</p>		036030	
	<p>LED incluso LED included</p>			<p>Metallo Metal</p>	036025
					036026
<p>0,5 m³ CE Energy saving IP 30 DIM TRIAC</p>		<p>Peso netto: 0,6 Kg Confezione Packaging</p>	<p>Peso lordo: 1,1 Kg n. Colli: 1 n. Pack: 1</p>	<p>Volume m³: 0,002</p>	

THE
LIGHTING
MAKERS
2016

Note | Notes: LED con alimentazione diretta a tensione di rete (non necessita di driver LED). Dimmerabile con varialuce a taglio di fase.
LED with direct power supply to the AC line voltage (LED driver not required). Dimmable with phase cut dimming.




NOSTALGIA

design: Dima Loginoff 2015

FORMA RETRO' CHE SI FONDE CON L'ATTUALITA', SI UNISCONO COSI' LA MAESTRIA NELL' ARTE DEL VETRO CON LA PIU' AVANZATA TECNOLOGIA LED PERMETTENDO COMPOSIZIONI AMPIE ED ARMONIOSE PER ILLUMINARE DAL TAVOLO DA PRANZO ALLA LUSSUOSA HALL DI UN GRANDE ALBERGO. STRABILIANTE NELLE FINITURE PREZIOSE....

A RETRO SHAPE WHICH BLENDS WITH MODERN LINES, IN THIS WAY THE EXPERTISE OF BLOWN GLASS PRODUCTION AND THE MOST ADVANCED LED TECHNOLOGY GET TOGETHER ALLOWING AMPLE AND BALANCED COMPOSITIONS TO LIGHT UP ANYTHING FROM A DINNER TABLE TO THE LUXURY OF A HOTEL ATRIUM WITH BREATHTAKING PRECIOUS FINISHES.





NOSTALGIA










NO-
STAL-
GIA
ROSE
GOLD





THE
LIGHTING
MAKERS
2016






NOSTALGIA



NO-
STAL-
GIA
GOLD





NOSTALGIA







NO-
STAL-
GIA
CHRO-
ME








NO-
STAL-
GIA
CRYS-
TAL







THE
LIGHTING
MAKERS
2016



BLOW

design: Pio e Tito Toso 2005

UNA CALAMITA, INFINITI FASCI DI LUCE: BLOW E' UNA LAMPADA CHE SEMPRE COLPISCE. E' ADATTA PER OGNI AMBIENTE, LA LUCE DIRETTA ATTRAVERSA IL VETRO SOFFIATO CREANDO FORTI EMOZIONI.

A MAGNET, A HUGE NUMBER OF RAYS OF LIGHT: BLOW IS A LAMP THAT ALWAYS ATTRACTS ATTENTION, IT IS SUITABLE FOR ANY ENVIRONMENT, THE DIRECT LIGHT GOES THROUGH BLOWN GLASS TO CREATE STRONG EMOTIONS.



BLOW

MODELLO | MODEL

LAMPADINA | LAMP

MONTATURA | FRAME

DIFFUSORE | DIFFUSER


CODICE | CODE

Blow Table | Tavolo

<p>[TA]</p> <p>Ø cm 26 10.23"</p> <p>cm 41 16.14"</p> <p>Ø cm 10 3.93"</p>	<p>GU4 MR11 lx max 25W eco 12V</p> <p>Lampadine non incluse Bulbs not included</p>	<p>cromo chrome</p> <p>Metallo Metal</p>	<p>crystallo crystal</p> <p>Vetro soffiato Blown Glass</p>	<p>008003</p>
<p>0,5 m CE PG IP40</p>		<p>Peso netto: 4 Kg Weight net:</p>	<p>Confezione Packaging Peso lordo: 7 Kg Weight gross:</p>	<p>n. Colli: 1 n. Pack : Volume m³: 0,101 Volume m³:</p>



Note | Notes:




MILLO

design: Marta Sansoni 2016

LA LAMPADA IN TESSUTO DALLE FORME MORBIDE ED ORGANICHE CHE DIFFONDE LA LUCE DALLE NOSTRE PARETI E SOFFITTI, UN OGGETTO D'ARREDO CHE RENDE L'AMBIENTE ESCLUSIVO.

THIS FABRIC LAMP, SOFT AND ORGANIC, DIFFUSES LIGHT AROUND THE ROOM AND AT THE SAME TIME IT FINISHES THE ENVIRONMENT IT IS IN.





MILLO
STUDIO
ITALIA
DESIGN

THE
LIGHTING
MAKERS
2016





MILLO

MODELLO | MODEL LAMPADINA | LAMP MONTATURA | FRAME DIFFUSORE | DIFFUSER CODICE | CODE

Millo Small Wall & Ceiling | Parete & Plafoniera

<p>[AP1-PL1]</p> <p>cm 60 23.62" cm 15 5.11" Ø cm 23.5 9.25"</p>	<p>E27 CFL 2x max 30W</p> <p>o/or</p> <p>E27 LED 2x max available</p> <p>Lampadine non include Bulbs not included</p>	<p>bianco opaco 9010 matt white 9010</p> <p>Metallo Metal</p>	<p>bianco white</p> <p>Tessuto Fabric</p>	<p>157001</p>
<p>0,5 m³ CE Energy saving PG IP20 DIM</p> <p>Peso netto: 1,1 Kg Confezione Packaging Peso lordo: - Kg n. Colli: 1 Volume m³: - Weight net: Weight gross: n. Pack: 1 Volume m³:</p>				

Millo Medium Wall & Ceiling | Parete & Plafoniera



<p>[AP2-PL2]</p> <p>cm 90 35.43" cm 22 8.66" Ø cm 44.5 17.51"</p>	<p>E27 CFL 4x max 30W</p> <p>o/or</p> <p>E27 LED 4x max available</p> <p>Lampadine non include Bulbs not included</p>	<p>bianco opaco 9010 matt white 9010</p> <p>Metallo Metal</p>	<p>bianco white</p> <p>Tessuto Fabric</p>	<p>157002</p>
<p>0,5 m³ CE Energy saving PG IP20 DIM</p> <p>Peso netto: 2,25 Kg Confezione Packaging Peso lordo: - Kg n. Colli: 1 Volume m³: - Weight net: Weight gross: n. Pack: 1 Volume m³:</p>				

Millo Large Wall & Ceiling | Parete & Plafoniera

<p>[AP3-PL3]</p> <p>cm 120 47.24" cm 28 11.02" Ø cm 44.5 17.51"</p>	<p>E27 CFL 4x max 30W</p> <p>o/or</p> <p>E27 LED 4x max available</p> <p>Lampadine non include Bulbs not included</p>	<p>bianco opaco 9010 matt white 9010</p> <p>Metallo Metal</p>	<p>bianco white</p> <p>Tessuto Fabric</p>	<p>157003</p>
<p>0,5 m³ CE Energy saving PG IP20 DIM</p> <p>Peso netto: 2,7 Kg Confezione Packaging Peso lordo: - Kg n. Colli: 1 Volume m³: - Weight net: Weight gross: n. Pack: 1 Volume m³:</p>				

THE
LIGHTING
MAKERS
2016

Note | Notes:




KELLY

design: Andrea Tosetto 2012/2013

IL TAGLIO LASER DA LIBERO SFOGO ALLA LUCE CREANDO GIOCHI DI LUCE ED OMBRE INTRIGANTI E PREZIOSI. CON IL SUO DESIGN SEMPLICE E SENZA TEMPO E' GIA' DIVENTATA UN MUST PER STUDIO ITALIA DESIGN.

THE LASER CUTTING ALLOWS FULL ACCESS TO THE LIGHT SOURCE CREATING INTRIGUING AND PRECIOUS LIGHT EFFECTS AND SHADES, WITH ITS SIMPLE AND TIMELESS DESIGN IT HAS ALREADY BECOME A MUST FOR STUDIO ITALIA DESIGN.











KELLY







KELLY
STUDIO
ITALIA
DESIGN

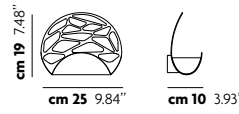


KELLY

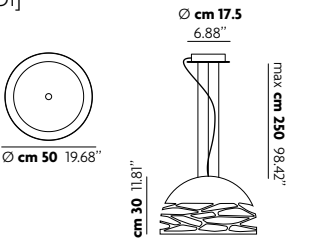


MODELLO | MODEL LAMPADINA | LAMP MONTATURA | FRAME DIFFUSORE | DIFFUSER CODICE | CODE

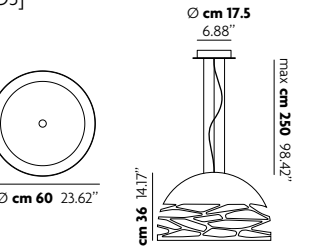
Kelly Wall | Parete

<p>[AP]</p> 	<p>2700K 18W 1500 lm LED 210-250V CRI 90 MacAdam 3-Step</p> <p>LED incluso LED included</p>	<p>bianco opaco 9010 matt white 9010</p> <p>bronzo ramato coppery bronze</p> <p>Metallo Metal</p>	<p>no none</p>	<p>141011</p> <p>141012</p>
<p>0,5 m CE Energy saving PG IP 20 DIM TRIAC</p>		<p>Peso netto: 0,8 Kg Weight net:</p>	<p>Peso lordo: 1,3 Kg Weight gross:</p>	<p>n. Colli: 1 n. Pack: 1 Volume m³: 0,017 Volume m³:</p>

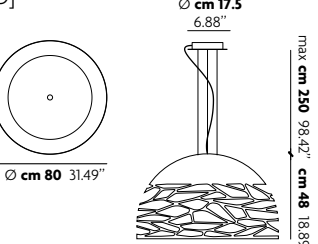
Kelly Small Dome 50 Suspension | Sospensione

<p>[SO1]</p> 	<p>E27 Classic A60 3x max 46W eco</p> <p>o/or</p> <p>E27 CFL [compact] 3x max 23W [L max cm 12]</p> <p>o/or</p> <p>E27 LED 3x max available [L max cm 12]</p> <p>Lampadine non include Bulbs not included</p>	<p>bianco opaco 9010 matt white 9010</p> <p>bronzo ramato coppery bronze</p> <p>Metallo Metal</p>	<p>bianco latte lucido glossy milk white</p> <p>Vetro Glass</p>	<p>141002</p> <p>141009</p>
<p>0,5 m CE Energy saving PG IP 20 DIM</p>		<p>Peso netto: 6 Kg Weight net:</p>	<p>Peso lordo: 9 Kg Weight gross:</p>	<p>n. Colli: 1 n. Pack: 1 Volume m³: 0,18 Volume m³:</p>

Kelly Medium Dome 60 Suspension | Sospensione

<p>[SO5]</p> 	<p>E27 Classic A60 3x max 46W eco</p> <p>o/or</p> <p>E27 CFL [compact] 3x max 23W [L max cm 12]</p> <p>o/or</p> <p>E27 LED 3x max available [L max cm 12]</p> <p>Lampadine non include Bulbs not included</p>	<p>bianco opaco 9010 matt white 9010</p> <p>bronzo ramato coppery bronze</p> <p>Metallo Metal</p>	<p>bianco latte lucido glossy milk white</p> <p>Vetro Glass</p>	<p>141013</p> <p>141014</p>
<p>0,5 m CE Energy saving PG IP 20 DIM</p>		<p>Peso netto: 7,15 Kg Weight net:</p>	<p>Peso lordo: - Kg Weight gross:</p>	<p>n. Colli: 1 n. Pack: 1 Volume m³: 0,28 Volume m³:</p>

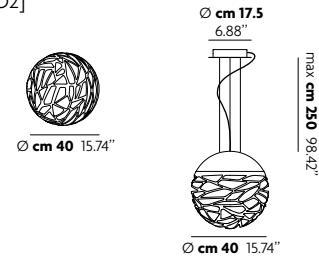
Kelly Large Dome 80 Suspension | Sospensione

<p>[SO]</p> 	<p>E27 Classic A60 4x max 46W eco</p> <p>o/or</p> <p>E27 CFL [compact] 4x max 23W [L max cm 12]</p> <p>o/or</p> <p>E27 LED 4x max available [L max cm 12]</p> <p>Lampadine non include Bulbs not included</p>	<p>bianco opaco 9010 matt white 9010</p> <p>bronzo ramato coppery bronze</p> <p>Metallo Metal</p>	<p>bianco latte lucido glossy milk white</p> <p>Vetro Glass</p>	<p>141001</p> <p>141010</p>
<p>0,5 m CE Energy saving PG IP 20 DIM</p>		<p>Peso netto: 11 Kg Weight net:</p>	<p>Peso lordo: 17,5 Kg Weight gross:</p>	<p>n. Colli: 1 n. Pack: 1 Volume m³: 0,53 Volume m³:</p>

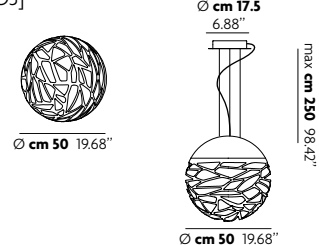
Note | Notes: **Kelly Wall** - LED con alimentazione diretta a tensione di rete (non necessita di driver LED). Dimmerabile con varialuce a taglio di fase.
Kelly Wall - LED with direct power supply to the AC line voltage (LED driver not required). Dimmable with phase cut dimming.

MODELLO | MODEL LAMPADINA | LAMP MONTATURA | FRAME DIFFUSORE | DIFFUSER CODICE | CODE

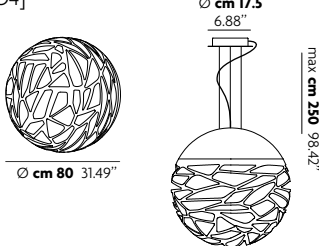
Kelly Small Sphere 40 Suspension | Sospensione

<p>[SO2]</p> 	<p>E27 Classic A60 3x max 46W eco</p> <p>o/or</p> <p>E27 CFL [compact] 3x max 23W [L max cm 12]</p> <p>o/or</p> <p>E27 LED 3x max available [L max cm 12]</p> <p>Lampadine non include Bulbs not included</p>	<p>bianco opaco 9010 matt white 9010</p> <p>bronzo ramato coppery bronze</p> <p>Metallo Metal</p>	<p>bianco latte lucido glossy milk white</p> <p>Vetro Glass</p>	<p>141003</p> <p>141250</p>
<p>0,5 m CE Energy saving PG IP 40 DIM</p>		<p>Peso netto: 5,5 Kg Weight net:</p>	<p>Peso lordo: 8 Kg Weight gross:</p>	<p>n. Colli: 2 n. Pack: 2 Volume m³: 0,164 Volume m³:</p>

Kelly Medium Sphere 50 Suspension | Sospensione

<p>[SO3]</p> 	<p>E27 Classic A60 3x max 46W eco</p> <p>o/or</p> <p>E27 CFL [compact] 3x max 23W [L max cm 12]</p> <p>o/or</p> <p>E27 LED 3x max available [L max cm 12]</p> <p>Lampadine non include Bulbs not included</p>	<p>bianco opaco 9010 matt white 9010</p> <p>bronzo ramato coppery bronze</p> <p>Metallo Metal</p>	<p>bianco latte lucido glossy milk white</p> <p>Vetro Glass</p>	<p>141004</p> <p>141269</p>
<p>0,5 m CE Energy saving PG IP 40 DIM</p>		<p>Peso netto: 9 Kg Weight net:</p>	<p>Peso lordo: 13,5 Kg Weight gross:</p>	<p>n. Colli: 2 n. Pack: 2 Volume m³: 0,285 Volume m³:</p>

Kelly Large Sphere 80 Suspension | Sospensione

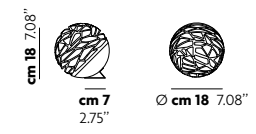
<p>[SO4]</p> 	<p>E27 Classic A60 4x max 46W eco</p> <p>o/or</p> <p>E27 CFL [compact] 4x max 23W [L max cm 12]</p> <p>o/or</p> <p>E27 LED 4x max available</p> <p>Lampadine non include Bulbs not included</p>	<p>bianco opaco 9010 matt white 9010</p> <p>bronzo ramato coppery bronze</p> <p>Metallo Metal</p>	<p>bianco latte lucido glossy milk white</p> <p>Vetro Glass</p>	<p>141005</p> <p>141270</p>
<p>0,5 m CE Energy saving PG IP 40 DIM</p>		<p>Peso netto: 15 Kg Weight net:</p>	<p>Peso lordo: 25 Kg Weight gross:</p>	<p>n. Colli: 2 n. Pack: 2 Volume m³: 1,000 Volume m³:</p>

Note | Notes:

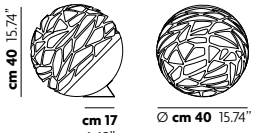
KELLY

MODELLO | MODEL LAMPADINA | LAMP MONTATURA | FRAME DIFFUSORE | DIFFUSER CODICE | CODE


Kelly Mini Sphere Standing | Appoggio

<p>[TA]</p>  <p>cm 18 7.08" cm 7 2.75" Ø cm 18 7.08"</p>	<p>LED</p> <p>2700K 12W 800 lm 210-250V CRI 90 MacAdam 3-Step</p> <p>LED incluso LED included</p>	<p>bianco opaco 9010 matt white 9010</p> <p>bronzo ramato coppery bronze</p> <p>Metallo Metal</p>	<p>bianco latte lucido glossy milk white</p> <p>Vetro Glass</p>	<p>141006</p> <p>141015</p>
<p>0,5 m³ CE energy saving PG IP40 DIM TRIAC DIMMER not included Peso netto: 3 Kg Confezione Packaging Peso lordo: 5 Kg n. Colli: 1 Volume m³: 0,027</p>				


Kelly Small Sphere Standing | Appoggio

<p>[TA1]</p>  <p>cm 40 15.74" cm 17 6.69" Ø cm 40 15.74"</p>	<p>E27 Classic A60 3x max 46W eco</p> <p>o/or</p> <p>E27 CFL [compact] 3x max 23W [L max cm 12]</p> <p>o/or</p> <p>E27 LED 3x max available [L max cm 12]</p> <p>Lampadine non incluse Bulbs not included</p>	<p>bianco opaco 9010 matt white 9010</p> <p>Metallo Metal</p>	<p>bianco latte lucido glossy milk white</p> <p>Vetro Glass</p>	<p>141007</p>
<p>0,5 m³ CE energy saving PG IP40 DIM TRIAC DIMMER not included Peso netto: 6 Kg Confezione Packaging Peso lordo: 9 Kg n. Colli: 2 Volume m³: 0,164</p>				

Kelly Large Sphere Standing | Appoggio

<p>[TA2]</p>  <p>cm 80 31.49" cm 30.5 12" Ø cm 80 31.49"</p>	<p>E27 Classic A60 4x max 46W eco</p> <p>o/or</p> <p>E27 CFL [compact] 4x max 23W</p> <p>o/or</p> <p>E27 LED 4x max available</p> <p>Lampadine non incluse Bulbs not included</p>	<p>bianco opaco 9010 matt white 9010</p> <p>Metallo Metal</p>	<p>bianco latte lucido glossy milk white</p> <p>Vetro Glass</p>	<p>141008</p>
<p>0,5 m³ CE energy saving PG IP40 DIM TRIAC DIMMER not included Peso netto: 18 Kg Confezione Packaging Peso lordo: 30 Kg n. Colli: 2 Volume m³: 1,000</p>				

THE
LIGHTING
MAKERS
2016




KELLY CLUSTER

design: Andrea Tosetto 2014

NATA DA KELLY QUESTA PICCOLA PALLINA INTAGLIATA EQUIPAGGIATA DALLA TECNOLOGIA LED PERMETTE DI CREARE DEI CLUSTER CAPACI DI SODDISFARE QUASIASI TIPO DI ESIGENZA CREANDO DELLE COMPOSIZIONI AFFASCINANTI E DI GRANDE PERSONALITA'.

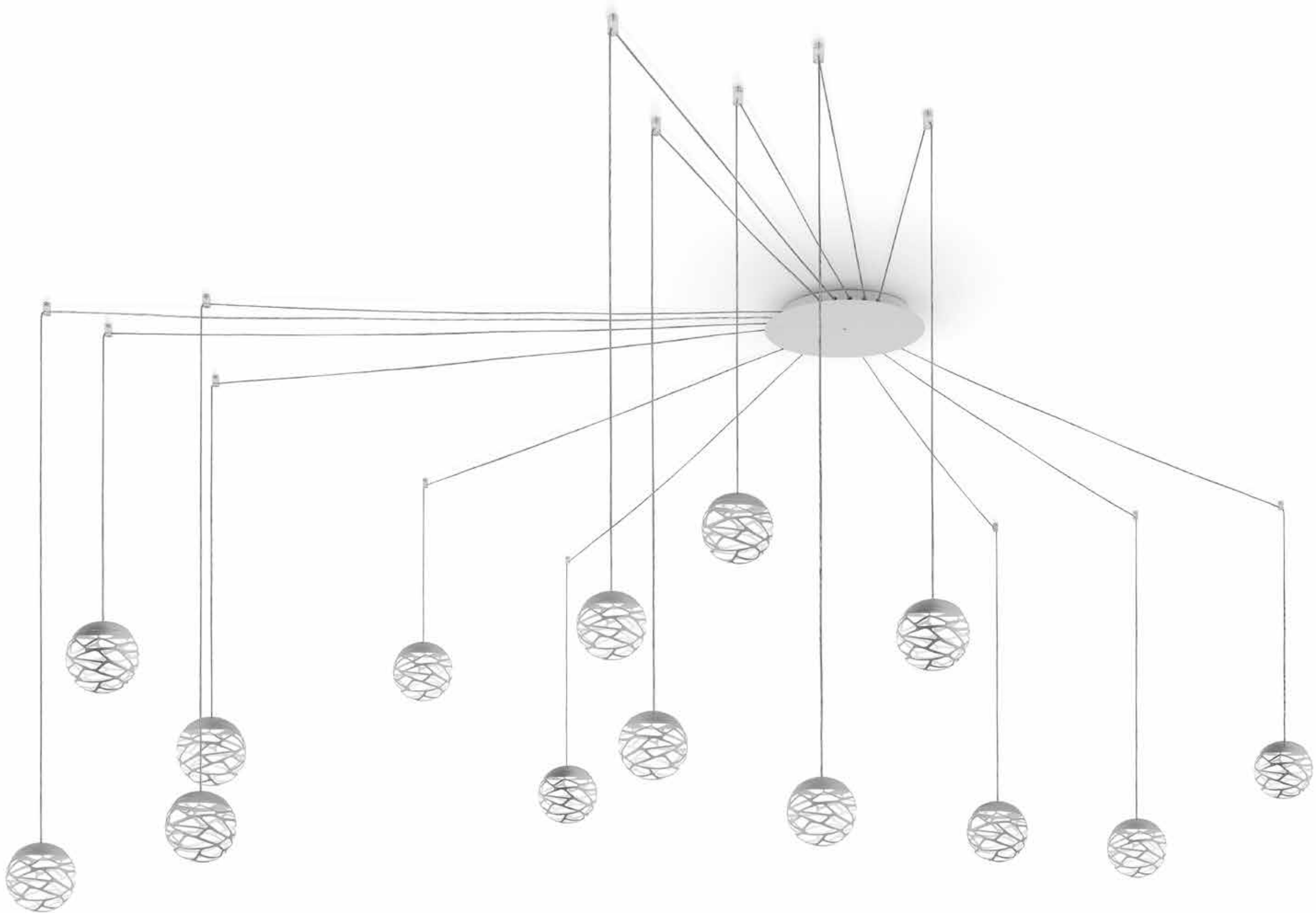
AS AN OFFSHOOT TO KELLY, THIS SMALL SCULPTED SPHERE ENHANCED BY LED TECHNOLOGY, ALLOWS YOU TO CREATE CLUSTERS ABLE TO SATISFY THE MOST DEMANDING DESIGNS BY CREATING FASCINATING COMPOSITIONS FULL OF PERSONALITY.





THE
LIGHTING
MAKERS
2016







KELLY CLUSTER






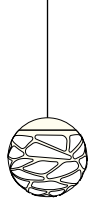


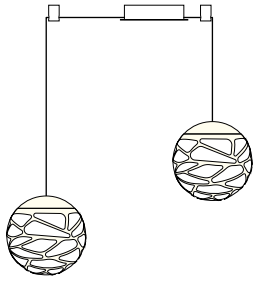
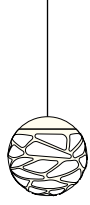

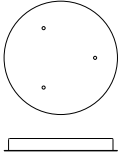

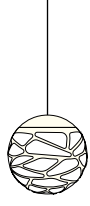


STUDIO
ITALIA DESIGN
LIGHTING MAKERS



KELLY CLUSTER

composition

Kelly Cluster example of composition


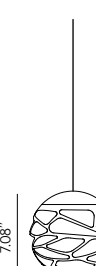
[Ex: 1] Single Radial Suspension Sospensione Singola Decentrata			
	1x	1x	=
			
codice code	147014	154024	
[Ex: 2] Double Opposed Suspensions Sospensioni Contrapposte			
	2x	2x	+
			+
		1x	=
			
codice code	147013	130009	154026
[Ex: 3] Cluster 3 Lights Composition Composizione 3 Luci			
	2x	1x	+
			+
		1x	=
			
codice code	147013	147014	154014
[Ex: 4] Short Track with 4 Lights Binario Lineare Multiplo Corto 4 Luci			
	4x	1x	=
			
codice code	147013	154029	

Note | Notes:

KELLY CLUSTER


MODELLO | MODEL LAMPADINA | LAMP MONTATURA | FRAME DIFFUSORE | DIFFUSER CODICE | CODE

Kelly Cluster Sphere Suspension | Sospensione

[SO]				
				
Ø cm 18 7.08"	max cm 300 118.11"			
	LED			
	2700K 12W 800 lm 210-250V CRI 90 MacAdam 3-Step			
		bianco opaco 9010 matt white 9010		147013
		brunzo ramato coppery bronze	bianco latte lucido glossy milk white	147014
	LED incluso LED included	Metallo Metal	Vetro Glass	
0,5 m	CE	energy saving	PG	ip 40
				DIM TRIAC
		Peso netto: Weight net: 0.8 Kg	Confezione Packaging	Peso lordo: Weight gross: 1.4 Kg
				n. Colli: n. Pack: 1
				Volume m³: Volume m³: 0.023

Le sospensioni devono essere installate sui **rosoni** presenti alle pagine 300-304
 The pendants must be installed with one of the **canopy** options listed on page 300-304
 Les suspensions doivent être installées sur les **patères** présentées dans les pages 300-304
 Die Hängeleuchten sollen auf die **Rosetten** auf Seiten 300-304 montiert werden
 Las lámparas de suspensión se deben instalar en los **rosetones** a pagina 300-304

Note | Notes: LED con alimentazione diretta a tensione di rete (non necessita di driver LED). Dimmerabile con varialuce a taglio di fase.
 LED with direct power supply to the AC line voltage (LED driver not required). Dimmable with phase cut dimming.



GRACE

design: Andrea Tosetto 2013

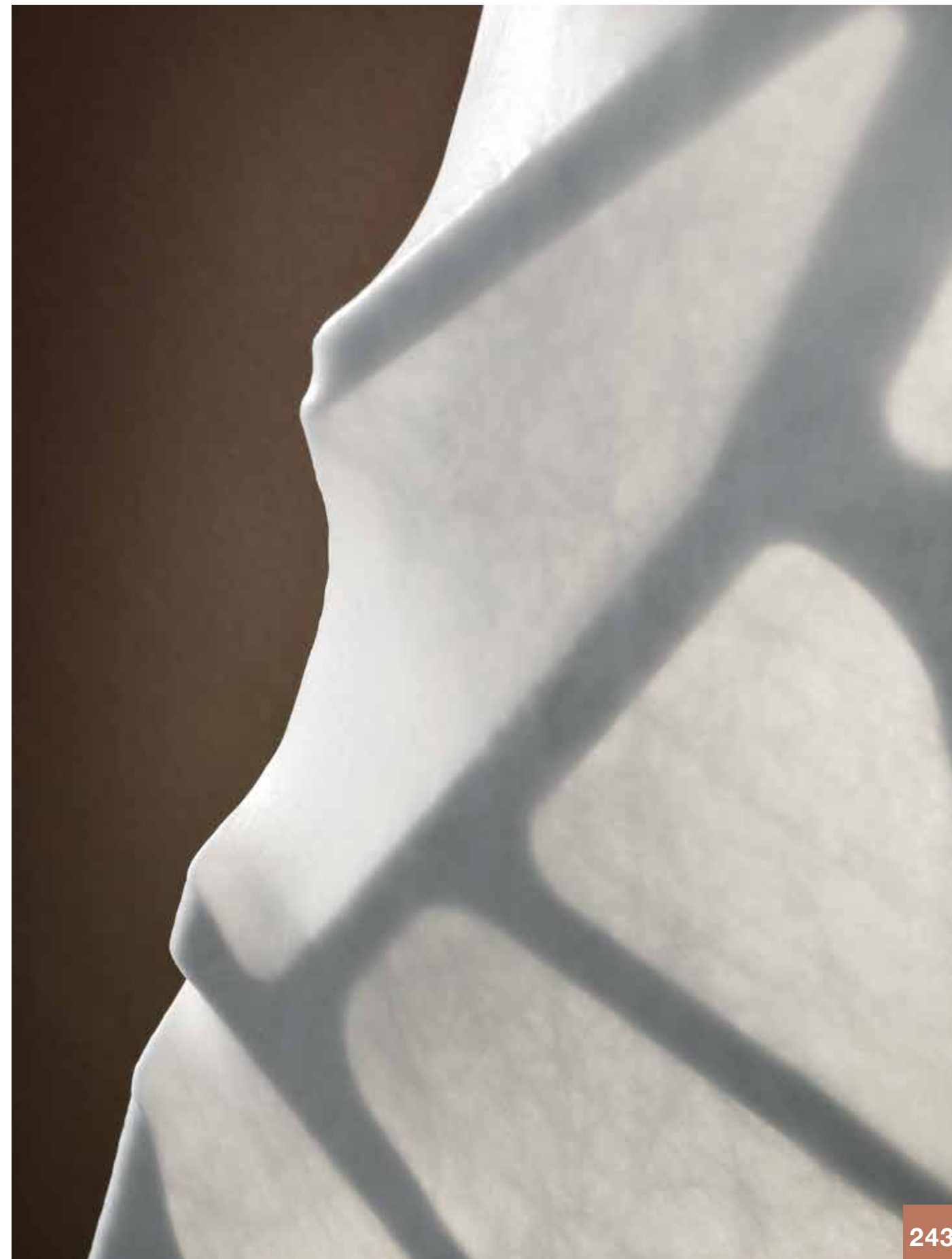

IL DECORO ORGANICO VESTITO IN MODO ELEGANTE DA UN TESSUTO INNOVATIVO IL COCOON... RENDE GLI AMBIENTI IN CUI E' INSERITA CALDI ED ACCOGLIENTI SENZA RINUNCIARE AL DESIGN CURATO E DI CLASSE.

ORGANIC DECORATION SMARTLY DRESSED WITH AN INNOVATIVE TISSUE CALLED COCOON... GRACE MAKES THE ROOMS IT IS IN FEEL WARM AND WELCOMING WITHOUT GIVING UP AN ACCURATE AND CLASSY DESIGN.





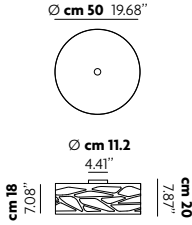




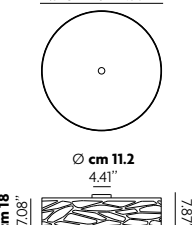
GRACE

MODELLO | MODEL LAMPADINA | LAMP MONTATURA | FRAME DIFFUSORE | DIFFUSER CODICE | CODE

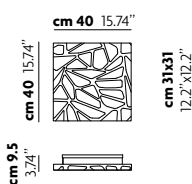
Grace Medium Cylinder Ceiling | Plafoniera

<p>[PL1]</p> 	<p>E27 Classic A60 3x max 46W eco</p> <p>o/or</p> <p>E27 CFL [compact] 3x max 23W [L max cm 12]</p> <p>o/or</p> <p>E27 LED 3x max available [L max cm 12]</p> <p>Lampadine non incluse Bulbs not included</p>	<p>bianco opaco 9010 matt white 9010</p>	<p>cocoon cocoon</p>	<p>143003</p>		
<p>0,5 m³ CE Energy saving IP30 DIM</p>		<p>Peso netto: 6 Kg Weight net:</p>	<p>Confezione Packaging</p>	<p>Peso lordo: 8.4 Kg Weight gross:</p>	<p>n. Colli: 1 n. Pack:</p>	<p>Volume m³: 0,126 Volume m³:</p>

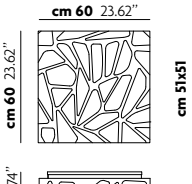
Grace Large Cylinder Ceiling | Plafoniera

<p>[PL]</p> 	<p>E27 Classic A60 3x max 46W eco</p> <p>o/or</p> <p>E27 CFL 3x max 30W</p> <p>o/or</p> <p>E27 LED 3x max available</p> <p>Lampadine non incluse Bulbs not included</p>	<p>bianco opaco 9010 matt white 9010</p>	<p>cocoon cocoon</p>	<p>143002</p>		
<p>0,5 m³ CE Energy saving IP30 DIM</p>		<p>Peso netto: 9 Kg Weight net:</p>	<p>Confezione Packaging</p>	<p>Peso lordo: 14 Kg Weight gross:</p>	<p>n. Colli: 1 n. Pack:</p>	<p>Volume m³: 0,250 Volume m³:</p>

Grace Medium Square Wall & Ceiling | Parete & Plafoniera

<p>[AP3-PL3]</p> 	<p>E27 CFL [compact] 4x max 23W [L max cm 12]</p> <p>o/or</p> <p>E27 LED 4x max available [L max cm 12]</p> <p>Lampadine non incluse Bulbs not included</p>	<p>bianco opaco 9010 matt white 9010</p>	<p>cocoon cocoon</p>	<p>143012</p>		
<p>0,5 m³ CE Energy saving IP30 DIM</p>		<p>Peso netto: 4 Kg Weight net:</p>	<p>Confezione Packaging</p>	<p>Peso lordo: 5 Kg Weight gross:</p>	<p>n. Colli: 1 n. Pack:</p>	<p>Volume m³: 0,055 Volume m³:</p>

Grace Large Square Wall & Ceiling | Parete & Plafoniera

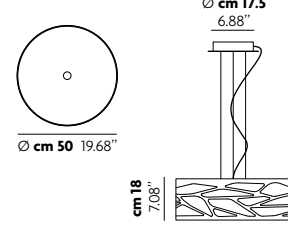
<p>[AP2-PL2]</p> 	<p>E27 CFL [compact] 4x max 23W [L max cm 12]</p> <p>o/or</p> <p>E27 LED 4x max available [L max cm 12]</p> <p>Lampadine non incluse Bulbs not included</p>	<p>bianco opaco 9010 matt white 9010</p>	<p>cocoon cocoon</p>	<p>143011</p>		
<p>0,5 m³ CE Energy saving IP30 DIM</p>		<p>Peso netto: 7 Kg Weight net:</p>	<p>Confezione Packaging</p>	<p>Peso lordo: 9,5 Kg Weight gross:</p>	<p>n. Colli: 1 n. Pack:</p>	<p>Volume m³: 0,115 Volume m³:</p>

Note | Notes:

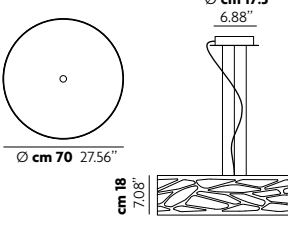
GRACE

MODELLO | MODEL LAMPADINA | LAMP MONTATURA | FRAME DIFFUSORE | DIFFUSER CODICE | CODE


Grace Medium Cylinder Suspension | Sospensione

<p>[SO1]</p> 	<p>E27 Classic A60 3x max 46W eco</p> <p>o/or</p> <p>E27 CFL [compact] 3x max 23W [L max cm 12]</p> <p>o/or</p> <p>E27 LED 3x max available [L max cm 12]</p> <p>Lampadine non incluse Bulbs not included</p>	<p>bianco opaco 9010 matt white 9010</p>	<p>cocoon cocoon</p>	<p>143005</p>		
<p>0,5 m³ CE Energy saving IP30 DIM</p>		<p>Peso netto: 7,1 Kg Weight net:</p>	<p>Confezione Packaging</p>	<p>Peso lordo: 9,1 Kg Weight gross:</p>	<p>n. Colli: 1 n. Pack:</p>	<p>Volume m³: 0,126 Volume m³:</p>

Grace Large Cylinder Suspension | Sospensione

<p>[SO]</p> 	<p>E27 Classic A60 3x max 46W eco</p> <p>o/or</p> <p>E27 CFL 3x max 30W</p> <p>o/or</p> <p>E27 LED 3x max available</p> <p>Lampadine non incluse Bulbs not included</p>	<p>bianco opaco 9010 matt white 9010</p>	<p>cocoon cocoon</p>	<p>143004</p>		
<p>0,5 m³ CE Energy saving IP30 DIM</p>		<p>Peso netto: 10,2 Kg Weight net:</p>	<p>Confezione Packaging</p>	<p>Peso lordo: 15 Kg Weight gross:</p>	<p>n. Colli: 1 n. Pack:</p>	<p>Volume m³: 0,250 Volume m³:</p>

Note | Notes:




BEETLE

design: Studio Italia Design 2014

UNA SINTESI GEOMETRICA TRA MATERIALI DUREVOLI E SORGENTI LUMINOSE MODERNE. RACCHIUDE IN SE' LA LUCE ALLO STATO PURO E LA DIFFONDE IN OGNI AMBIENTE.

A GEOMETRIC FUSION BETWEEN LONG LASTING MATERIALS AND MODERN SOURCES OF LIGHT WHICH HOLDS WITHIN LIGHT IN IT'S PURE STATE AND SHEDS IT IN ANY ENVIRONMENT.





BEETLE



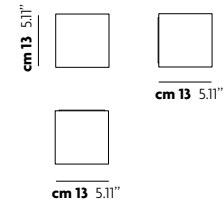
BEETLE



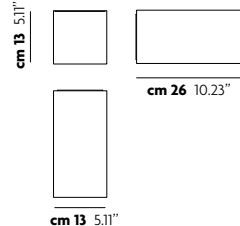
BEETLE

MODELLO | MODEL LAMPADINA | LAMP MONTATURA | FRAME DIFFUSORE | DIFFUSER CODICE | CODE

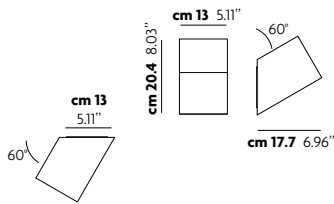
Beetle Mini Cube Wall & Ceiling | Parete & Plafoniera

<p>[AP-PL]</p> 	<p>LED</p> <p>3000K 18W 1600 lm 210-250V CRI 90 MacAdam 3-Step</p>	<p>bianco opaco 9010 matt white 9010</p>	<p>bianco/trasparente rigato white/clear ribbed</p> <p>bianco white</p>	<p>145001</p> <p>145009</p>
<p>LED incluso LED included</p>		<p>Metallo Metal</p>	<p>Polycarbonato Polycarbonate</p>	<p>Peso netto: 0,64 Kg Weight net:</p> <p>Confezione Packaging</p> <p>Peso lordo: 1,1 Kg Weight gross:</p> <p>n. Colli: 2 n. Pack :</p> <p>Volume m³: 0,009 Volume m³:</p>

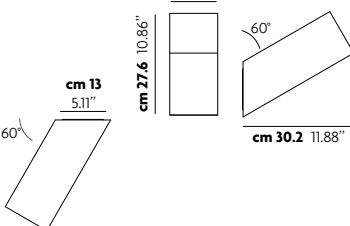
Beetle Medium Cube Wall & Ceiling | Parete & Plafoniera

<p>[AP1-PL1]</p> 	<p>LED</p> <p>3000K 18W 1600 lm 210-250V CRI 90 MacAdam 3-Step</p>	<p>bianco opaco 9010 matt white 9010</p>	<p>bianco/trasparente rigato white/clear ribbed</p>	<p>145002</p>
<p>LED incluso LED included</p>		<p>Metallo Metal</p>	<p>Polycarbonato Polycarbonate</p>	<p>Peso netto: 0,67 Kg Weight net:</p> <p>Confezione Packaging</p> <p>Peso lordo: 1,6 Kg Weight gross:</p> <p>n. Colli: 2 n. Pack :</p> <p>Volume m³: 0,017 Volume m³:</p>

Beetle Mini 60° Cube Wall & Ceiling | Parete & Plafoniera

<p>[AP2-PL2]</p> 	<p>LED</p> <p>3000K 18W 1600 lm 210-250V CRI 90 MacAdam 3-Step</p>	<p>bianco opaco 9010 matt white 9010</p>	<p>bianco/trasparente rigato white/clear ribbed</p>	<p>145003</p>
<p>LED incluso LED included</p>		<p>Metallo Metal</p>	<p>Polycarbonato Polycarbonate</p>	<p>Peso netto: 0,88 Kg Weight net:</p> <p>Confezione Packaging</p> <p>Peso lordo: 1 Kg Weight gross:</p> <p>n. Colli: 2 n. Pack :</p> <p>Volume m³: 0,009 Volume m³:</p>

Beetle Medium 60° Cube Wall & Ceiling | Parete & Plafoniera

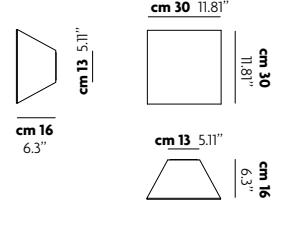
<p>[AP3-PL3]</p> 	<p>LED</p> <p>3000K 18W 1600 lm 210-250V CRI 90 MacAdam 3-Step</p>	<p>bianco opaco 9010 matt white 9010</p>	<p>bianco/trasparente rigato white/clear ribbed</p>	<p>145004</p>
<p>LED incluso LED included</p>		<p>Metallo Metal</p>	<p>Polycarbonato Polycarbonate</p>	<p>Peso netto: 0,97 Kg Weight net:</p> <p>Confezione Packaging</p> <p>Peso lordo: 1,48 Kg Weight gross:</p> <p>n. Colli: 2 n. Pack :</p> <p>Volume m³: 0,020 Volume m³:</p>

Note | Notes: LED con alimentazione diretta a tensione di rete (non necessita di driver LED). Dimmerabile con varialuce a taglio di fase.
LED with direct power supply to the AC line voltage (LED driver not required). Dimmable with phase cut dimming.

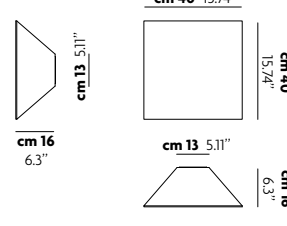
BEETLE

MODELLO | MODEL LAMPADINA | LAMP MONTATURA | FRAME DIFFUSORE | DIFFUSER CODICE | CODE

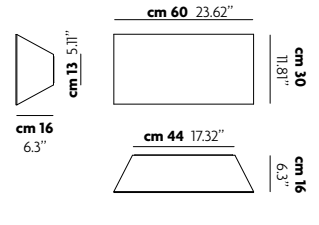
Beetle Small Pyramid Wall & Ceiling | Parete & Plafoniera

<p>[AP4-PL4]</p> 	<p>LED</p> <p>3000K 18W 1600 lm 210-250V CRI 90 MacAdam 3-Step</p>	<p>bianco opaco 9010 matt white 9010</p>	<p>bianco/trasparente rigato white/clear ribbed</p>	<p>145005</p>
<p>LED incluso LED included</p>		<p>Metallo Metal</p>	<p>Polycarbonato Polycarbonate</p>	<p>Peso netto: 1,17 Kg Weight net:</p> <p>Confezione Packaging</p> <p>Peso lordo: 2,5 Kg Weight gross:</p> <p>n. Colli: 2 n. Pack :</p> <p>Volume m³: 0,027 Volume m³:</p>



Beetle Medium Pyramid Wall & Ceiling | Parete & Plafoniera

<p>[AP5-PL5]</p> 	<p>LED</p> <p>3000K 18W 1600 lm 210-250V CRI 90 MacAdam 3-Step</p>	<p>bianco opaco 9010 matt white 9010</p>	<p>bianco/trasparente rigato white/clear ribbed</p>	<p>145006</p>
<p>LED incluso LED included</p>		<p>Metallo Metal</p>	<p>Polycarbonato Polycarbonate</p>	<p>Peso netto: 1,57 Kg Weight net:</p> <p>Confezione Packaging</p> <p>Peso lordo: 2,7 Kg Weight gross:</p> <p>n. Colli: 2 n. Pack :</p> <p>Volume m³: 0,071 Volume m³:</p>

Beetle Large Pyramid Wall & Ceiling | Parete & Plafoniera

<p>[AP6-PL6]</p> 	<p>LED</p> <p>3000K 2x18W 3200 lm 210-250V CRI 90 MacAdam 3-Step</p>	<p>bianco opaco 9010 matt white 9010</p>	<p>bianco/trasparente rigato white/clear ribbed</p>	<p>145007</p>
<p>LED incluso LED included</p>		<p>Metallo Metal</p>	<p>Polycarbonato Polycarbonate</p>	<p>Peso netto: 2,5 Kg Weight net:</p> <p>Confezione Packaging</p> <p>Peso lordo: 4,9 Kg Weight gross:</p> <p>n. Colli: 2 n. Pack :</p> <p>Volume m³: 0,13 Volume m³:</p>

Note | Notes: LED con alimentazione diretta a tensione di rete (non necessita di driver LED). Dimmerabile con varialuce a taglio di fase.
LED with direct power supply to the AC line voltage (LED driver not required). Dimmable with phase cut dimming.



MAKE-UP

design: Studio Italia Design 2015

INSPIRATE AL MONDO DEL MAKEUP DELL'ALTA MODA QUESTE LAMPADE COMPONENTI E MODULARI IN VETRO SOFFIATO CHE RACCHIUDONO UN CUORE A LED CREANO INFINITE COMPOSIZIONI TRASPORTANDO LA LUCE DOVE NON C'E'!

INSPIRED BY THE MAKEUP WORLD OF FASHION, THESE MODULAR FIXTURES MADE OF BLOWN GLASS WHICH ENCLOSE AN LED HEART CREATE AN INFINITE NUMBER OF COMPOSITIONS BRINGING LIGHT WHERE THERE ISN'T ANY.

MAKE-UP
STUDIO
ITALIA
DESIGN

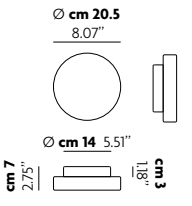


MAKEUP

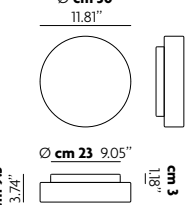


MODELLO | MODEL LAMPADINA | LAMP MONTATURA | FRAME DIFFUSORE | DIFFUSER CODICE | CODE

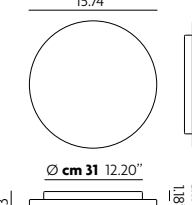
Makeup Small Wall & Ceiling | Parete & Plafoniera

<p>[AP2-PL2]</p> 	<p>LED</p> <p>3000K 12W 850 lm 210-250V CRI 90 MacAdam 3-Step</p> <p>LED incluso LED included</p>	<p>bianco opaco 9016 matt white 9016</p> <p>Metallo Metal</p>	<p>bianco latte satinato matt milk white</p> <p>Vetro Soffiato Blown Glass</p>	<p>150003</p>
<p>0,5 m² CE Energy saving PG IP 30 DIM TRIAC</p>		<p>Peso netto: 1.3 Kg Weight net:</p>	<p>Confezione Packaging</p> <p>Peso lordo: 1.8 Kg Weight gross:</p>	<p>n. Colli: 1 n. Pack : Volume m³: 0.023 Volume m³:</p>

Makeup Medium Wall & Ceiling | Parete & Plafoniera


<p>[AP1-PL1]</p> 	<p>LED</p> <p>3000K 18W 1600 lm 210-250V CRI 90 MacAdam 3-Step</p> <p>LED incluso LED included</p>	<p>bianco opaco 9016 matt white 9016</p> <p>Metallo Metal</p>	<p>bianco latte satinato matt milk white</p> <p>Vetro Soffiato Blown Glass</p>	<p>150002</p>
<p>0,5 m² CE Energy saving PG IP 30 DIM TRIAC</p>		<p>Peso netto: 2.32 Kg Weight net:</p>	<p>Confezione Packaging</p> <p>Peso lordo: 2.9 Kg Weight gross:</p>	<p>n. Colli: 1 n. Pack : Volume m³: 0.025 Volume m³:</p>

Makeup Large Wall & Ceiling | Parete & Plafoniera

<p>[AP-PL]</p> 	<p>LED</p> <p>3000K 18W 1600 lm 210-250V CRI 90 MacAdam 3-Step</p> <p>LED incluso LED included</p>	<p>bianco opaco 9016 matt white 9016</p> <p>Metallo Metal</p>	<p>bianco latte satinato matt milk white</p> <p>Vetro Soffiato Blown Glass</p>	<p>150001</p>
<p>0,5 m² CE Energy saving PG IP 30 DIM TRIAC</p>		<p>Peso netto: 3.88 Kg Weight net:</p>	<p>Confezione Packaging</p> <p>Peso lordo: 5.2 Kg Weight gross:</p>	<p>n. Colli: 1 n. Pack : Volume m³: 0.059 Volume m³:</p>

Note | Notes: LED con alimentazione diretta a tensione di rete (non necessita di driver LED). Dimmerabile con varialuce a taglio di fase.
LED with direct power supply to the AC line voltage (LED driver not required). Dimmable with phase cut dimming.

Le lampade sono collegabili tra di loro fino ad un massimo di 50 apparecchi per ogni singolo punto di alimentazione elettrica.
Lamps can be daisy chained up to a maximum of 50 devices for each point of power supply.



A-TUBE

design: Studio Italia Design 2013

UNA LUCE CHE PUNTA DIRETTA ALL'OBIETTIVO, UNA LINEA SEMPLICE CHE NON SMETTE DI RINNOVARSI. SEMPRE PIU' MODERNA E ALLA MODA, ORA ANCHE NELLA VERSIONE BRONZO.

A SOURCE OF LIGHT THAT POINTS DIRECTLY TO THE OBJECTIVE, A SIMPLE LINE THAT KEEPS RENEWING ITSELF, ALWAYS UP TO DATE AND KEEPING PACE WITH FASHION, NOW ALSO IN A BRONZE VERSION.







A-TUBE
STUDIO
ITALIA
DESIGN



A-TUBE

MODELLO | MODEL LAMPADINA | LAMP MONTATURA | FRAME DIFFUSORE | DIFFUSER CODICE | CODE

A-Tube Small Suspension | Sospensione

<p>[SO2]</p>	<p>GU10 Par 16 1x max 40W eco</p> <p>o/or</p> <p>GU10 Par 16 LED 1x max available [L max cm 8.5]</p> <p>Lampadine non include Bulbs not included</p>	<p>bianco opaco 9010 matt white 9010</p> <p>bronzo ramato coppery bronze</p> <p>Metallo Metal</p>	<p>no none</p>	<p>096017</p> <p>096027</p>
<p>0,5 m³ CE Energy saving PG IP20 DIM</p> <p>Peso netto: 1,25 Kg Confezione Packaging Peso lordo: 1,65 Kg n. Colli: 1 n. Pack: 1 Volume m³: 0,012</p>				

A-Tube Medium Suspension | Sospensione

<p>[SO3]</p>	<p>GU10 Par 16 1x max 40W eco</p> <p>o/or</p> <p>GU10 Par 16 LED 1x max available [L max cm 8.5]</p> <p>Lampadine non include Bulbs not included</p>	<p>bianco opaco 9010 matt white 9010</p> <p>bronzo ramato coppery bronze</p> <p>Metallo Metal</p>	<p>no none</p>	<p>096019</p> <p>096028</p>
<p>0,5 m³ CE Energy saving PG IP20 DIM</p> <p>Peso netto: 1,55 Kg Confezione Packaging Peso lordo: 1,9 Kg n. Colli: 1 n. Pack: 1 Volume m³: 0,016</p>				

A-Tube Large Suspension | Sospensione

<p>[SO4]</p>	<p>GU10 Par 16 1x max 40W eco</p> <p>o/or</p> <p>GU10 Par 16 LED 1x max available [L max cm 8.5]</p> <p>Lampadine non include Bulbs not included</p>	<p>bianco opaco 9010 matt white 9010</p> <p>bronzo ramato coppery bronze</p> <p>Metallo Metal</p>	<p>no none</p>	<p>096021</p> <p>096029</p>
<p>0,5 m³ CE Energy saving PG IP20 DIM</p> <p>Peso netto: 2 Kg Confezione Packaging Peso lordo: 3 Kg n. Colli: 1 n. Pack: 1 Volume m³: 0,028</p>				

Note | Notes: Le sospensioni **A-Tube** possono essere installate sui rosoni presenti alle pagine 300-305
A-Tube suspension can be installed on the canopies shown on pages 300-305

A-TUBE

MODELLO | MODEL LAMPADINA | LAMP MONTATURA | FRAME DIFFUSORE | DIFFUSER CODICE | CODE

A-Tube Mini Ceiling | Plafoniera

<p>[PL6]</p>	<p>GU10 Par 16 1x max 40W eco</p> <p>o/or</p> <p>GU10 Par 16 LED 1x max available [L max cm 9]</p> <p>Lampadine non include Bulbs not included</p>	<p>bianco opaco 9010 matt white 9010</p> <p>bronzo ramato coppery bronze</p> <p>Metallo Metal</p>	<p>no none</p>	<p>096015</p> <p>096023</p>
<p>0,5 m³ CE Energy saving PG IP20 DIM</p> <p>Peso netto: 0,2 Kg Confezione Packaging Peso lordo: 0,45 Kg n. Colli: 1 n. Pack: 1 Volume m³: 0,004</p>				

A-Tube Small Ceiling | Plafoniera

<p>[PL3]</p>	<p>GU10 Par 16 1x max 40W eco</p> <p>o/or</p> <p>GU10 Par 16 LED 1x max available [L max cm 9]</p> <p>Lampadine non include Bulbs not included</p>	<p>bianco opaco 9010 matt white 9010</p> <p>bronzo ramato coppery bronze</p> <p>Metallo Metal</p>	<p>no none</p>	<p>096007</p> <p>096024</p>
<p>0,5 m³ CE Energy saving PG IP20 DIM</p> <p>Peso netto: 0,8 Kg Confezione Packaging Peso lordo: 0,93 Kg n. Colli: 1 n. Pack: 1 Volume m³: 0,004</p>				


A-Tube Medium Ceiling | Plafoniera

<p>[PL4]</p>	<p>GU10 Par 16 1x max 40W eco</p> <p>o/or</p> <p>GU10 Par 16 LED 1x max available [L max cm 9]</p> <p>Lampadine non include Bulbs not included</p>	<p>bianco opaco 9010 matt white 9010</p> <p>bronzo ramato coppery bronze</p> <p>Metallo Metal</p>	<p>no none</p>	<p>096011</p> <p>096025</p>
<p>0,5 m³ CE Energy saving PG IP20 DIM</p> <p>Peso netto: 0,9 Kg Confezione Packaging Peso lordo: 1,5 Kg n. Colli: 1 n. Pack: 1 Volume m³: 0,016</p>				

A-Tube Large Ceiling | Plafoniera

<p>[PL5]</p>	<p>GU10 Par 16 1x max 40W eco</p> <p>o/or</p> <p>GU10 Par 16 LED 1x max available [L max cm 9]</p> <p>Lampadine non include Bulbs not included</p>	<p>bianco opaco 9010 matt white 9010</p> <p>bronzo ramato coppery bronze</p> <p>Metallo Metal</p>	<p>no none</p>	<p>096013</p> <p>096026</p>
<p>0,5 m³ CE Energy saving PG IP20 DIM</p> <p>Peso netto: 1,5 Kg Confezione Packaging Peso lordo: 2,5 Kg n. Colli: 1 n. Pack: 1 Volume m³: 0,028</p>				

Note | Notes:




A-TUBE NANO


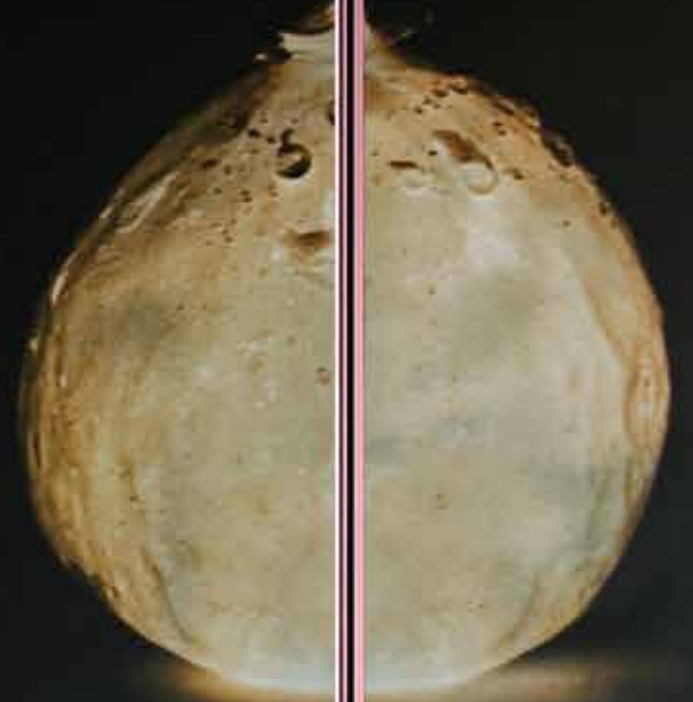
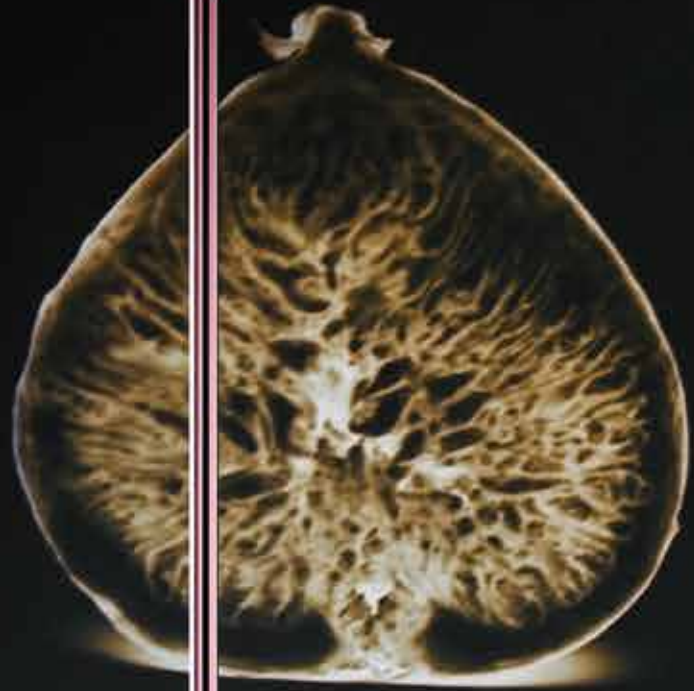
design: Studio Italia Design 2016

SOTTILE COME UNO SPILLO CREA BELLISSIME COMPOSIZIONI GRAZIE ALLA SUA MODULARITÀ. IL DETTAGLIO COLOR CRISTALLO TRASPARENTE QUANDO ILLUMINATO RISALTA COME LA RUGIADA D'INVERNO. SPETTACOLARE CON LE FINITURE PREZIOSE IN CLUSTER.

AS THIN AS A PIN, THIS RANGE ALLOWS YOU TO CREATE BEAUTIFUL CLUSTERS THANKS TO IT'S MODULARITY. THE TRANSPARENT GLASS DETAILING SHINES AS BRIGHT AS MORNING FROST IN THE SUNSHINE WHEN ILLUMINATED. SPECTACULAR WHEN CLUSTERED THANKS TO THE DETAILING.







A-TUBE
NANO
STUDIO
ITALIA
DESIGN



A-TUBE NANO composition

A-Tube Nano example of composition

[Ex: 1] Single Radial Suspension Sospensione Singola Decentrata				
1x	1x	1x	=	
codice code	158003	130009	154026	
[Ex: 2] Cluster 3 Lights Composition Composizione 3 Luci				
2x	1x	1x	=	
codice code	158005	158006	154014	
[Ex: 3] Radial 6 Lights Composition Composizione 6 Luci Radiali				
3x	3x	6x	1x	=
codice code	158003	158008	130009	154027
[Ex: 4] Short Track with 7 Lights Binario Lineare Multiplo Corto 7 Luci				
3x	4x	1x	=	
codice code	158003	158002	154029	

Note | Notes:

A-TUBE NANO

MODELLO | MODEL LAMPADINA | LAMP MONTATURA | FRAME DIFFUSORE | DIFFUSER CODICE | CODE

A-Tube Nano Small Suspension | Sospensione

[SO1]		2700K 2.5W 140 lm 210-250V CRI 80 MacAdam 3-Step LED COB	<ul style="list-style-type: none"> bianco opaco 9010 matt white 9010 cromo chrome oro gold oro rosa rose gold 	<ul style="list-style-type: none"> trasparente clear 	<ul style="list-style-type: none"> 158001 158002 158003 158004
		LED incluso LED included	Metallo Metal Policarbonato Polycarbonate		
		Peso netto: - Kg Weight net: - Kg	Confezione Packaging	Peso lordo: - Kg Weight gross: - Kg	n. Colli: 2 n. Pack: 2 Volume m ³ : 0.042

A-Tube Nano Medium Suspension | Sospensione



[SO2]		2700K 2.5W 140 lm 210-250V CRI 80 MacAdam 3-Step LED COB	<ul style="list-style-type: none"> bianco opaco 9010 matt white 9010 cromo chrome oro gold oro rosa rose gold 	<ul style="list-style-type: none"> trasparente clear 	<ul style="list-style-type: none"> 158005 158006 158007 158008
		LED incluso LED included	Metallo Metal Policarbonato Polycarbonate		
		Peso netto: - Kg Weight net: - Kg	Confezione Packaging	Peso lordo: - Kg Weight gross: - Kg	n. Colli: 2 n. Pack: 2 Volume m ³ : 0.064

A-Tube Nano Large Suspension | Sospensione

[SO3]		2700K 2.5W 140 lm 210-250V CRI 80 MacAdam 3-Step LED COB	<ul style="list-style-type: none"> bianco opaco 9010 matt white 9010 cromo chrome oro gold oro rosa rose gold 	<ul style="list-style-type: none"> trasparente clear 	<ul style="list-style-type: none"> 158009 158010 158011 158012
		LED incluso LED included	Metallo Metal Policarbonato Polycarbonate		
		Peso netto: - Kg Weight net: - Kg	Confezione Packaging	Peso lordo: - Kg Weight gross: - Kg	n. Colli: 2 n. Pack: 2 Volume m ³ : 0.086

Le sospensioni devono essere installate sui **rosoni** presenti alle pagine 300-304
 The pendants must be installed with one of the **canopy** options listed on page 300-304
 Les suspensions doivent être installées sur les **patères** présentées dans les pages 300-304
 Die Hängeleuchten sollen auf die **Rosetten** auf Seiten 300-304 montiert werden
 Las lámparas de suspensión se deben instalar en los **rósetones** a pagina 300-304

Note | Notes: LED con alimentazione diretta a tensione di rete (non necessita di driver LED). Dimmerabile con varialuce a taglio di fase.
 LED with direct power supply to the AC line voltage (LED driver not required). Dimmable with phase cut dimming.




THOR

design: Andrea Tosetto 2015

IL PIACERE DI GOVERNARE LA LUCE PROPRIO COME UN DIO MITOLOGICO, PASSANDO DA UN'ECLISSI AD UNA LUNA PIENA. AGENDO SULLA STRUTTURA STESSA SI POSSONO RICREARE CENTINAIA DI SITUAZIONI LUMINOSE DIFFERENTI.

THE PLEASURE OF RULING LIGHT JUST LIKE A MYTHOLOGICAL GOD, GOING FROM AN ECLIPSE TO A FULL MOON EFFECT. ACTING ON THE STRUCTURE ITSELF IT IS POSSIBLE TO CREATE HUNDREDS OF DIFFERENT LIGHT EFFECTS.





THE
LIGHTING
MAKERS
2016

THOR
STUDIO
ITALIA
DESIGN





MODELLO | MODEL

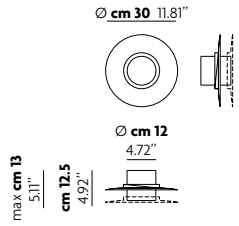
LAMPADINA | LAMP

MONTATURA | FRAME

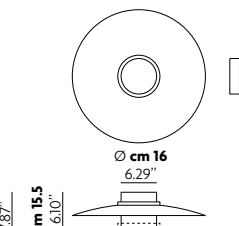
DIFFUSORE | DIFFUSER


CODICE | CODE

Thor Small Wall & Ceiling | Parete & Plafoniera

<p>[AP1-PL1]</p>  <p>max cm 13 5.11"</p> <p>cm 12.5 4.92"</p> <p>cm 30 11.81"</p> <p>cm 12 4.72"</p>	<p>LED</p> <p>3000K 18W 1600 lm 210-250V CRI 90 MacAdam 3-Step</p>	<p>bianco opaco 9010 matt white 9010</p>	<p>bianco latte lucido glossy milk white</p>	<p>152002</p>
<p>LED incluso LED included</p>		<p>Metallo Metal</p>	<p>Policarbonato Polycarbonate</p>	
<p>0,5 m² CE Energy saving PG IP40 DIM TRIAC</p>		<p>Peso netto: 1,45 Kg Weight net:</p>	<p>Confezione Packaging</p>	<p>Peso lordo: 2,1 Kg Weight gross: n. Colli: 1 n. Pack: Volume m³: 0,026</p>

Thor Medium Wall & Ceiling | Parete & Plafoniera

<p>[AP-PL]</p>  <p>max cm 20 7.87"</p> <p>cm 15.5 6.10"</p> <p>cm 60 23.62"</p> <p>cm 16 6.29"</p>	<p>LED</p> <p>3000K 2x18W 3200 lm 210-250V CRI 90 MacAdam 3-Step</p>	<p>bianco opaco 9010 matt white 9010</p>	<p>bianco latte lucido glossy milk white</p>	<p>152001</p>
<p>LED incluso LED included</p>		<p>Metallo Metal</p>	<p>Policarbonato Polycarbonate</p>	
<p>0,5 m² CE Energy saving PG IP40 DIM TRIAC</p>		<p>Peso netto: 3,7 Kg Weight net:</p>	<p>Confezione Packaging</p>	<p>Peso lordo: 5,69 Kg Weight gross: n. Colli: 1 n. Pack: Volume m³: 0,115</p>



NUVOLA

design: Denis Santachiara 2005

SOFFICE COME LE NUVOLE NEL CIELO, PUO' ESSERE PICCOLA E GRAZIOSA MA ANCHE GRANDE ED IN MOVIMENTO. A DIFFERENZA DELLE VERE NUVOLE PERO' NON PORTA PIOGGIA MA ILLUMINA I NOSTRI AMBIENTI REGALANDOCI UN TOCCO DI ESCLUSIVITA'.

SOFT LIKE THE CLOUDS IN THE SKY, IT CAN BE SMALL AND FULL OF GRACE, BUT ALSO BIG AND MOVING. UNLIKE REAL CLOUDS, THOUGH, IT DOES NOT BRING RAIN, INSTEAD IT BRINGS LIGHT TO OUR ENVIRONMENT WITH A TOUCH OF EXCLUSIVITY.







NUVOLA

MODELLO | MODEL

LAMPADINA | LAMP

MONTATURA | FRAME

DIFFUSORE | DIFFUSER

CODICE | CODE

Nuvola Mini Suspension | Sospensione

<p>[SO4]</p>	<p>E27 CFL [compact] 2x max 23W [L max cm 12]</p> <p>o/or</p> <p>E27 LED 2x max available [L max cm 12]</p> <p>Lampadine non include Bulbs not included</p>	<p>□ cromo chrome</p> <p>□ bianco white</p> <p>Metallo Metal</p>	<p>□ bianco white</p> <p>Ovatta di poliestere Polyester wadding</p>	<p>043004</p>		
<p>0,5 m³ CE Energy saving PG ip20 DIM</p>		<p>Peso netto: 2,2 Kg Weight net:</p>	<p>Confezione Packaging</p>	<p>Peso lordo: 4,6 Kg Weight gross:</p>	<p>n. Colli: 1 n. Pack :</p>	<p>Volume m³: 0,069 Volume m³:</p>

Nuvola Small Suspension | Sospensione

<p>[SO3]</p>	<p>E27 CFL [compact] 4x max 23W [L max cm 12]</p> <p>o/or</p> <p>E27 LED 4x max available [L max cm 12]</p> <p>Lampadine non include Bulbs not included</p>	<p>□ cromo chrome</p> <p>□ bianco white</p> <p>Metallo Metal</p>	<p>□ bianco white</p> <p>Ovatta di poliestere Polyester wadding</p>	<p>043003</p>		
<p>0,5 m³ CE Energy saving PG ip20 DIM</p>		<p>Peso netto: 3,5 Kg Weight net:</p>	<p>Confezione Packaging</p>	<p>Peso lordo: 5 Kg Weight gross:</p>	<p>n. Colli: 1 n. Pack :</p>	<p>Volume m³: 0,159 Volume m³:</p>


Nuvola Medium Suspension | Sospensione

<p>[SO2]</p>	<p>E27 CFL 4x max 30W</p> <p>o/or</p> <p>E27 LED 4x max available</p> <p>Lampadine non include Bulbs not included</p>	<p>□ cromo chrome</p> <p>□ bianco white</p> <p>Metallo Metal</p>	<p>□ bianco white</p> <p>Ovatta di poliestere Polyester wadding</p>	<p>043002</p>		
<p>0,5 m³ CE Energy saving PG ip20 DIM</p>		<p>Peso netto: 12,9 Kg Weight net:</p>	<p>Confezione Packaging</p>	<p>Peso lordo: 13,4 Kg Weight gross:</p>	<p>n. Colli: 2 n. Pack :</p>	<p>Volume m³: 0,173 Volume m³:</p>

Nuvola Large Suspension | Sospensione

<p>[SO1]</p>	<p>E27 CFL 8x max 30W</p> <p>o/or</p> <p>E27 LED 8x max available</p> <p>Lampadine non include Bulbs not included</p>	<p>□ cromo chrome</p> <p>□ bianco white</p> <p>Metallo Metal</p>	<p>□ bianco white</p> <p>Ovatta di poliestere Polyester wadding</p>	<p>043001</p>		
<p>0,5 m³ CE Energy saving PG ip20 DIM</p>		<p>Peso netto: 25 Kg Weight net:</p>	<p>Confezione Packaging</p>	<p>Peso lordo: 33 Kg Weight gross:</p>	<p>n. Colli: 2 n. Pack :</p>	<p>Volume m³: 0,376 Volume m³:</p>

Note | Notes: Le versioni **Nuvola Mini** e **Small** non sono motorizzate e possono essere installate sui rosoni presenti alle pagine 300-305
Nuvola Mini and **Small** are not motorized and can be installed on the canopies shown on pages 300-305



VAPOR

design: Karim Rashid 2012

SINUOSA COME UN CORPO FEMMINILE COMPOSTA DAL SUO DIFFUSORE IN POLICARBONATO AD ONDE, E' UN ELEMENTO IRRINUNCIABILE PER TUTTI GLI AMBIENTI DOVE E' RICERCATO UN DESIGN ESCLUSIVO.

WELL-ROUNDED LIKE A WOMAN'S BODY WITH ITS POLYCARBONATE WAVED DIFFUSERS, IT IS AN ELEMENT WHICH CANNOT BE ABSENT IN ENVIRONMENTS WHERE YOUR GOAL IS EXCLUSIVE DESIGN.



VAPOR

MODELLO | MODEL

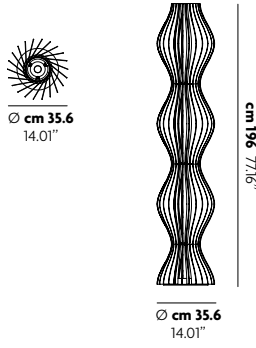
LAMPADINA | LAMP

MONTATURA | FRAME

DIFFUSORE | DIFFUSER

CODICE | CODE

Vapor Floor | Terra

<p>[LT1]</p>  <p>Ø cm 35.6 14.01"</p> <p>cm 196 77.16"</p> <p>Ø cm 35.6 14.01"</p>	<p>R7s QT-DE12 short 1x max 80W eco</p> <p>con/with _____</p> <p>E27 Classic A60 6x max 77W eco</p> <p>o/or _____</p> <p>E27 CFL 6x max 30W</p> <p>o/or _____</p> <p>E27 LED 6x max available</p> <p>Lampadine non include Bulbs not included</p>	<p>bianco opaco 9010 matt white 9010</p> <p>Metallo Metal</p>	<p>bianco opaco matt white</p> <p>Polycarbonato Polycarbonate</p>	<p>129009</p>
<p>0,5 m² CE energy saving PG IP20 DIMMER included</p>		<p>Peso netto: 24 Kg Weight net:</p>		<p>Confezione Packaging Peso lordo: 33 Kg Weight gross: n. Colli: 2 n. Pack: Volume m³: 0,412 Volume m³:</p>

VAPOR STUDIO ITALIA DESIGN



THE
LIGHTING
MAKERS
2016

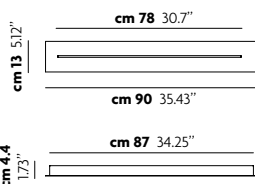
Note | Notes:

COM
PO
SITIO-
NS



TRACK system

MODELLO | MODEL INFO | INFO COLORE | COLOR SISTEMA | SYSTEM CODICE | CODE

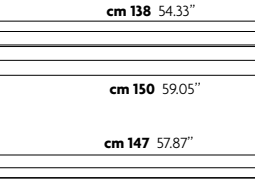
Lights Track Short | Binario Lineare Multiplo Corto

<p>[TR01]</p> 	<p>Binario lineare multiplo modello standard massimo 7 sospensioni</p> <p>Multiple linear track standard version max 7 suspensions</p>	<p>bianco opaco 9010 matt white 9010</p>	<p>Track system</p>	<p>154029</p>
<p>Metallo Metal</p>		<p>Peso netto: 5.5 Kg Weight net:</p>	<p>Confezione Packaging Peso lordo: - Kg</p>	<p>n. Colli: 1 n. Pack: 1 Volume m³: 0.028</p>



Track system Short List | Sospensioni Installabili su Binario Corto

<p>pendenti allineati pendants aligned</p> <p>in line</p>  <p>max 7 mod. A-Tube max 7 mod. A-Tube Nano max 4 mod. Kelly Cluster max 7 mod. Nostalgia Small max 4 mod. Nostalgia Medium max 3 mod. Nostalgia Large max 2 mod. Nuvola Mini max 2 mod. Nuvola Small max 7 mod. Rain max 7 mod. Spider</p>	<p>pendenti sfalsati staggered pendants</p> <p>up&down</p>  <p>max 7 mod. A-Tube max 7 mod. A-Tube Nano max 7 mod. Kelly Cluster max 7 mod. Nostalgia Small max 7 mod. Nostalgia Medium max 5 mod. Nostalgia Large max 3 mod. Nuvola Mini max 3 mod. Nuvola Small max 7 mod. Rain max 7 mod. Spider</p>
--	--

Lights Track Long | Binario Lineare Multiplo Lungo

<p>[TR02]</p> 	<p>Binario lineare multiplo modello standard massimo 11 sospensioni</p> <p>Multiple linear track standard version max 11 suspensions</p>	<p>bianco opaco 9010 matt white 9010</p>	<p>Track system</p>	<p>154030</p>
<p>Metallo Metal</p>		<p>Peso netto: 8.8 Kg Weight net:</p>	<p>Confezione Packaging Peso lordo: - Kg</p>	<p>n. Colli: 1 n. Pack: 1 Volume m³: 0.036</p>

Track system Long List | Sospensioni Installabili su Binario Lungo

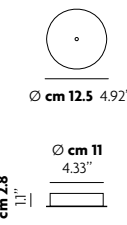
<p>pendenti allineati pendants aligned</p> <p>in line</p>  <p>max 11 mod. A-Tube max 11 mod. A-Tube Nano max 8 mod. Kelly Cluster max 11 mod. Nostalgia Small max 7 mod. Nostalgia Medium max 5 mod. Nostalgia Large max 3 mod. Nuvola Mini max 4 mod. Nuvola Small max 11 mod. Rain max 11 mod. Spider</p>	<p>pendenti sfalsati staggered pendants</p> <p>up&down</p>  <p>max 11 mod. A-Tube max 11 mod. A-Tube Nano max 11 mod. Kelly Cluster max 11 mod. Nostalgia Small max 11 mod. Nostalgia Medium max 9 mod. Nostalgia Large max 5 mod. Nuvola Mini max 7 mod. Nuvola Small max 11 mod. Rain max 11 mod. Spider</p>
---	---

Note | Notes: Le sospensioni **Sky-Fall** non possono essere installate su questi binari. Vedere alla pagina 20
The **Sky-Fall** suspensions can not be installed on this track light. Shown page 20

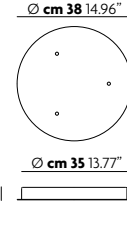
CLUSTER system

MODELLO | MODEL INFO | INFO COLORE | COLOR SISTEMA | SYSTEM CODICE | CODE

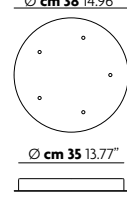
Single Canopy | Rosone Singolo

<p>[RO1]</p> 	<p>Rosone per lampada singola</p> <p>Single ceiling bracket</p>	<p>bianco opaco 9010 matt white 9010</p> <p>bronzo ramato coppery bronze</p> <p>cromo chrome</p>	<p>Single</p>	<p>154013</p> <p>154024</p> <p>156006</p>
<p>Metallo Metal</p>		<p>Peso netto: 0,4 Kg Weight net:</p>	<p>Confezione Packaging Peso lordo: 0,5 Kg</p>	<p>n. Colli: 1 n. Pack: 1 Volume m³: 0,001</p>

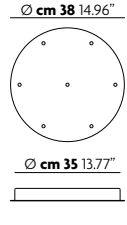
Cluster 3 Lights Round Canopy | Rosone Cluster Rotondo 3 Luci

<p>[RO3]</p> 	<p>Rosone circolare per 3 sospensioni</p> <p>Ceiling bracket for 3 suspensions</p>	<p>bianco opaco 9010 matt white 9010</p>	<p>Cluster system</p>	<p>154014</p>
<p>Metallo Metal</p>		<p>Peso netto: 3,55 Kg Weight net:</p>	<p>Confezione Packaging Peso lordo: 4,2 Kg</p>	<p>n. Colli: 1 n. Pack: 1 Volume m³: 0,025</p>

Cluster 5 Lights Round Canopy | Rosone Cluster Rotondo 5 Luci

<p>[RO5]</p> 	<p>Rosone circolare per 5 sospensioni</p> <p>Ceiling bracket for 5 suspensions</p>	<p>bianco opaco 9010 matt white 9010</p>	<p>Cluster system</p>	<p>154015</p>
<p>Metallo Metal</p>		<p>Peso netto: 3,55 Kg Weight net:</p>	<p>Confezione Packaging Peso lordo: 4,2 Kg</p>	<p>n. Colli: 1 n. Pack: 1 Volume m³: 0,025</p>

Cluster 7 Lights Round Canopy | Rosone Cluster Rotondo 7 Luci

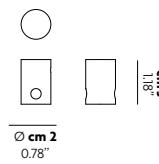

<p>[RO7]</p> 	<p>Rosone circolare per 7 sospensioni</p> <p>Ceiling bracket for 7 suspensions</p>	<p>bianco opaco 9010 matt white 9010</p>	<p>Cluster system</p>	<p>154016</p>
<p>Metallo Metal</p>		<p>Peso netto: 3,55 Kg Weight net:</p>	<p>Confezione Packaging Peso lordo: 4,2 Kg</p>	<p>n. Colli: 1 n. Pack: 1 Volume m³: 0,025</p>

Note | Notes:

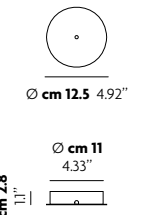

RADIAL system

MODELLO | MODEL INFO | INFO COLORE | COLOR SISTEMA | SYSTEM CODICE | CODE

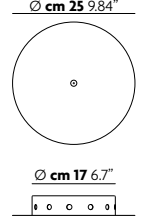

Decentralization Cylinder | Cilindro per Decentramento

<p>[accessory]</p> 	<p>Cilindro di decentramento cavo Cylinder for decentralization cable</p>	<p> trasparente clear</p> <p>Policarbonato Polycarbonate</p>	<p>Radial system</p>	<p>130009</p>
<p>CE</p>		<p>Peso netto: 0,02 Kg Weight net:</p>	<p>Confezione Packaging</p>	<p>Peso lordo: - Kg Weight gross:</p> <p>n. Colli: 1 n. Pack:</p> <p>Volume m³: - Volume m³:</p>

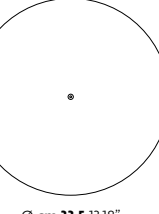

Radial Single or Double Canopy | Rosone Singolo/Doppio Decentrato

<p>[RS01]</p> 	<p>Rosone circolare per lampada singola o doppia contrapposte Ceiling bracket for single suspension or double opposed</p>	<p> bianco opaco 9010 matt white 9010</p> <p>Metallo Metal</p>	<p>Radial system</p>	<p>154026</p>
<p>CE</p>		<p>Peso netto: 0,35 Kg Weight net:</p>	<p>Confezione Packaging</p>	<p>Peso lordo: - Kg Weight gross:</p> <p>n. Colli: 1 n. Pack:</p> <p>Volume m³: 0,001 Volume m³:</p>

Radial 6 Lights Round Canopy | Rosone a Raggiera 6 Luci

<p>[RS06]</p> 	<p>Rosone circolare massimo 6 sospensioni a raggiera Ceiling bracket max 6 suspensions radially</p>	<p> bianco opaco 9010 matt white 9010</p> <p>Metallo Metal</p>	<p>Radial system</p>	<p>154027</p>
<p>CE</p>		<p>Peso netto: 1,05 Kg Weight net:</p>	<p>Confezione Packaging</p>	<p>Peso lordo: - Kg Weight gross:</p> <p>n. Colli: 1 n. Pack:</p> <p>Volume m³: 0,012 Volume m³:</p>

Radial 28 Lights Round Canopy | Rosone a Raggiera 28 Luci

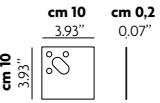

<p>[RS28]</p> 	<p>Rosone circolare massimo 28 sospensioni a raggiera Ceiling bracket max 28 suspensions radially</p>	<p> bianco opaco 9010 matt white 9010</p> <p>Metallo Metal</p>	<p>Radial system</p>	<p>154028</p>
<p>CE</p>		<p>Peso netto: 3,35 Kg Weight net:</p>	<p>Confezione Packaging</p>	<p>Peso lordo: - Kg Weight gross:</p> <p>n. Colli: 1 n. Pack:</p> <p>Volume m³: 0,069 Volume m³:</p>

Note | Notes:

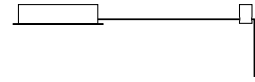


ACCESSORY

MODELLO | MODEL INFO | INFO COLORE | COLOR SISTEMA | SYSTEM CODICE | CODE

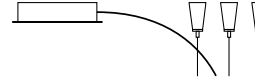


Back Plate Puzzle Accessory | Accessorio

<p>[P]</p> 	<p>Piastra a muro opzionale per Puzzle e Puzzle Twist parete e plafoniera. Optional back plate for Puzzle and Puzzle Twist Wall and Ceiling</p>	<p> bianco opaco 9016 matt white 9016</p>	<p>Puzzle series Puzzle Twist series</p>	<p>146013</p>
<p>0,5 m CE</p>		<p>Peso netto: 0,07 Kg Weight net:</p>	<p>Confezione Packaging</p>	<p>Peso lordo: 0,10 Kg Weight gross:</p> <p>n. Colli: 1 n. Pack:</p> <p>Volume m³: 0,001 Volume m³:</p>

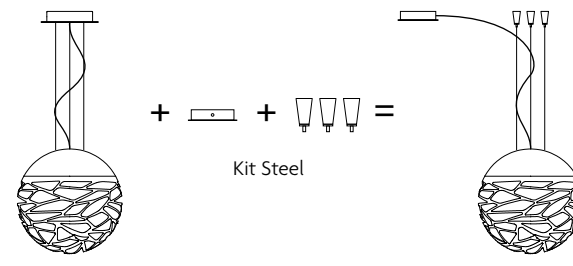
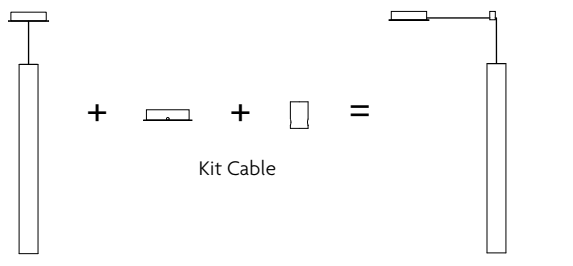
Kit Cable

	<p>Decentramento per sospensioni con cavo elettrico portante Decentralization for suspension with single power cable</p>	<p> bianco opaco 9010 matt white 9010 +</p> <p> trasparente clear</p>	<p>A-Tube series Nuvola Mini Nuvola Small</p>	<p>130010</p>
<p>CE</p>		<p>Peso netto: 0,37 Kg Weight net:</p>	<p>Confezione Packaging</p>	<p>Peso lordo: - Kg Weight gross:</p> <p>n. Colli: 1 n. Pack:</p> <p>Volume m³: - Volume m³:</p>

Kit Steel

	<p>Decentramento per sospensioni con funi d'acciaio Decentralization for steel cable suspension</p>	<p> bianco opaco 9010 matt white 9010 +</p> <p> cromo chrome</p>	<p>Grace series Kelly series Puzzle series</p>	<p>130011</p>
<p>CE</p>		<p>Peso netto: 0,5 Kg Weight net:</p>	<p>Confezione Packaging</p>	<p>Peso lordo: - Kg Weight gross:</p> <p>n. Colli: 1 n. Pack:</p> <p>Volume m³: - Volume m³:</p>

Kit Cable & Steel example of replacement





<p>[Ex: 1] Kelly Sphere with Kit Steel Kelly Sphere con Kit Steel</p> 	<p>[Ex: 2] A-Tube with Kit Cable A-Tube con Kit Cable</p> 
---	---

Note | Notes:











LED info

LED INFO COVER LUMEN ECO

Acrich2 replacement LED modules | ricambi moduli LED

LED 8.7W	Acrich2 CRI 80 MacAdam 3-Step 220-240V	 cover coprente smother cover	2700K 8.7W (740 lm)	
			3000K 8.7W (800 lm)	
o/or				
LED 17W	Acrich2 CRI 80 MacAdam 3-Step 220-240V	 cover coprente smother cover	2700K 18W (1480 lm)	
			3000K 17W (1590 lm)	

SID LED replacement LED modules | ricambi moduli LED

LED 12W	SID LED CRI 90 MacAdam 3-Step 210-250V	 cover coprente smother cover	2700K 12W (800 lm)		
			 cover trasparente clear cover		3000K 12W (850 lm)
			 cover coprente smother cover		
o/or					
LED 18W	SID LED CRI 90 MacAdam 3-Step 210-250V	 cover coprente smother cover	2700K 18W (1500 lm)		
			 cover trasparente clear cover		3000K 18W (1600 lm)
			 cover coprente smother cover		
o/or					
		 cover trasparente clear cover			

LED protection surge protection device | stabilizzatore

	overvoltage protection Fuse max 25A 220-240V	-400W U _{oc} 10 kV
---	--	--------------------------------

I dati relativi ai watt, ai lumen ed al CRI segnalati nel catalogo e nella tabella sopracitata si riferiscono a LED di nuova generazione che saranno disponibili a partire da inizio Maggio 2016. Nel frattempo l'azienda continuerà a fornire i LED Seoul semiconductor come di consuetudine ma con una maggiore protezione ai carichi di tensione.

The data supplied relating to wattage, lumen output and CRI is valid for the new generation of LEDs that will be supplied from early May 2016. We will continue to supply Seoul Semiconductor LED products until this date as the ones supplied up to now, we will however be adding additional surge protection systems for the older generation of LEDs supplied before May 2016.

THE
LIGHTING
MAKERS
2016

THE
LIGHTING
MAKERS
2016

STUDIO
ITALIA DESIGN
LIGHTING MAKERS

Art Direction and set design:
Raimondo Sandri

Photos:
Studio Pointer
Stefano Scatà
Andrea Pancino
Michel Moran

Pronter:
Grafiche Tintoretto

Special thanks to:
Renzo Tortato
Loris Casonato
Gatti VilleVenete Treviso
Driusso e Associati
Enrico



STUDIO ITALIA DESIGN
Via Pialoi, 32
30020 Marcon - Venezia - ITALY
tel +39 041 4569266
fax +39 041 4567337
info@studioitaliadesign.com
www.studioitaliadesign.com