


Tom Dixon.



**.Tom
Dixon.**



New collection

6	Y Chair	24	Bell
10	Gem	28	Etch
14	Flask	32	Fan
18	Spun	34	Base
20	Cell		


Products

38	Collection	70	Jack	99	Roll
44	Ball	71	Lean	100	Scoop
45	Base	72	Lustre	101	Screw
49	Beat	75	Mirror	102	Slab
54	Bell	78	Pendant System	105	Spun
55	Blow	80	Pipe	107	Tube
56	Cell	81	Pressed Glass	108	Wingback
58	Copper	83	Step	110	Y Chair
60	Etch	84	Void	112	Aluminium Knob
62	Fat	86	Drum	113	Beat Vessels
63	Felt	87	Fan	114	Etch
64	Fin	91	Flash	115	Glass Knob
66	Flask	92	Gem	116	Spin
67	Gem	94	Offcut		
69	Glass	95	Peg		

Projects

121	Beat / Glass / Mirror / Slab	133	Wingback	145	Slab
122	Slab / Etch	134	Beat	146	Slab
123	Etch / Slab	135	Copper / Slab / Step / Void	147	Slab
124	Beat	136	Void	148	Pressed Glass
125	Wingback	138	Beat	149	Peg
126	Beat	139	Void	150	Copper
128	Scoop	140	Slab	151	Mirror
129	Etch	142	Peg / Etch		
130	Slab	143	Mirror		
132	Wingback	144	Mirror / Peg		

152	Index
154	Distribution
154	Credits



New collection

Y Chair

→ p.110





Gem

→ pp. 67, 91





Flask

→ p. 66





Spun

→ p.105



Cell

→ p. 56





Bell


→ p. 54





Etch

→ p. 60





Fan

→ p.87



Base


→ p.45



Products

Collection

Lighting




44

Ball




45/47

Base Wall Light




59

Copper Shade Floor



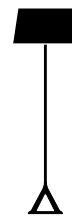
59

Copper Shade



60

Ech Light Web Stainless Steel




46/48

Base Floor Light



46/48

Base Table Light



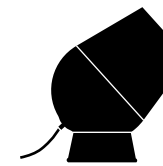
49/50/53

Beat Light Stout



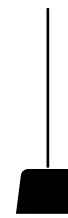
61

Etch Shade



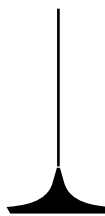
62

Fat Spot



63

Felt Shade



49/51/52

Beat Light Wide



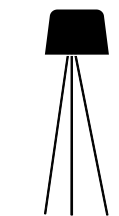
50/51/52

Beat Light Fat



50/51/53

Beat Light Tall



63

Felt Floor




64

Fin Light Round



65

Fin Light Obround



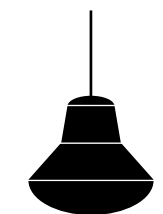
54

Bell Table Light



54

Bell Floor Light



55

Blow Light Copper



65

Fin Table Light



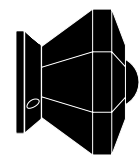
66

Flask Pendant



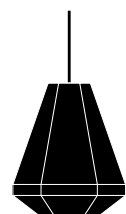
67

Gem Tall Pendant



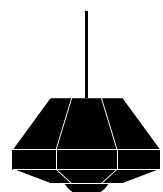
56

Cell Wall Light



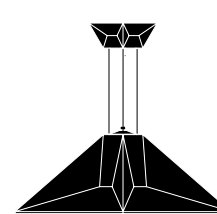
57

Cell Tall Pendant



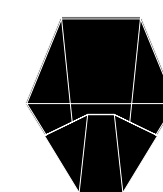
57

Cell Short Pendant



68

Gem Wide Pendant




68

Gem Wall Light




69

Glass Light Bead




58

Bronze Copper Shade Floor



58

Bronze Copper Shade




59

Copper Shade 25



69

Glass Light Top



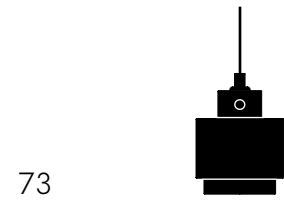
70

Jack Light



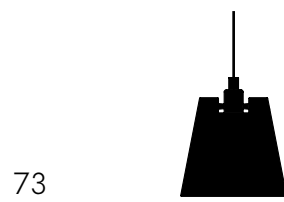
71

Lean Table Light



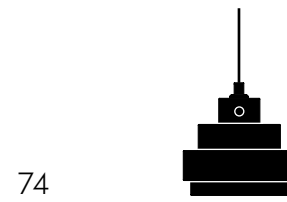
73

Lustre Light Round



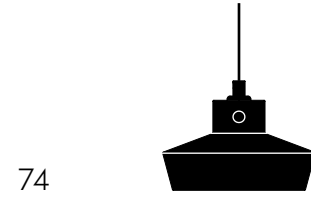
73

Lustre Light Wedge




74

Lustre Light Square




74

Lustre Light Flat



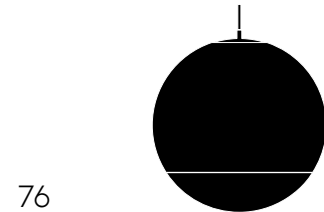
75

Mirror Ball Floor 50 cm



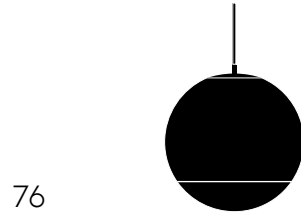
75

Mirror Ball Floor 40 cm



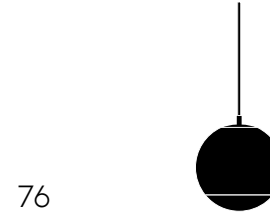
76

Mirror Ball 50 cm




76

Mirror Ball 40 cm



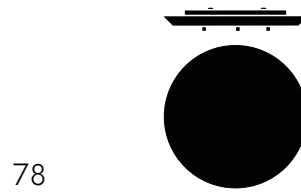
76

Mini Ball 25 cm



77

Light Tripod Stand



78

Pendant System



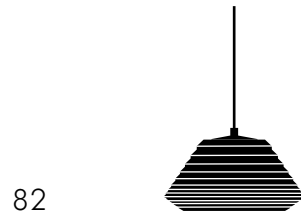
80

Pipe Light



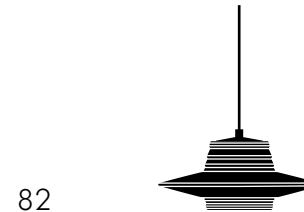
81

Pressed Glass Light Bowl Wall



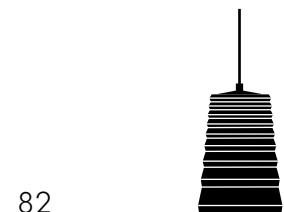
82

Pressed Glass Light Bowl



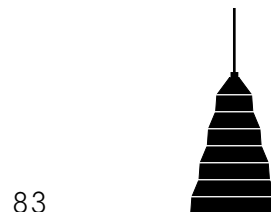
82

Pressed Glass Light Lens



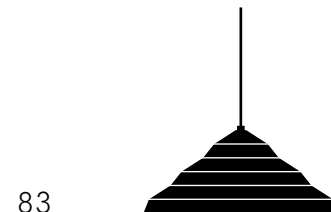
82

Pressed Glass Light Tube




83

Step Light Tall




83

Step Light Fat



84


Void Light



85

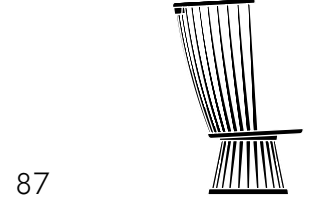
Void Light Mini

Furniture



86

Drum Stool



87

Fan Chair



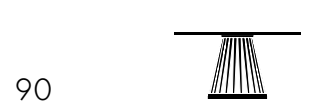
88

Fan Dining Chair



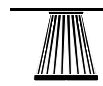
89

Fan Stool




90

Screw Table Top Large
Fan Base Black



90

Screw Table Top Small
Fan Base Natural Oak



91

Flash Table Rectangle



91

Flash Table Square



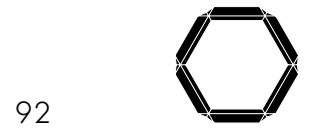
91

Flash Table Circle



92

Gem Mirror Small



92

Gem Mirror Medium



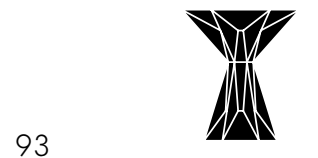
93

Gem Mirror Long



93

Gem Table Low



93

Gem Table Side



94

Offcut Stool



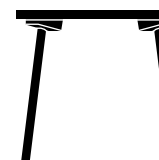
95

Peg Bar Stool



95

Peg Lounge Chair




96

Peg Table



97

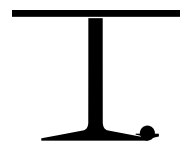
Peg Chair



98

Peg Coat Stand

99



Roll Table

100



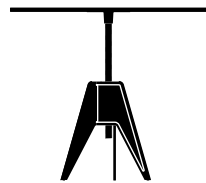
Scoop Chair High

100



Scoop Chair Low

101




Screw Table Large

101



Screw Table Small

101



Birch Small Round Top Screw Base

102



Slab Bar Stool

103



Slab Chair

104



Slab Dining Table

106



Spun Table Short

106



Spun Table Tall

106



Spun Champagne Bucket

107



Screw Table Top Large Tube Base Brass

108



Wingback Chair

108



Wingback Footstool

109



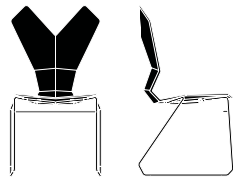
Wingback Sofa 2 Seater

109



Wingback Sofa 3 Seater

110



Y Chair

Accessories

112



Aluminium Knob

113



Beat Vessel Tall

113



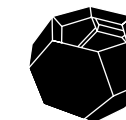
Beat Vessel Drop

113



Beat Vessel Top

114



Etch Tea Light Holder

115



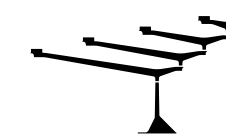
Glass Knob Small

115



Glass Knob Large

116



Spin Table Candelabra

Ball



A giant pendant formed from 12 black anodised aluminium panels, punched, folded and assembled into shape. Measuring 1.2m in width, the light source comes from a 50cm opal shade suspended in the centre of the ball.

Material

Aluminium, polycarbonate sphere

Colour

● Black


Ball

BALL01UK Ball UK
BALL01US Ball US

Dimensions

Ø 120 cm / 47.2 in
H 120 cm / 47.2 in

Clear cable (250 cm / 98 in)
Chrome ceiling rose (Ø 11.5 cm / 4.5 in)
Tensile wires × 3 (300 cm / 118 in)



Base



The Base collection combines a smooth-finished shade with a matt-textured cast iron base. Available in brass or copper-plated steel as a wall, floor or table light.

Material

Cast iron, spun brass, copper-plated steel

Colour

● Copper
● Brass
● Black



Base Wall Light Copper

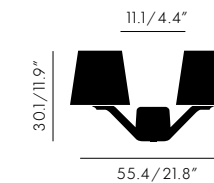
BSS03C-WEUM Base Copper Wall EU
BSS03C-WUSM Base Copper Wall US

Dimensions

Ø (shade) 20 cm / 10.6 in
W 55.4 cm / 21.8 in
H 30.1 cm / 11.9 in

Electrics

EU/UK - 2 x 18 W (max 40W) E14 clear bulb incl.
US - 2 x 25 W G16.5 clear incandescent bulb incl.





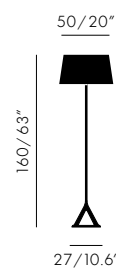
Base Floor Light Copper

BSS02C-FEUM Base Copper Floor EU
BSS02C-FEUS Base Copper Floor US

Dimensions
Ø 50 cm / 20 in
H 160 cm / 63 in
W 27 cm / 10.6 in

Electrics
EU/UK – 42 W (max 100 W) E27 halogen bulb incl.
US – 60 W (max 100 W) A19 clear incandescent bulb incl.

Black fabric cable (300 cm / 118 in) with foot switch



Base Table Light Copper

BSS01C-TEUM Base Copper Table EU
BSS01C-TUSM Base Copper Table US

Dimensions
Ø (shade) 27 cm / 10.6 in
Ø (base) 15 cm / 5.9 in
H 39 cm / 15.5 in

Electrics
EU/UK – 18 W (max 40 W) E14 clear bulb incl.
US – 25 W (max 60 W) G16.5 clear incandescent bulb incl.

Black fabric cable (300 cm / 118 in) with inline switch

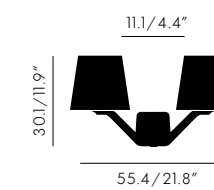


Base Wall Light Brass


BSS03-WEUM Base Brass Wall EU
BSS03-WUSM Base Brass Wall US

Dimensions
Ø (shade) 20 cm / 10.6 in
W 55.4 cm / 21.8 in
H 30.1 cm / 11.9 in

Electrics
EU/UK – 2 x 18 W (max 40 W) E14 clear bulb incl.
US – 2 x 25 W G16.5 clear incandescent bulb incl.



Beat



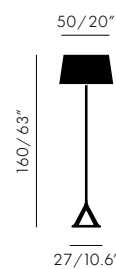
Base Floor Light Brass

BSS02-FEUM Base Brass Floor EU
BSS02-FUSM Base Brass Floor US

Dimensions
Ø 50 cm / 20 in
H 160 cm / 63 in
W 27 cm / 10.6 in

Electrics
EU/UK – 42 W (max 100 W) E27 halogen bulb incl.
US – 60 W (max 100 W) A19 clear incandescent bulb incl.

Black fabric cable (300 cm / 118 in) with foot switch



Base Table Light Brass

BSS01-TEUM Base Brass Table EU
BSS01-TUSM Base Brass Table US

Dimensions
Ø (shade) 27 cm / 10.6 in
Ø (base) 15 cm / 5.9 in
H 39 cm / 15.5 in

Electrics
EU/UK – 18 W (max 40 W) E14 clear bulb incl.
US – 25 W (max 60 W) G16.5 clear incandescent bulb incl.

Black fabric cable (300 cm / 118 in) with inline switch



A series of pendant lights in four distinctive shapes: Stout, Wide, Fat and Tall. Inspired by traditional water vessels and available in three finishes all with a warm golden interior of beaten brass.

Material
Spun brass, black powder-coat, white polyurethane lacquer

Colour
● Black
● Brass
○ White

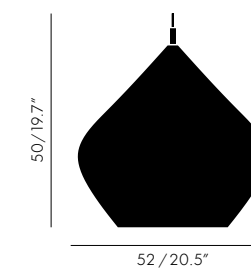
Beat Light Stout

BLS04B-PEUM1 Beat Stout Black Pendant EU
BLS04B-PUSM1 Beat Stout Black Pendant US

Dimensions
Ø 52 cm / 20.5 in
H 50 cm / 19.7 in

Electrics
EU / UK – 42W E27 halogen bulb incl.
US – 60W G30 globe bulb incl.

Black braided cable (250cm / 98 in)
Black metal ceiling rose (Ø 12.5 cm / 4.9 in)
Tensile wire



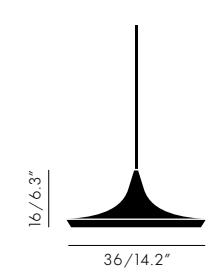
Beat Light Wide


BLS01-PEUM Beat Wide Black Pendant EU
BLS01-PUSM Beat Wide Black Pendant US

Dimensions
Ø 36 cm / 14.2 in
H 16 cm / 6.3 in

Electrics
EU / UK – 33W (max) G9 clear halogen bulb incl.
US – 25W (max) G9 frosted halogen bulb incl.

Black braided cable (250 cm / 98 in)
Black metal ceiling rose (Ø 12.5 cm / 4.9 in)





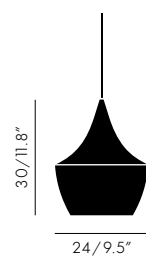
Beat Light Fat

BLS02-PEUM Beat Fat Black Pendant EU
BLS02-PUSM Beat Fat Black Pendant US

Dimensions
Ø 24 cm / 9.5 in
H 30 cm / 11.8 in

Electrics
EU/UK – 33W (max) G9 clear halogen bulb incl.
US – 25W (max) G9 frosted halogen bulb incl.

Black braided cable (250 cm / 98 in)
Black metal ceiling rose (Ø 12.5 cm / 4.9 in)



Beat Light Tall

BLS03-PEUM Beat Tall Black Pendant EU
BLS03-PUSM Beat Tall Black Pendant US

Dimensions
Ø 19 cm / 7.5 in
H 36 cm / 14.2 in

Electrics
EU/UK – 33W (max) G9 clear halogen bulb incl.
US – 25W (max) G9 frosted halogen bulb incl.

Black braided cable (250 cm / 98 in)
Black metal ceiling rose (Ø 12.5 cm / 4.9 in)



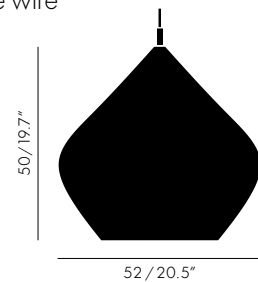
Beat Light Stout White

BLS04WH-PEUM Beat Stout White Pendant EU
BLS04WH-PUSM Beat Stout White Pendant US

Dimensions
Ø 52 cm / 20.5 in
H 50 cm / 19.7 in

Electrics
EU/UK – 42W (max 100W) E27 clear halogen bulb incl.
US – 60W (max 100W) G30 white bulb incl.

White plastic cable (250 cm / 98 in)
White metal ceiling rose (Ø 12.5 cm / 4.9 in)
Tensile wire



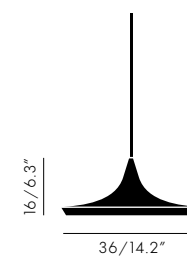
Beat Light Wide White

BLS01WH-PEUM Beat Wide White Pendant EU
BLS01WH-PUSM Beat Wide White Pendant US

Dimensions
Ø 36 cm / 14.2 in
H 16 cm / 6.3 in

Electrics
EU/UK – 33W (max) G9 clear halogen bulb incl.
US – 25W (max) G9 frosted halogen bulb incl.

White plastic cable (250 cm / 98 in)
White metal ceiling rose (Ø 12.5 cm / 4.9 in)




Beat Light Fat White

BLS02WH-PEUM Beat Fat White Pendant EU
BLS02WH-PUSM Beat Fat White Pendant US

Dimensions
Ø 24 cm / 9.5 in
H 30 cm / 11.8 in

Electrics
EU/UK – 33W (max) G9 clear halogen bulb incl.
US – 25W (max) G9 frosted halogen bulb incl.

White plastic cable (250 cm / 98 in)
White metal ceiling rose (Ø 12.5 cm / 4.9 in)



Beat Light Tall White


BLS03WH-PEUM Beat Tall White Pendant EU
BLS03WH-PUSM Beat Tall White Pendant US

Dimensions
Ø 19 cm / 7.5 in
H 36 cm / 14.2 in

Electrics
EU/UK – 33W (max) G9 clear halogen bulb incl.
US – 25W (max) G9 frosted halogen bulb incl.

White plastic cable (250 cm / 98 in)
White metal ceiling rose (Ø 12.5 cm / 4.9 in)





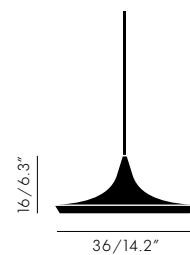
Beat Wide Brushed Brass

BLS01B-PEUM Beat Wide Brushed Brass Pendant EU
 BLS01B-PUSM Beat Wide Brushed Brass Pendant US

Dimensions
 Ø 36 cm / 14.2 in
 H 16 cm / 6.3 in

Electrics
 EU/UK – 33W (max) G9 clear halogen bulb incl.
 US – 25W (max) G9 frosted halogen bulb incl.

Black braided cable (250 cm / 98 in)
 Black metal ceiling rose (Ø 12.5 cm / 4.9 in)



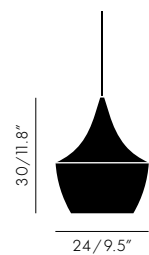
Beat Fat Brushed Brass

BLS02B-PEUM Beat Fat Brushed Brass Pendant EU
 BLS02B-PUSM Beat Fat Brushed Brass Pendant US

Dimensions
 Ø 24 cm / 9.5 in
 H 30 cm / 11.8 in

Electrics
 EU/UK – 33W (max) G9 clear halogen bulb incl.
 US – 25W (max) G9 frosted halogen bulb incl.

Black braided cable (250 cm / 98 in)
 Black metal ceiling rose (Ø 12.5 cm / 4.9 in)



Beat Tall Brushed Brass

BLS03B-PEUM Beat Tall Brushed Brass Pendant EU
 BLS03B-PUSM Beat Tall Brushed Brass Pendant US

Dimensions
 Ø 19 cm / 7.5 in
 H 36 cm / 14.2 in

Electrics
 EU/UK – 33W (max) G9 clear halogen bulb incl.
 US – 25W (max) G9 frosted halogen bulb incl.

Black braided cable (250 cm / 98 in)
 Black metal ceiling rose (Ø 12.5 cm / 4.9 in)



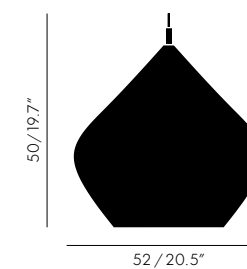
Beat Stout Brushed Brass

BLS04B-PEUM Beat Stout Brushed Brass Pendant EU
 BLS04B-PUSM Beat Stout Brushed Brass Pendant US

Dimensions
 Ø 52 cm / 20.5 in
 H 50 cm / 19.7 in

Electrics
 EU / UK – 42W (max) E27 halogen bulb incl.
 US – 60W (max) G30 globe bulb incl.

Black braided cable (250 cm / 98 in)
 Black metal ceiling rose (Ø 12.5 cm / 4.9 in)



Bell



An exercise in reductionism. The polished reflective surface allows Bell to take on the characteristics of its surroundings. Formed from chrome-plated steel.

Material
Steel

Colour
● Mirror-finish chrome

Bell Table Light

BET01CHEU Bell Table Fitting Chrome EU
BET01CHEUS Bell Table Fitting Chrome US

Dimensions
Ø 28 cm / 11 in
H 44 cm / 17.3 in
W 11.5 cm / 4.5 in

Electrics
EU/UK – 42 W (max) E27 clear halogen bulb incl.
US – 60 W (max) A19 clear incandescent bulb incl.

Black fabric cable (200 cm / 78.7 in) with rotary dimmer switch



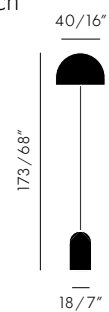
Bell Floor Light

BES01CH-FEUM Bell Chrome Floor EU
BES01CH-FUSM Bell Chrome Floor US

Dimensions
Ø 40 cm / 16 in
H 173 cm / 68 in
W 18 cm / 7 in

Electrics
EU/UK – 42 W (max) E27 clear halogen bulb incl.
US – 60 W (max) A19 clear incandescent bulb incl.

Black fabric cable (200 cm / 78.7 in) with foot switch



Blow



Made from polycarbonate with a vacuum-metallised pure copper finish.

Material
Polycarbonate, copper

Colour
● Copper
● Black

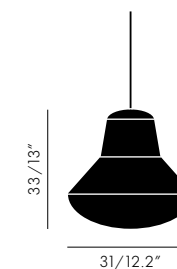
Blow Light Copper

COS01-PEUM Blow Copper Pendant EU
COS01-PUSM Blow Copper Pendant US

Dimensions
Ø 31 cm / 12.2 in
H 33 cm / 13 in

Electrics
EU/UK – 28 W (max) E27 clear halogen bulb incl.
US – 11 W (max) compact fluorescent bulb incl.

Black cable (250 cm / 98 in)
Black metal ceiling rose (Ø 11.5 cm / 4.5 in)



Cell



A light which can be used in multiple geometric configurations. Made from layers of minutely etched polished brass that filter light to cast intricate shadows.

Material
Etched brass

Colour
● Brass

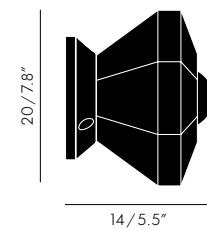
Cell Wall Light

CLL02B-WEUM Cell Wall EU

Dimensions
Ø 20 cm / 7.8 in
H 11 cm / 4.3 in

Electrics
EU/UK – 7 W (max) low-energy LED E27 brass crown bulb incl.

Not currently available in the US




Cell Tall Pendant

CLL01B-PEUM Cell Tall Pendant EU
CLL01B-PUSM Cell Tall Pendant US

Dimensions
Ø 23.1 cm / 9.0 in
H 27 cm / 10.6 in

Electrics
EU/UK – 42 W (max) E27 clear halogen bulb incl.
US – 40 W A19 clear incandescent bulb incl.

Clear cable (250 cm / 98.4 in)
Black metal ceiling rose (12.5 cm / 4.9 in)



Cell Short Pendant

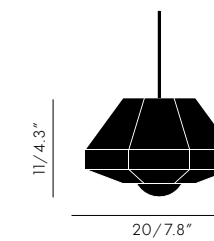
CLL02B-PEUM Cell Short Pendant EU
CLL02B-PUSM Cell Short Pendant US

Dimensions
Ø 20 cm / 7.8 in
H 11 cm / 4.3 in

Electrics
EU/UK – 7 W (max) low energy LED E27 brass crown bulb incl.
US – 40 W G18 clear incandescent bulb incl.

Clear cable (250 cm / 98 in)
Black metal ceiling rose (Ø 12.5 cm / 4.9 in)

Brass crown bulb shown in photograph not available in the US



Copper



A polycarbonate sphere which is vacuum metallised either with pure copper throughout, or with copper inside and brass outside to give a double-colour effect. Available as a floor or pendant light.

Material
Polycarbonate, copper, bronze

Colour
● Bronze
● Copper
● Black

Bronze Copper Shade Floor

MSS4501-FEUM Copper Bronze Floor EU
MSS4501-FUSM Copper Bronze Floor US

Dimensions
Ø 45 cm / 17.7 in
H 41 cm / 16.4 in

Electrics
EU/UK – 42W (max 60W) E27 clear halogen bulb incl.
US – 60W (max 100W) G30 white globe not incl.

EU/UK – Clear cable (350 cm / 137 in) with foot switch and black rubber ring

Bronze Copper Shade

MSS4501-PEUM Copper Bronze Pendant EU
MSS4501-PUSM Copper Bronze Pendant US

Dimensions
Ø 45 cm / 17.7 in
H 41 cm / 16.4 in

Electrics
EU/UK – 42W (max 60W) E27 clear halogen bulb incl.
US – 60W (max 100W) G30 white globe bulb incl.

Clear cable (250 cm / 98 in)
Black metal ceiling rose (Ø 12.5 cm / 4.9 in)

Copper Shade

MSS45-PEUM Copper Pendant EU
MSS45-PUSM Copper Pendant US

Dimensions
Ø 45 cm / 17.7 in
H 41 cm / 16.4 in

Electrics
EU/UK – 42W (max 60W) E27 clear halogen bulb incl.
US – 60W (max 100W) G30 white globe bulb incl.

Clear cable (250 cm / 98 in)
Black metal ceiling rose (Ø 12.5 cm / 4.9 in)

Copper Shade Floor

MSS45-FEUM Copper Floor EU
MSS45-FUSM Copper Floor US

Dimensions
Ø 45 cm / 17.7 in
H 41 cm / 16.4 in

Electrics
EU/UK – 42W (max 60W) E27 clear halogen bulb incl.
US – 60W (max 100W) G30 white globe bulb not incl.

EU/UK – Clear cable (350 cm / 137 in) with foot switch and black rubber floor ring


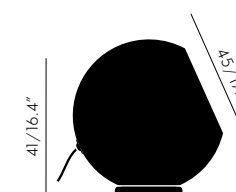
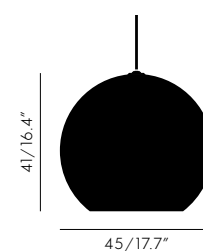
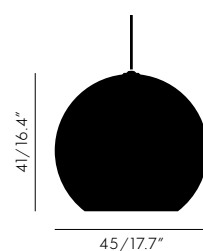
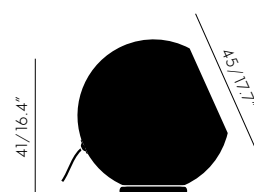
Copper Shade 25

MSS25-PEUM Copper Pendant 25 EU
MSS25-PUSM Copper Pendant 25 US

Dimensions
Ø 25 cm / 9.9 in
H 22.5 cm / 8.9 in

Electrics
EU/UK – 28W (max 28W) E27 clear halogen bulb incl.
US – 25W incandescent bulb incl.

Clear cable (250 cm / 98 in)
Black ceiling rose (Ø 12.5 cm / 4.9 in)



Etch



Formed from polished stainless steel through a process of digital photo acid etching, a halogen bulb is suspended within the centre of Etch Web to make it the ultimate shadow play pendant.

Etch Light Web Stainless Steel

ETW01S-PEUM Etch Web Steel Pendant EU
ETW01S-PUSM Etch Web Steel Pendant US

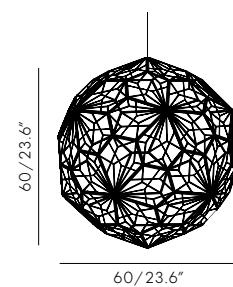
Dimensions
Ø 60 cm / 23.6 in
H 60 cm / 23.6 in

Electrics
EU/UK – 42 W (max) E27 halogen bulb incl.
US – 40 W (max) A19 clear incandescent bulb incl.

Black and white striped cable (250 cm/98 in)
Blackened chrome ceiling rose (Ø 12.5 cm / 4.9 in)

Material
Stainless steel

Colour
● Stainless steel



60/23.6"

Made from acid-etched sheets of metal. The metal is photo-etched, then dipped in acid to dissolve the unexposed parts, creating the pattern. The metal is then lacquered.

Material
Brass, stainless steel, aluminium

Colour
● Brass
● Copper
● Stainless steel

Etch Shade

ETS02B-PEUM Etch Brass Pendant EU
ETS02B-PUSM Etch Brass Pendant US
ETS02C-PEUM Etch Copper Pendant EU
ETS02C-PUSM Etch Copper Pendant US
ETS02S-PEUM Etch Steel Pendant EU
ETS02S-PUSM Etch Steel Pendant US

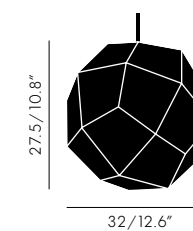
Dimensions
Ø 32 cm / 12.6 in
H 27.5 cm / 10.8 in
L 32 cm / 12.6 in

Electrics
EU/UK – 42 W E27 clear halogen bulb incl.
US – 40 W A19 clear incandescent bulb incl.

Brass Pendant – Black fabric cable
(250 cm / 98 in), brass ceiling rose

Copper Pendant – Black fabric cable
(250 cm / 98 in), copper ceiling rose

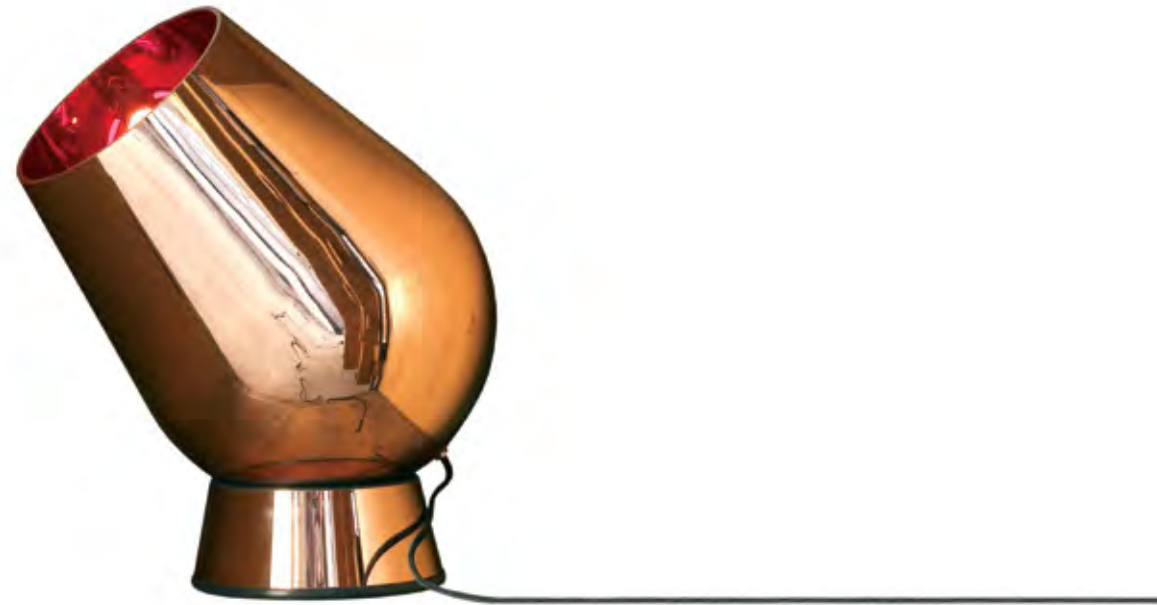
Steel Pendant – Black and white fabric cable
(250 cm / 98 in), blackened chrome ceiling rose



27.5/10.8"
32/12.6"

Fat

Felt



Fat Spot is a floor or table light that can be adjusted on its base to direct the light beam.

Material
Polycarbonate, copper

Colour
● Copper
● Black

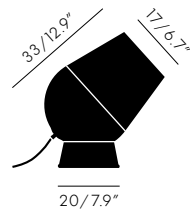
Fat Spot

FSS02-FEUM Fat Floor EU
FSS02-FUSM Fat Floor US

Dimensions
Ø (shade) 17 cm / 6.7 in
Ø (base) 20 cm / 7.9 in
D 33 cm / 12.9 in

Electrics
EU/UK – 28W E27 clear halogen bulb incl.
US – 60W (max 100W) G30 white globe bulb not incl.

Black fabric cable (300 cm / 118 in) with inline switch



Made from double-layered heat-pressed felt with a grey exterior and white interior. Available as either a pendant or floor version on a black tripod stand.

Material
Heat-pressed felt

Colour
● Grey (exterior)
○ White (interior)

Felt Shade

FSS01GW-PEUM Felt Pendant EU
FSS01GW-PUSM Felt Pendant US

Dimensions
Ø 40 cm / 15.7 in
H 26 cm / 10.2 in

Electrics
EU/UK – 42W (max 100W) clear halogen bulb incl.
US – 60W (max 100W) G30 white globe bulb incl.

Clear cable (250 cm / 98 in)
Black metal ceiling rose (Ø 12.5 cm / 4.9 in)



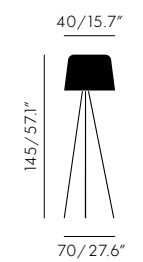
Felt Floor

FSS01GW-FEUM Felt Floor EU
FSS01GW-FUSM Felt Floor US


Dimensions
Ø 40 cm / 15.7 in
H 145 cm / 57.1 in
W 70 cm / 27.6 in

Electrics
EU/UK – 60W (max 100W) E27 silver crown bulb incl.
US – 60W (max) A19 silver crown bulb not incl.

Clear cable (300 cm / 118 in) with foot switch



Fin



A series of self-contained lights made by forcing aluminium through an extrusion die at high pressure. Six LEDs are mounted on a printed circuit board and fitted under a cast acrylic convex lens, which casts beautiful overlapping rays of light when placed in close proximity to a table or surface.

Material
Aluminium, acrylic

Colour
● Aluminium
● Blue
● Copper

Fin Light Round

FNL01AEU Fin Light Round – Aluminium
FNL01BEU Fin Light Round – Blue
FNL01CEU Fin Light Round – Copper

Dimensions
Ø 13.4 cm / 5.3 in
H 12.7 cm / 5 in

Electrics
EU/UK – 6 x 1W LED 2700 K (warm white)
432 lumens bulb incl.

Clear cable (250 cm / 98 in)
Aluminium/blue/copper ceiling rose
(Ø 12 cm / 4.7 in)

Not currently available in the US



Fin Light Obround

FNL02BEU Fin Light Obround Copper

Dimensions
Ø 13.4 cm / 5.3 in
H 29.8 cm / 11.7 in

Electrics
EU/UK – 6 x 1W LED 2700 K (warm white)
432 lumens bulb incl.

Clear cable (250 cm / 98 in)
Copper ceiling rose (Ø 12 cm / 4.7 in)

Not currently available in the US



Fin Table Light

FNT01CEU Fin Table Light Copper

Dimensions
Ø 13.4 cm / 5.3 in
H 29.8 cm / 11.7 in

Electrics
EU/UK – 6 x 1W LED 2700 K (warm white)
432 lumens bulb incl.

Clear cable (250 cm / 98 in)
Black fabric cable

Not currently available in the US



Flask



Like a mysterious chemistry experiment, the ridged and rounded Flask base refracts the light giving a warm, rippled and comforting glow, while the smoked glass hood covers the lamp fitting, reducing glare.

Material
Glass

Colour
● Smoke
● Violet

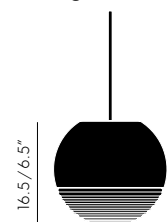
Flask Pendant

FKL01CLS-PEUM Flask Smoke Pendant EU
FKL01CLS-PUSM Flask Smoke Pendant US
FKL01CLV-PEUM Flask Violet Pendant EU
FKL01CLV-PEUM Flask Violet Pendant US

Dimensions
Ø 18 cm / 7 in
H 16.5 cm / 6.5 in

Electrics
EU/UK – 20 W (max) G9 clear halogen bulb incl.
US – 25 W G9 frosted halogen incandescent bulb incl.

Black fabric cable (250 cm / 98.4 in)
Black metal ceiling rose (12.5 cm / 4.9 in)



Gem



A family of angular lights, tables and mirrors taking inspiration from the facets of cut gemstones. Sand cast from nickel-plated aluminium. A ceiling rose accompanies each pendant size.

Material
Aluminium

Colour
● Nickel



Gem Tall Pendant

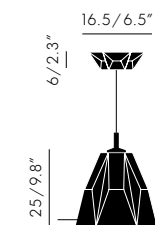
GES01N-PEUM Gem Tall Pendant EU

Dimensions
Ø 28 cm / 11 in
H 25 cm / 9.8 in
Ø (ceiling rose) 16.5 cm / 6.5 in
H (ceiling rose) 6 cm / 2.4 in

Electrics
EU/UK – 28 W (max) E27 clear halogen bulb incl.

Clear cable (250 cm / 98.4 in)
Aluminium ceiling rose
Tensile wire

Not currently available in the US



Glass



Gem Wide Pendant

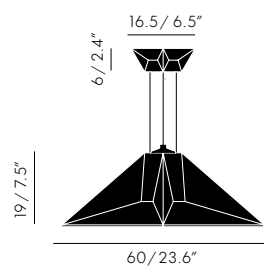
GES02N-PEUM Gem Wide Pendant EU

Dimensions
Ø 60 cm / 23.6 in (Ceiling rose)
H 19 cm / 7.5 in Ø 16.5 cm / 6.5 in
H 6 cm / 2.4 in

Electrics
EU/UK – 42 W (max) E27 clear halogen bulb incl.

Clear cable (250 cm / 98.4 in)
Aluminium ceiling rose
Tensile wires (300 cm / 118 in)

Not currently available in the US



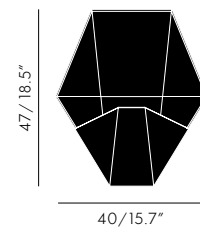
Gem Wall Light

GEW01N-WEUM Gem Wall EU

Dimensions
Ø 40 cm / 15.7 in
H 47 cm / 18.5 in

Electrics
EU/UK – 28 W (max) E27 halogen golf ball globe incl.

Not currently available in the US



Made by blowing molten glass into a mould. The lights are then annealed in a kiln, hand cut and polished.

Material
Glass

Colour
● Blue/Green

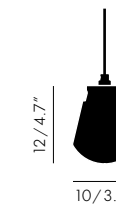
Glass Light Bead

GLS06-PEUM Glass Bead Pendant EU
GLS06-PUSM Glass Bead Pendant US

Dimensions
Ø 10 cm / 3.9 in
H 12 cm / 4.7 in

Electrics
EU/UK – 20W (max) G9 clear halogen bulb incl.
US – 25W (max) G9 frosted halogen bulb incl.

Black fabric cable (250 cm / 98 in)
Black metal ceiling rose (Ø 12.5 cm / 4.9 in)



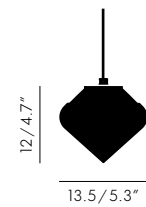
Glass Light Top

GLS07-PEUM Glass Top Pendant EU
GLS07-PUSM Glass Top Pendant US

Dimensions
Ø 13.5 cm / 5.3 in
H 12 cm / 4.7 in

Electrics
EU/UK – 20W (max) G9 clear halogen bulb incl.
US – 25W (max) G9 frosted halogen bulb incl.

Black fabric cable (250 cm / 98 in)
Black metal ceiling rose (Ø 12.5 cm / 4.9 in)



Jack

Lean



Jack is the original "sitting, stacking, lighting thing", an award-winning multifunctional object. Made from plastic through the process of air rotational moulding.

Material
Polyethylene
Plastic

Colour
○ White

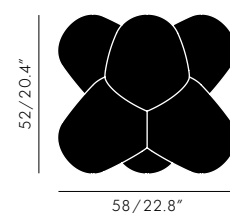
Jack Light

JLS01N-FEUM Jack Natural Floor EU
JLS01N-FUSM Jack Natural Floor US

Dimensions
H 52 cm / 20.4 in
W 58 cm / 22.8 in
D 58 cm / 22.8 in

Electrics
EU/UK – 5W (max) E27 low-energy bulb incl.
US – T10 7W CFL bulb incl.
(max Ø 36 mm / 1.4 in)

Black cable (350 cm / 137 in) with foot switch



With a hollow base and slender arm, Lean is available in a matt black powder-coated finish.

Material
Cast iron, black finish

Colour
● Black

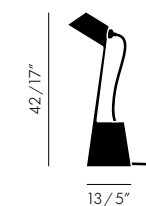
Lean Table Light

LNL01-TEUM Lean Black Table EU
LNL01-TUSM Lean Black Table US

Dimensions
Ø (base) 13 cm / 5 in
H 42 cm / 17 in

Electrics
EU/UK – 25 W (max 40 W) E14 clear bulb incl.
US – 25 W (max 40 W) G16.5 white globe bulb incl.

Black fabric cable (300 cm / 118 in) with inline switch



Lustre



A series of four pendant shades, Lustre is the first stoneware object in the collection. The iridescent sheen is created using a top secret glaze containing minerals and precious metals. The end result is a striking colour change effect reminiscent of peacock feathers or oil slicks on water.

The handmade process results in a totally unique and unrepeatable finish for each individual object. No two shades look the same because the glaze fixes to the stoneware in an unpredictable way. This produces a wide spectrum of colour across each light, ranging from a pale lime to a deep bottle green.

Material
Stoneware

Colour
● Iridescent

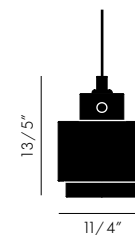
Lustre Light Round

LUS01-PEUM Lustre Round Pendant EU
LUS01-PUSM Lustre Round Pendant US

Dimensions
Ø 11 cm / 4 in
H 13 cm / 5 in

Electrics
EU/UK – 20 W G9 clear bulb incl.
US – 25 W (max) G9 frosted halogen bulb incl.

EU/UK – Black fabric cable (250 cm / 98 in)
Black metal ceiling rose (Ø 12.5 cm / 4.9 in)



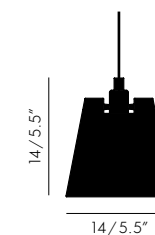
Lustre Light Wedge

LUS02-PEUM Lustre Wedge Pendant EU
LUS02-PUSM Lustre Wedge Pendant US

Dimensions
Ø 14 cm / 5.5 in
H 14 cm / 5.5 in

Electrics
EU/UK – 20 W G9 clear bulb incl.
US – 25 W (max) G9 frosted halogen bulb incl.

EU/UK – Black fabric cable (250 cm / 98 in)
Black metal ceiling rose (Ø 12.5 cm / 4.9 in)



Mirror



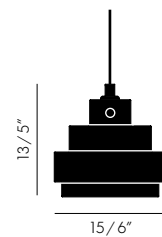
Lustre Light Square

LUS03-PEUM Lustre Square Pendant EU
LUS03-PUSM Lustre Square Pendant US

Dimensions
Ø 15 cm / 6 in
H 13 cm / 5 in

Electrics
EU/UK – 20W G9 clear bulb incl.
US – 25W (max) G9 frosted halogen bulb incl.

EU/UK – Black fabric cable (250 cm / 98 in)
Black metal ceiling rose (Ø 12.5 cm / 4.9 in)



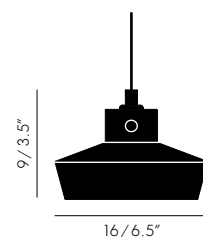
Lustre Light Flat

LUS04-PEUM Lustre Flat Pendant EU
LUS04-PUSM Lustre Flat Pendant US

Dimensions
Ø 16 cm / 6.5 in
H 9 cm / 3.5 in

Electrics
EU/UK – 20W G9 clear bulb incl.
US – 25W (max) G9 frosted halogen bulb incl.

EU/UK – Black fabric cable (250 cm / 98 in)
Black metal ceiling rose (Ø 12.5 cm / 4.9 in)



A vacuum-metallised globe available as a floor, pendant or stand light in three different sizes: 50 cm, 40 cm and 25 cm.

Material
Polycarbonate, aluminium

Colour
● Clear
● Chrome

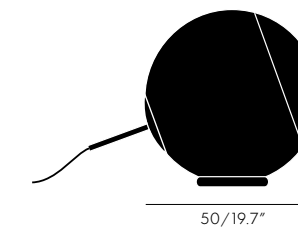
Mirror Ball Floor 50 cm

MBB50-FEUM Mirror 50 Floor EU
MBB50-FUSM Mirror 50 Floor US

Dimensions
Ø 50 cm / 19.7 in

Electrics
EU/UK – 42W (max 60W) E27 clear halogen bulb incl.
US – 60W (max) G30 white globe bulb incl.

Clear cable (400 cm / 157.5 in) with foot switch
Black rubber floor ring



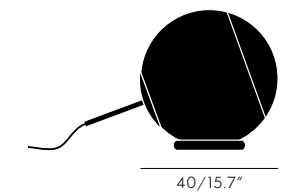
Mirror Ball Floor 40 cm

MBB40-FEUM Mirror 40 Floor EU
MBB40-FUSM Mirror 40 Floor US

Dimensions
Ø 40 cm / 15.7 in

Electrics
EU/UK – 42W (max 60W) E27 clear halogen clear bulb incl.
US – 60W (max) G30 white globe bulb incl.

Clear cable (400 cm / 157.5 in) with foot switch
Black rubber floor ring






Mirror Ball 50 cm

MBB50 – PEUM Mirror 50 Pendant EU
MBB50A – PUSM Mirror 50 Pendant US

Dimensions
Ø 50 cm / 19.7 in

Electrics
EU / UK – 28 W (max 60 W) E27 clear halogen bulb incl.
US – 60 W (max) G30 white globe bulb incl.

Clear cable (250 cm / 98 in)
Chrome ceiling rose (Ø 16 cm / 6.25 in) for EU / UK
Chrome ceiling rose (Ø 11.5 cm / 4.5 in) for US



50/19.7"




Mirror Ball 40 cm

MBB40A – PEUM Mirror 40 Pendant EU
MBB40A – PUSM Mirror 40 Pendant US

Dimensions
Ø 40 cm / 15.7 in

Electrics
EU / UK – 28 W (max 60 W) E27 clear halogen bulb incl.
US – 60 W (max) G30 white globe bulb incl.

Clear cable (250 cm / 98 in)
Chrome ceiling rose (Ø 16 cm / 6.25 in) for EU / UK
Chrome ceiling rose (Ø 11.5 cm / 4.5 in) for US



40/15.7"




Mini Ball 25 cm

MBB25A – PEUM Mirror 25 Pendant EU
MBB25A – PUSM Mirror 25 Pendant US

Dimensions
Ø 25 cm / 9.8 in

Electrics
EU / UK – 25 W (max) E14 clear bulb incl.
US – 25 W (max) G16.5 white globe bulb incl.

Clear cable (250 cm / 98 in)
Chrome ceiling rose (Ø 16 cm / 6.25 in) for EU / UK
Chrome ceiling rose (Ø 11.5 cm / 4.5 in) for US



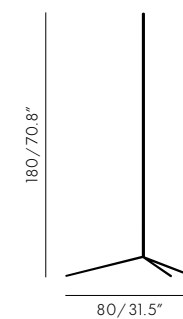
25/9.8"



Light Tripod Stand

Dimensions
H 180 cm / 70.8 in
W 80 cm / 31.5 in

Stainless steel stand to support a maximum of six Mirror Balls



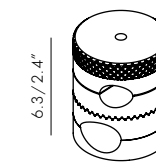
180/70.8"

80/31.5"

Light Tripod Stand with multiple Mirror Balls

EU / UK
1 x LCS02 Light Tripod Stand
2 x MBB50 – FEUM Mirror 50 Floor EU
2 x MBB40 – FEUM Mirror 40 Floor EU
2 x MBB25 – FEUM Mirror 25 Floor EU
6 x LCC01 Clamps


US
1 x LCS02 Light Tripod Stand
2 x MBB50 Mirror 50
2 x MBB40 Mirror 40
4 x MBA06US Fitting
2 x MBB25 Mirror 25
2 x MBA05US Fitting
6 x LCC01 Clamps



6.3/2.4"

5.1/2"

Pendant System



A ceiling-mounted system to allow for multiple and flexible pendant configurations. Conceals unsightly wiring and holds up to 14 pendants within a single self-contained unit.

Compatible with all Tom Dixon pendants excluding Fin, Gem Wide Pendant, Cone Light Large.

Material
Plastic, steel

Colour
○ White

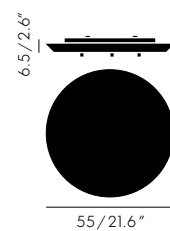
Pendant System

CGR01EU Pendant System EU

Dimensions
Ø 55 cm / 21.6 in
H 6.5 cm / 2.6 in

Please contact your account manager or visit the trade download section for more details.

Not currently available in the US.



Bead and Top x 13



Flask x 9 Spiral




Mirror Ball x 3



Beat Black x 6




Cell x 3 Short, x 4 Tall



Etch x 5

Pipe



An extruded aluminium powder-coated and anodised light in black and gold. The shade rotates to give directional light.

Material
Extruded aluminium

Colour
● Black
● Gold

Pipe Light

PPL65D-PEUM Pipe Black/Gold Pendant EU
PPL65D-PUSM Pipe Black/Gold Pendant US

Dimensions
Ø 15 cm / 5.9 in
H 65 cm / 25.6 in

Electrics
EU/UK – 42 W (max 100 W) E27 clear halogen bulb incl.
US – 60 W (max 60 W) G30 white globe bulb incl.

Black fabric cable (250 cm / 98 in)
Black ceiling rose (Ø 20.3 cm / 7.9 in)
Tensile wire



Pressed Glass



A series of lights in three shapes: Bowl, Lens and Tube. Made by compressing molten glass into a hollow core mould which is then annealed in a kiln to create a robust object.

Material
Glass

Colour
● Clear


Pressed Glass Light Bowl Wall

GLS01-WEUM Glass Bowl Wall EU

Dimensions
Ø 19.7 cm / 7.7 in
D 13 cm / 5.1 in

Electrics
EU/UK – 40 W (max) E27 silver crown mirror bulb incl.

Not currently available in the US



Step




Pressed Glass Light Bowl

GLS01-PEUM Glass Bowl Pendant EU
GLS01-PUSM Glass Bowl Pendant US

Dimensions
Ø 19.7 cm / 7.7 in
H 10 cm / 3.9 in

Electrics
EU/UK – 28 W (max 40 W) E27 clear halogen bulb incl.
US – 40 W (max) A19 clear halogen bulb incl.

Clear cable (250 cm / 98 in)
Black metal ceiling rose (Ø 12.5 cm / 4.9 in)
Tensile wire



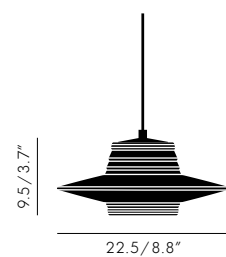
Pressed Glass Light Lens

GLS02-PEUM Glass Lens Pendant EU
GLS02-PUSM Glass Lens Pendant US

Dimensions
Ø 22.5 cm / 8.8 in
H 9.5 cm / 3.7 in

Electrics
EU/UK – 28 W (max 40 W) E27 clear halogen bulb incl.
US – 40 W (max) A19 clear halogen bulb incl.

Clear cable (250 cm / 98 in)
Black metal ceiling rose (Ø 12.5 cm / 4.9 in)
Tensile wire



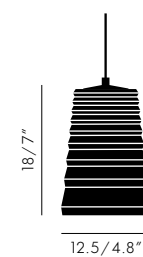
Pressed Glass Light Tube

GLS03-PEUM Glass Tube Pendant EU
GLS03-PUSM Glass Tube Pendant US

Dimensions
Ø 12.5 cm / 4.8 in
H 18 cm / 7 in

Electrics
EU/UK – 28 W (max 40 W) E27 clear halogen bulb incl.
US – 40 W (max) A19 clear halogen bulb incl.

Clear cable (250 cm / 98 in)
Black metal ceiling rose (Ø 12.5 cm / 4.9 in)
Tensile wire



Made from solid copper which is spun and hand-polished. White powder coat is applied to the exterior and a clear lacquer to the interior to prevent oxidisation.

Material
Copper, white powder coat

Colour
○ White
● Copper

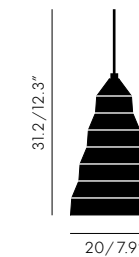
Step Light Tall

STS01-PEUM Step Tall Pendant EU
STS01-PUSM Step Tall Pendant US

Dimensions
Ø 20 cm / 7.9 in
H 31.2 cm / 12.3 in

Electrics
EU/UK – 28 W (max) E27 clear halogen bulb incl.
US – 60 W (max) A19 clear incandescent bulb incl.

White fabric cable (250 cm / 98 in)
White metal ceiling rose (Ø 12.5 cm / 4.9 in)



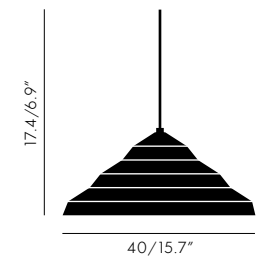
Step Light Fat

STS02-PEUM Step Fat Pendant EU
STS02-PUSM Step Fat Pendant US

Dimensions
Ø 40 cm / 15.7 in
H 17.4 cm / 6.9 in

Electrics
EU/UK – 28 W (max) E27 clear halogen bulb incl.
US – 60 W (max) A19 clear incandescent bulb incl.

White fabric cable (250 cm / 98 in)
White metal ceiling rose (Ø 12.5 cm / 4.9 in)



Void



Made from pure metal which is formed into a complex double-walled shade. The recessed shape concentrates the light into a focused beam.

Material
Brass, copper, polished stainless steel

Colour
● Brass
● Copper
● Polished Stainless Steel

Void Light

VOS01B-PEUM	Void Brass Pendant EU
VOS01B-PUSM	Void Brass Pendant US
VOS01C-PEUM	Void Copper Pendant EU
VOS01C-PUSM	Void Copper Pendant US
VOS01S-PEUM	Void Steel Pendant EU
VOS01S-PUSM	Void Steel Pendant US

Dimensions
Ø 30 cm / 11.8 in
H 15.5 cm / 6.1 in

Electrics
EU/UK – 33 W (max) G9 clear halogen bulb incl.
US – 25 W (max) G9 frosted halogen bulb incl.

Black fabric cable (250 cm / 98 in)
Black metal ceiling rose (Ø 12.5 cm / 4.9 in)



Material
Brass, copper, polished stainless steel

Colour
● Brass
● Copper
● Polished Stainless Steel

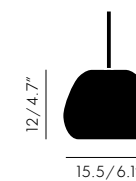
Void Light Mini

VOS02B-PEUM	Void Mini Brass Pendant EU
VOS02B-PUSM	Void Mini Brass Pendant US
VOS02C-PEUM	Void Mini Copper Pendant EU
VOS02C-PUSM	Void Mini Copper Pendant US
VOS02S-PEUM	Void Mini Steel Pendant EU
VOS02S-PUSM	Void Mini Steel Pendant US

Dimensions
Ø 15.5 cm / 6.1 in
H 12 cm / 4.7 in

Electrics
EU/UK – 33 W (max) G9 clear halogen bulb incl.
US – 25 W (max) G9 frosted halogen bulb incl.

Black fabric cable (250 cm / 98 in)
Black metal ceiling rose (Ø 12.5 cm / 4.9 in)



Drum



Drum is a Space Age super-stool characterised by its bold geometry. Available upholstered in a wide range of fabrics, the compact and symmetrical shape makes Drum a mobile, adaptable, go-anywhere stool.

Material
Foam, metal, upholstery

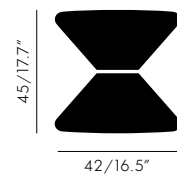
Kvadrat standard fabrics
Tonus
Remix
Steelcut Trio
Hallingdal
Alloy

Refer to fabric hanger or www.kvadrat.dk for full colour range

Drum Stool

DMS02 Drum Stool

Dimensions
H (seat) 45 cm / 17.7 in
W 42 cm / 16.5 in
Ø 45 cm / 17.7 in



Fan



Creating an exclamation mark in the home. A dramatic and sculptural take on the traditional British Windsor chair. Made from steam-bent ash. Available with an indigo or black stain or clear lacquer and a black leather seat.

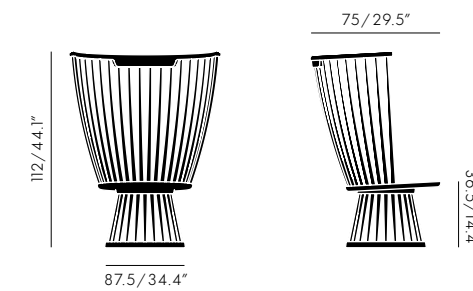
Material
Ash, black leather

Colour
● Black
● Natural
● Indigo (RAL 5022)

Fan Chair

FAC01IN Fan Chair Indigo
FAC01NA Fan Chair Natural
FAC01BL Fan Chair Black

Dimensions
H 112 cm / 44.1 in
W 87.5 cm / 34.4 in
D 75 cm / 29.5 in
H (seat) 36.5 cm / 14.4 in





A dining chair, stool and table are extended from our much loved Fan Chair.

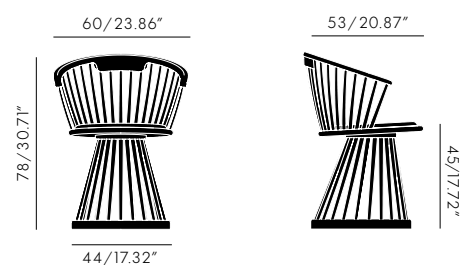
Material
Birch, oak, leather

Colour
● Black
● Natural

Fan Dining Chair

FAD01BL Fan Dining Chair Black Birch
FAD02NA Fan Dining Chair Natural Oak

Dimensions
H 78 cm / 30.7 in
H (seat) 45 cm / 17.7 in
W 60 cm / 23.6 in
D 53 cm / 20.9 in



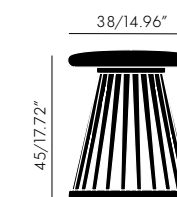
Material
Leather, birch, oak

Colour
● Black
● Natural

Fan Stool

FAP01BL-AM Fan Stool Black/Black
FAP01BL-BM Fan Stool Black/Natural

Dimensions
Ø 40 cm / 15.8 in
H 43 cm / 16.9 in
Ø (top) 38 cm / 15 in



Flash



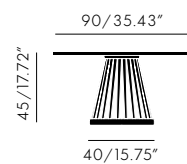
Screw Table Top Large Fan Base Black

SCT01 Screw Table Top Large
FAB01BL Fan Base Black Birch

Dimensions
Ø 40 cm / 15.8 in
H 43 cm / 16.9 in
Ø (top) 90 cm / 35.4 in

Material
Marble, birch

Colour
● Black
○ White



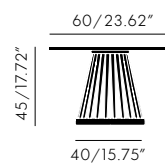
Screw Table Top Small Fan Base Natural Oak

SCT02 Screw Table Top Small
FAB02NA Fan Base Natural Oak

Dimensions
Ø 40 cm / 15.8 in
H 43 cm / 16.9 in
Ø (top) 60 cm / 23.6 in

Material
Marble, oak

Colour
○ White
● Natural



A series of highly reflective tables with an uncompromising metallic surface. The dark bronze mirrored table top and antiqued brass bases result in a highly reflective object.

Material
Mirrored glass, brass-plated iron

Colour
● Mirrored Brass
● Brass

Flash Table Rectangle

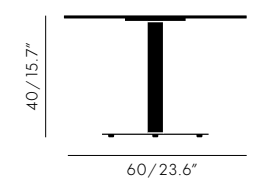
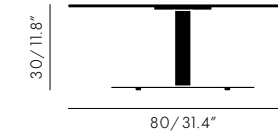
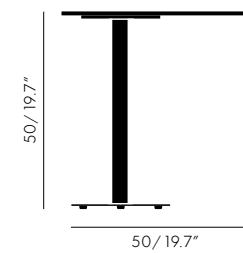
FLT01-M Flash Table Rectangle

Dimensions
H 50 cm / 19.7 in
D 30 cm / 11.8 in
L 50 cm / 19.7 in

Flash Table Square

FLT03-M Flash Table Square

Dimensions
H 30 cm / 11.8 in
D 80 cm / 31.4 in
L 80 cm / 31.4 in



Flash Table Circle

FLT02-M Flash Table Circle

Dimensions
Ø 60 cm / 23.6 in
H 40 cm / 15.7 in

Gem



A family of angular lights, tables and mirrors taking inspiration from the facets of cut gemstones. Sand cast from nickel-plated aluminium.

Material
Aluminium, mirrored glass

Colour
● Nickel

Gem Mirror Small

GEM01N Gem Mirror Small

Dimensions
H 58 cm / 22.8 in
W 61 cm / 24 in
D 6.5 cm / 2.6 in



Gem Mirror Medium

GEM02N Gem Mirror Medium

Dimensions
H 80 cm / 31.5 in
W 86 cm / 33.9 in
D 6.5 cm / 2.6 in



Gem Mirror Long

GEM03N Gem Mirror Long

Dimensions
H 166 cm / 65.4 in
W 80 cm / 31.5 in
D 6.5 cm / 2.6 in



Gem Table Low

GET01N Gem Table Low

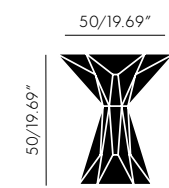
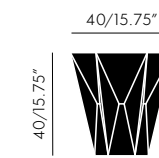
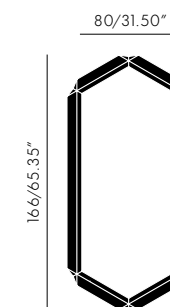
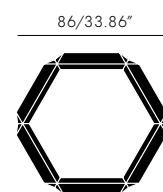
Dimensions
Ø 40 cm / 15.8 in
H 40 cm / 15.8 in



Gem Table Side

GET02N Gem Table Side

Dimensions
Ø 50 cm / 19.7 in
H 50 cm / 19.7 in



Offcut

Peg



Made from the waney edge of a piece of wood (an irregular piece found next to the bark). The natural version is made from oak and given a traditional finish. The fluoro version is made from birch with an RAL 2005 or black finish.

Offcut Stool

OCS01FL Offcut Stool Fluoro
OCS01NA Offcut Stool Natural
OCS01BL Offcut Stool Black

Dimensions
H 44 cm / 17.3 in
W 45 cm / 17.7 in
Ø (seat) 34 cm / 13.5 in

Material

Birch (fluoro/black), oak (natural)

Colour

- Fluoro (RAL 2005)
- Natural
- Black



A collection of lightweight wooden furniture, designed for domestic or contract use, constructed using solid oak or birch dowels. Peg Bar Stool and Peg Lounge Chair are finished in a dark brown stain.

Peg Bar Stool

PEB02BR Peg Bar Stool

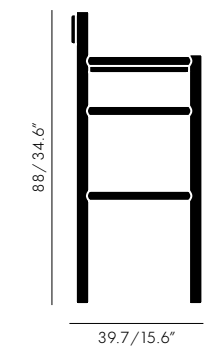
Dimensions
H 88 cm / 34.6 in
H (seat) 73 cm / 28.7 in
W 44 cm / 17.3 in
D 39.7 cm / 15.6 in

Material

Oak

Colour


- Dark Brown



Peg Lounge Chair

PELU02BR Peg Lounge Chair

Dimensions
H 71.1 cm / 28 in
H (seat) 40 cm / 15.7 in
W 65 cm / 25.5 in
D 62 cm / 24.4 in





A versatile table with a solid birch top and interchangeable legs in either a blached birch or black painted finish.

Material

Birch

Colour

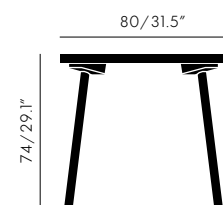
- Black
- Blached Birch

Peg Table

- TT01-AM Peg Table Square Natural/Black
- TT01-BM Peg Table Square Natural/Natural

Dimensions

H 74 cm / 29.1 in
W 80 cm / 31.5 in



Material
Birch, oak

Colour


- Fluoro (RAL 2005)
- Black
- Blached Birch
- Dark Brown

Peg Chair

- PEC01BL Peg Chair Black
- PEC01FL Peg Chair Fluoro
- PEC01NB Peg Chair Birch
- PEC02BR Peg Chair Dark Brown

Dimensions

H 78 cm / 30.7 in
H (seat) 43 cm / 16.9 in
W 53 cm / 30 in
D 54 cm / 21.2 in



Roll



Peg Coat Stand

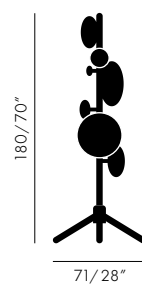
Made from turned wood, the Peg Coat Stand is flat-packed, allowing the customer to arrange the eight discs in any configuration. Available in birch with a fluoro or black finish.

PES01FL Peg Coat Stand Fluoro
PES01BL Peg Coat Stand Black

Dimensions
Ø 71 cm / 28 in
H 180 cm / 70 in

Material
Birch

Colour
● Fluoro (RAL 2005)
● Black



Constructed from a solid cast iron base, a metal stem and blached birch top in square or round. The rolling wheel on the base allows the tables to be configured with minimal fuss and assistance.

Material
Blached birch, cast iron

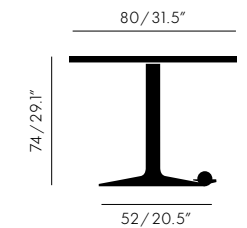
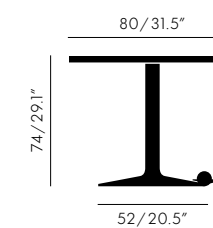
Colour
● Blached Birch
● Black



Roll Table

TT01 Table Top Square Birch
TT02 Table Top Round Birch
ROB01-M Roll Base

Dimensions
Ø (base) 52 cm / 20.5 in
H 69.5 cm / 27.3 in
Ø (top) 80 cm / 31.5 in



Scoop



Scoop is all about comfort. It is generously proportioned with a seat that, as its name suggests, has a scooped shape, designed to hold the sitter in an enclosed space. The fluid form of Scoop is achieved by applying upholstery to an injection-moulded hard foam shell. Solid wood legs create a stable support.

Material
Wood, upholstery

Kvadrat standard fabrics:

- Tonus
- Remix
- Steelcut Trio
- Hallingdal

Refer to fabric hanger or www.kvadrat.dk for full colour range


Scoop Chair

SCH01TO0128BL Scoop High
SCL01TO0128BL Scoop Low

Dimensions

Scoop High
H 92 cm / 36.2 in
W 63 cm / 24.8 in

Scoop Low
H 69 cm / 27.2 in
W 57 cm / 22.4 in



Screw



Made from a cast iron tripod base with a white marble top. The aluminium thread allows for multiple heights by simply spinning the top. Available in two different size tops: large and small. Suitable for outdoor or indoor use.

Material
Cast iron, marble, aluminium

Colour
● Black
○ White

Screw Table Large

SCT01-M Screw Table Large

Dimensions


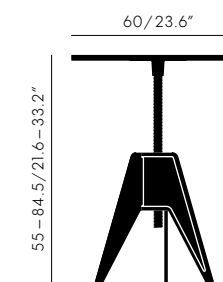
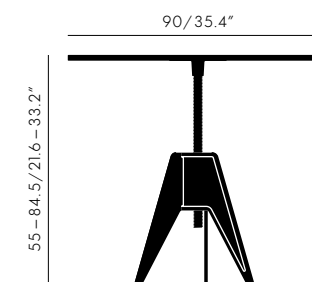
Ø 90 cm / 35.4 in
H 55-84.5 cm / 21.6-33.2 in

Screw Table Small

SCT02-M Screw Table Small

Dimensions

Ø 60 cm / 23.6 in
H 55-84.5 cm / 21.6-33.2 in



Birch Small Round Top Screw Base

A round blanché birch table top with a cast iron tripod base with aluminium screw for adjustable height.

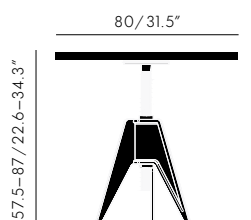
TT02 Table Top Round
Blanché Birch
SCB02 Screw Base

Dimensions


Ø (top) 80 cm / 31.5 in
H 55-84.5 cm / 21.6-33.2 in

Material
Blanché birch, cast iron, aluminium

Colour
● Blanché Birch
● Black



Slab



Made from solid oak in a black or natural lacquer with a deeply brushed surface, the Slab collection consists of a bar stool, chair and dining table.

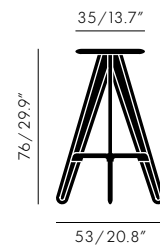
Material
Oak, cast iron

Colour
● Black
● Natural

Slab Bar Stool

WOS01BL Slab Bar Stool Black
WOS01NA Slab Bar Stool Natural

Dimensions
H 76 cm / 29.9 in
H (cast iron foot ring) 25 cm / 9.8 in
Ø (seat) 35 cm / 13.7 in
W 53 cm / 20.8 in



Slab Chair

WOD01BL Slab Chair Black
WOD01NA Slab Chair Natural
WOU01BL Back Rest + Seat Pad
(black leather)

Dimensions
H 75 cm / 29.5 in
H (seat) 45 cm / 17.7 in
W 47 cm / 18.5 in
D 64 cm / 25.1 in

Back Rest and Seat Pad have zips to remove them from the chair



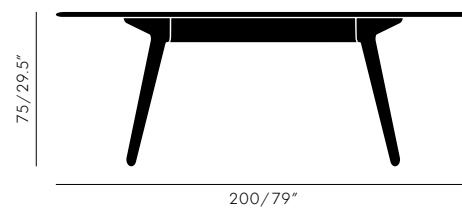
Spun



Slab Dining Table

WOT03BL-M Slab Table Black
WOT03NA-M Slab Table Natural

Dimensions
H 75 cm / 29.5 in
W 90 cm / 35.5 in
D 200 cm / 79 in



Space Age, Art Deco or Pop — many potential influences can be read into these 3 pieces of ultra-expressive occasional furniture. Made from solid brass sheets that are hand spun, welded and polished to a mirror finish. The Champagne Bucket is formed of 2 parts.

Material
Brass

Colour
● Brass

Tube



Spun Table Short

SUT01B Spun Table Short Brass

Dimensions
Ø 54 cm / 21.3 in
H 45 cm / 17.7 in

Spun Table Tall

SUT02B Spun Table Tall Brass

Dimensions
Ø 39 cm / 15.4 in
H 70 cm / 27.6 in

Spun Champagne Bucket

SUT03B Spun Champagne Bucket Brass

Dimensions
Ø 26.4 cm / 10.4 in
H 84 cm / 33.1 in

A white polished marble top with a metallised brass base.

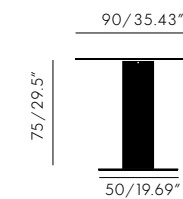
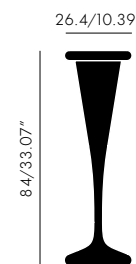
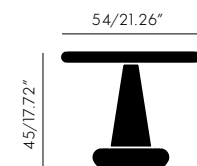
Screw Table Top Large Tube Base Brass

TUB01B Tube Base Brass
SCT01 Screw Table Top Large


Dimensions
Ø 50 cm / 19.7 in
H 73 cm / 28.7 in
Ø (top) 90 cm / 35.4 in

Material
Marble, brass-plated iron

Colour
○ White
● Brass



Wingback



The Wingback collection consists of a high back chair, sofa and footstool. Traditionally manufactured, with an upholstered solid wood frame. Available with either a natural or black lacquered finish to the turned legs.

Material
Fanny Aronsen / Kvadrat Harald

Fabric
Harald
Hallingdal

Refer to fabric hanger for full colour range

Wingback Chair

WBC01HR1180BL Wingback Chair Black Legs
WBC01HR1180NA Wingback Chair Natural Legs

Dimensions
H 127 cm / 50 in
H (seat) 41 cm / 16.1 in
W 67 cm / 26.4 in
D 90 cm / 35.4 in
D (seat) 56 cm / 22 in

Wingback Footstool

WBF01HR1180BL Wingback Footstool Black Legs
WBF01HR1180NA Wingback Footstool Natural Legs

Dimensions
H 40 cm / 15.7 in
W 50 cm / 19.7 in
D 45 cm / 17.7 in

Wingback Sofa 2 Seater

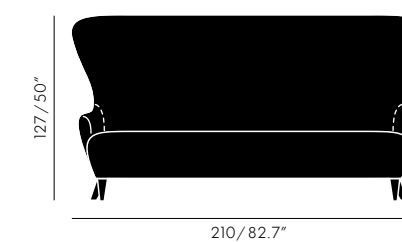
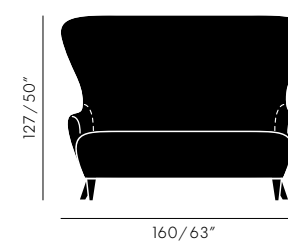
WBS01HR1180BL Wingback Sofa 2 Seater Black Legs
WBS01HR1180NA Wingback Sofa 2 Seater Natural Legs

Dimensions
H 127 cm / 50 in
H (seat) 41 cm / 16.1 in
W 160 cm / 63 in
D 90 cm / 35.4 in
D (seat) 56 cm / 22 in

Wingback Sofa 3 Seater

WBS02HR1180BL Wingback Sofa 3 Seater Black Legs
WBS02HR1180NA Wingback Sofa 3 Seater Natural Legs

Dimensions
H 127 cm / 50 in
H (seat) 41 cm / 16.1 in
W 210 cm / 82.7 in
D 90 cm / 35.4 in
D (seat) 56 cm / 22 in



Y Chair



Sled Base (shown as black shell/black base)



Swivel Base (shown as white shell/aluminium base)




Wood Base (shown as black shell/natural oak base)

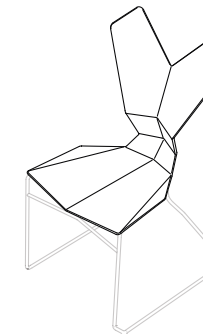
How to Specify

1 Shell

● Black



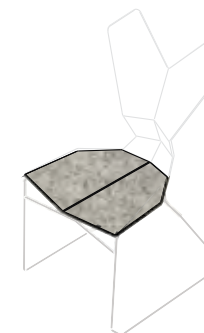
○ White



2 Seat Pad

Divina Melange 2


- Light Grey (120*)
- Grey (170*)
- Dark Grey (180*)
- Yellow (421*)



Seat & Back Pad

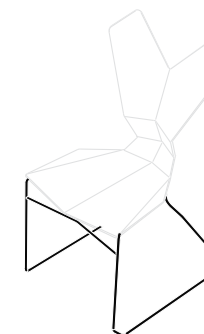
Divina Melange 2

- Light Grey (120*)
- Grey (170*)
- Dark Grey (180*)
- Yellow (421*)



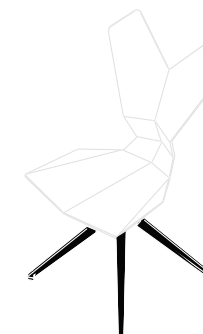
3 Sled Base

● Black
○ White



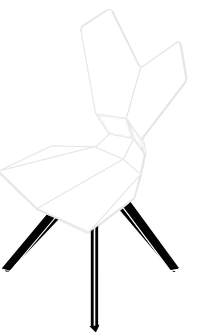
Swivel Base

● Black
● Aluminium



Wood (Oak) Base

● Black
● Natural



* Kvadrat colour codes

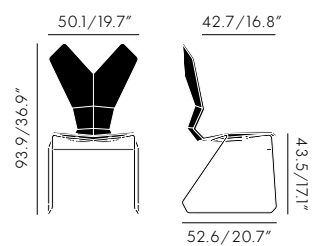
Y Chair

A product which balances the three most important requirements demanded of a contract chair. Durability, a striking silhouette and an ergonomic form.

The Y Chair's expressive shape is injection moulded in glass-reinforced nylon (PA6-GF30) which means that the material can be recycled, is fatigue resistant, and absorbs shock and load through its flexibility.

Shell

The textured nylon shell is available in both black (RAL 9005) and white (RAL 9010). Custom colours are available for volume orders.



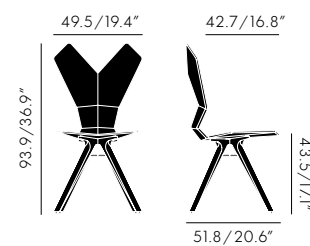
Bases

The Sled base is made of steel and suitable for occasional outdoor use; available in black (RAL 9005) or white (RAL 9010) powder coat and will stack to a maximum of 8 units.

The Swivel base is made of sandblasted aluminium and is available in clear lacquer or black powder coat.

The Wood base is made of natural oak and is available with a clear lacquer or black stain. A copper-plated stretcher completes the base.

All options come with nylon feet (felt feet are available on request).

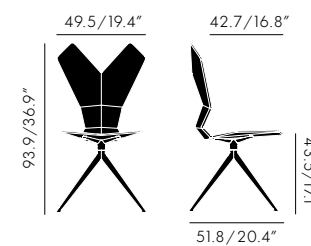


Upholstery

The Y chair is also available upholstered with either a seat pad or a seat & back pad. The upholstery is made from thermo compressed foam covered with Kvadrat Divina Melange 2 fabric, affixed to the shell with industrial adhesive. The upholstered version for the Sled base can be ordered with an optional stacking plate to protect the upholstery.

Environment & Tests

The Y chair can be easily dismantled and is 100% recyclable. The chairs have been tested for general contract use and are suitable for the following applications: office buildings, showrooms, public halls, function rooms, cafés, restaurants, canteens, banks, bars and the home.



Aluminium Knob



Made from cast aluminium. The exterior is powder coated for a glossy finish, and brass lacquered on the interior.

Aluminium Knob

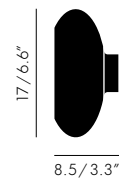
KNA01 Aluminium Knob

Dimensions
Ø 17 cm / 6.6 in
D 8.5 cm / 3.3 in

Material
Cast aluminium, brass lacquer, black powder coat

Colour
● Black
● Brass

Not suitable for use on glass doors
Wall fixing not included



Beat Vessels



A group of floor vessels in three unique shapes. Made from brass, the Beat Vessels are spun and welded in separate parts to create their form.

Material
Spun brass

Colour
● Brass

Beat Vessel Tall

BRV01 Beat Vessel Tall

Dimensions
Ø 25 cm / 9.8 in
H 109 cm / 42.9 in

Beat Vessel Drop

BRV02 Beat Vessel Drop

Dimensions
Ø 55 cm / 21.7 in
H 96 cm / 37.8 in

Beat Vessel Top

BRV03 Beat Vessel Top

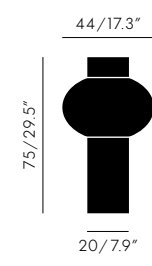
Dimensions
Ø (centre) 44 cm / 17.3 in
Ø (base) 20 cm / 7.9 in
H 75 cm / 29.5 in



25/9.8"



55/21.7"



20/7.9"

Etch

Glass Knob



Made from acid-etched sheets of metal. The metal is photo-etched, then dipped in acid to dissolve the unexposed parts, creating the pattern. The metal is then lacquered.

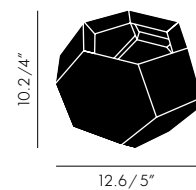
Etch Tea Light Holder

- ETC02B Etch Tea Light Holder Brass
- ETC02C Etch Tea Light Holder Copper
- ETC02S Etch Tea Light Holder Stainless Steel

Material
Brass, stainless steel, aluminium

Dimensions
Ø 12.6 cm / 5 in
H 10.2 cm / 4 in

- Colour**
- Brass
 - Copper
 - Stainless Steel



Made by compressing molten glass into a hollow core aluminium mould. The Glass Knob is then annealed in a kiln for robustness, before being polished.

Glass Knob Small

- KNG01P Glass Knob Small Lecko
- KNG01Y Glass Knob Small Butter
- KNG01B Glass Knob Small Blue

Material
Glass

- Colour**
- Lecko
 - Butter
 - Blue

Dimensions
Ø 12 cm / 4.7 in
D 5.5 cm / 2.2 in

Wall fixings not included

Door fixing available. Not suitable for use on glass doors



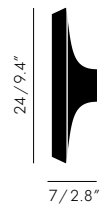
Glass Knob Large

- KNG02P Glass Knob Large Lecko
- KNG02Y Glass Knob Large Butter
- KNG02B Glass Knob Large Blue

Dimensions
Ø 24 cm / 9.4 in
D 7 cm / 2.8 in

Wall fixings not included

Door fixing available, not suitable for use on glass doors



Spin



A rotating mobile made from cast iron. The arms can be locked into place. The candelabra takes a variety of candle sizes.


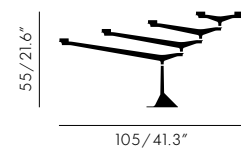
Material
Cast iron, black powder coat

Colour
● Black

Spin Table Candelabra

SPT01 Spin Table Candelabra

Dimensions
H 55 cm / 21.6 in
W 105 cm / 41.3 in





Projects



Previous page:
Zoo Bar, Copenhagen, Denmark
Interior design: Roomstore
Photographer: Brian Buchard
Dealer: Roomstore
Beat Light → p. 49
Mirror Ball → p. 75
Pressed Glassed Light → p. 81
Slab Bar Stool → p. 102

Below:
Triniti Restaurant and Bar, Houston, USA
Interior design/architect: MC² Architects
Photographer: Cristina Kooker,
Debora Smail, Steven Gutierrez
Etch Shade → p. 61
Slab Chair → p. 103

Right:
Triniti Restaurant and Bar, Houston, USA
Interior design/architect: MC² Architects
Photographer: Cristina Kooker,
Debora Smail, Steven Gutierrez
Etch Shade → p. 61
Slab Chair → p. 103



Below:
Fish Market restaurant, Reykjavik, Iceland
Interior design: Leifur Welding
Photographer: Bjorn Arnason
Dealer: Lumex
Beat Light → p. 49

Right:
Macquarie Group Limited, London, UK
Interior design: Clive Wilkinson Architects
Executive architect: Pringle Brandon
Photographer: Riddle Stagg
Wingback → p. 108





Previous page:
Newmarket Hotel, Melbourne, Australia
Interior design: Six Degrees Architects
Photographer: Greg Elms
Dealer: Dedece
Beat Light → p. 49

Below:
Go Morgen Danmark,
Copenhagen, Denmark
Interior design: Fobsi Studio
Photographer: Bjørn Bertheussen
Scoop Chair → p. 100

Right:
Grill Market restaurant, Reykjavik, Iceland
Interior design: Leifur Welding
Photographer: Bjorn Arnason
Dealer: Lumex
Etch Shade → p. 61





Previous page:
Nottingdale Café, London, UK
Interior design: Found Associates
Photographer: Hufon & Crow
Dealer: Twentytwentyone
Slab Chair → p.103


Below:
Radisson Blu Aqua Hotel, Chicago, USA
Interior design: Graven Images
Architect: Studio Gang Architects,
Loewenberg Architects
Photographer: Teviot Creative
Wingback Chair → p.108

Right:
Corinthia Hotel, London, UK
Interior design: GA Design
Photographer: Barbara Kraft
Wingback Chair → p.108



Below:
The Moluccas Room restaurant, Singapore
Interior design: Metropolitan Office
Experimental
Photographer: Aaron Poon
Beat Light → p. 49

Right:
Tom Dixon Shop, London, UK
Interior design: Tom Dixon
Photographer: Tom Mannion
Copper Shade Floor → p. 59
Slab Chair → p. 103
Slab Dining Table → p. 104
Step Light → p. 83
Void Light → p. 84





Previous page:
Holland Casino, Scheveningen,
The Netherlands
Photographer: Irene van der Meijs
Void Light → p. 84

Below:
Sven-Harrys restaurant,
Stockholm, Sweden
Interior design: Johanna Egnell,
Åke Axelsson
Photographer: Mona Åström (Gulled)
Dealer: Gulled
Beat Light → p.49

Right:
L'and Vineyards restaurant,
Montemor-o-Novo, Portugal
Architect: Promontorio
Interior design: Studio MK27
Marcio Kogan, Diana Radomysler,
Suzana Glogowski
Photographer: Carlos Cezanne
Dealer: Brinklicht
Void Light → p. 84





Previous:
Aamanns Takeaway,
Copenhagen, Denmark
Architect: Anders Busk Faarborg
Interior design: Co & Create
Photographer: BB Photography
Dealer: Room Store
Slab Chair → p. 103

Below:
Cultural Centre Zuid57,
The Hague, The Netherlands
Interior design and architect:
Workshop of Wonders
Photographer: Cornbread Works
Peg Chair → p. 97
Etch Shade → p. 61

Right:
CinemaxX Entertainment GmbH & Co. KG,
Oldenburg Germany
Interior design: Belinda Müll
— Studio Elbglanz
Dealer: LUV
Photographer: Oliver Heinemann
Mirror Ball → p. 76
Mini Ball → p. 76



Below:
The Collection restaurant, London, UK
Interior design: Design Research Studio
Photographer: Ed Reeve
Mirror Ball → p. 76
Mini Ball → p. 76
Peg Chair → p. 97



Right:
The Collection restaurant, London, UK
Interior design: Design Research Studio
Photographer: Ed Reeve
Slab Bar Stool → p. 102



Below:
Westfield Stratford City – Café Court,
London, UK
Interior design: Westfield Design Team
Photographer: Carmen Valiño
Dealer: Conran Contracts
Slab Chair → p.103

Right:
Westfield Stratford City – Café Court,
London, UK
Interior design: Westfield Design Team
Photographer: Carmen Valiño
Dealer: Conran Contracts
Slab Bar Stool → p.102



Below:
CitizenM Glasgow Hotel, Scotland
Architect: Concrete Architectural Associates
Photographer: Richard Powers
Pressed Glass Light → p. 81

Right:
CitizenM Glasgow Hotel, Scotland
Architect: Concrete Architectural Associates
Photographer: Richard Powers
Peg Chair → p. 97



Below:
Aamanns Takeaway,
Copenhagen, Denmark
Architect: Anders Busk Faarborg
Interior design: Co & Create
Photographer: BB Photography
Dealer: Room Store
Slab Chair → p. 103

Right:
King & Grove, New York, USA
Architect: Gensler
Interior Design: Susan Jaques,
Matthew Rolston
Photographer: Michael Kleinberg
Mirror Ball → p. 76
Mini Ball → p. 76



Index

Aluminium Knob	→ p. 112	Fin Light Obround	→ p. 65	Peg Bar Stool	→ p. 95
Ball	→ p. 44	Fin Light Round	→ p. 64	Peg Chair	→ p. 97
Base Floor Light	→ p. 46, 48	Fin Table Light	→ p. 63	Peg Coat Stand	→ p. 98
Base Table Light	→ p. 46, 48	Flash Table Circle	→ p. 91	Peg Lounge Chair	→ p. 95
Base Wall Light	→ p. 45, 47	Flash Table Rectangle	→ p. 91	Peg Table	→ p. 96
Beat Light Fat	→ p. 50, 51, 52	Flash Table Square	→ p. 91	Pendant System	→ p. 78
Beat Light Stout	→ p. 49, 50, 53	Flask Pendant	→ p. 66	Pipe Light	→ p. 80
Beat Light Tall	→ p. 50, 51, 53	Gem Mirror Small	→ p. 92	Pressed Glass Light Bowl	→ p. 82
Beat Light Wide	→ p. 49, 51, 52	Gem Mirror Medium	→ p. 92	Pressed Glass Light Bowl Wall	→ p. 81
Beat Vessel Drop	→ p. 113	Gem Mirror Long	→ p. 93	Pressed Glass Light Lens	→ p. 82
Beat Vessel Tall	→ p. 113	Gem Table Low	→ p. 93	Pressed Glass Light Tube	→ p. 82
Beat Vessel Top	→ p. 113	Gem Table Side	→ p. 93	Roll Table	→ p. 101
Blow Light Copper	→ p. 55	Gem Tall Pendant	→ p. 67	Scoop Chair High	→ p. 100
Bronze Copper Shade	→ p. 58	Gem Wide Pendant	→ p. 68	Scoop Chair Low	→ p. 100
Bronze Copper Shade Floor	→ p. 58	Gem Wall Light	→ p. 68	Screw Table Large	→ p. 101
Cell Wall Light	→ p. 56	Glass Knob Large	→ p. 115	Screw Table Small	→ p. 101
Cell Tall Pendant	→ p. 57	Glass Knob Small	→ p. 115	Birch Small Round Top Screw Base	→ p. 101
Cell Short Pendant	→ p. 57	Glass Light Bead	→ p. 69	Slab Bar Stool	→ p. 102
Copper Shade 25	→ p. 59	Glass Light Top	→ p. 69	Slab Chair	→ p. 103
Copper Shade	→ p. 59	Jack Light	→ p. 70	Slab Dining Table	→ p. 104
Copper Shade Floor	→ p. 59	Lean Table Light	→ p. 71	Spin Table Candelabra	→ p. 116
Drum Stool	→ p. 86	Light Tripod Stand	→ p. 77	Spun Champagne Bucket	→ p. 106
Etch Light Web Stainless Steel	→ p. 60	Lustre Light Flat	→ p. 74	Spun Table Short	→ p. 106
Etch Tea Light Holder	→ p. 114	Lustre Light Round	→ p. 73	Spun Table Tall	→ p. 106
Etch Shade	→ p. 61	Lustre Light Square	→ p. 74	Step Light Fat	→ p. 83
Fan Chair	→ p. 87	Lustre Light Wedge	→ p. 73	Step Light Tall	→ p. 83
Fan Dining Chair	→ p. 88	Mini Ball 25 cm	→ p. 76	Void Light	→ p. 84
Fan Stool	→ p. 89	Mirror Ball 40 cm	→ p. 76	Void Light Mini	→ p. 85
Screw Table Top Large Fan Base Black	→ p. 90	Mirror Ball 50 cm	→ p. 76	Wingback Chair	→ p. 108
Screw Table Top Small Fan Base Natural Oak	→ p. 90	Mirror Ball Floor 40 cm	→ p. 75	Wingback Footstool	→ p. 108
Fat Spot	→ p. 62	Mirror Ball Floor 50 cm	→ p. 75	Wingback Sofa 2 Seater	→ p. 109
Felt Shade	→ p. 63	Mirror Ball on Light Tripod Stand	→ p. 77	Wingback Sofa 3 Seater	→ p. 109
Felt Floor	→ p. 63	Offcut Stool	→ p. 94	Y Chair	→ p. 110

Distribution

Sales enquiries:
sales@tomdixon.net
T: +44 (0)20 7400 0500
F: +44 (0)20 7400 0501

USA:
united_states@tomdixon.net
T: +1 201 984 5599
F: +1 718 228 8378

Tom Dixon Shop:
retail@tomdixon.net
T: +44 (0)20 7183 9725

Press:
press@tomdixon.net
T: +44 (0)20 7183 9725

tomdixon.net

Credits

Styling:
Design Research Studio

Photography:
Peer Lindgreen

Design:
Mind Design / minddesign.co.uk

Copyright ©2013 Design Research Ltd.

All the designs shown in this catalogue are protected under law. Design Research Ltd has the property rights to manufacture and sell these products and holds the exclusive manufacturing and distribution rights worldwide. Copying will be prosecuted.

Please note that all colour swatches featured here are for reference only and may differ in actuality.

From time to time product specifications may change. Please confirm details with our Customer Service department at the time of ordering.

